



God Helps Gideon Defeat the Midianites

Judges 6:1-16; 7:1-24

Safety, security, and predictability foster trust. While you can't provide group care that mimics the individual care each baby receives at home, you can encourage parents to share parts of their routines for you to follow. For example, if a parent allows a baby to pick up and hold a wipe at changing time, try to integrate this practice as you change that child in the nursery.

INFANT

LESSON	WHAT CHILDREN DO	SUPPLIES	EASY PREP
1 Getting Started	Sing and Celebrate Listen to praise songs.	CD player Teacher Pack: CD	
2 Bible Exploration	Trusting God Hear a rhyme about trusting God.		
3 Weaving Faith Into Life	God Is With Me Do an action rhyme.		
	Trust Rolls Play a game of rolling from back to tummy.	blanket	
	Weaving Faith at Home Take home their "Growing With Jesus" pages.	My Bible Snuggles or 1 copy per child of the "Growing With Jesus" page (at the end of the lesson)	Remove the Lesson 1 pages from each My Bible Snuggles student book.

Bold text within the lesson is spoken text.



Bible Point
We can trust God.


Key Verse
"So do not fear, for I am with you; do not be dismayed, for I am your God" (Isaiah 41:10).

Weaving Faith Into Life
Children will begin to learn that they can trust God.





TODDLER

LESSON	WHAT CHILDREN DO	SUPPLIES	EASY PREP
1 Getting Started	Sing and Celebrate Listen to or sing praise songs.	CD player Teacher Pack: CD	
2 Bible Exploration	God Helps Us With Our Jobs Hear about jobs that family members have.	mirror, several toys, basket Teacher Pack: "Family Jobs" teaching picture 	Fold the "Family Jobs" teaching picture on the line as indicated. Scatter several toys on the floor around the story area, and have a small mirror and a basket nearby.
3 Weaving Faith Into Life	My Special Baby Play with a doll.	doll, basket, blanket	Place a baby doll in a basket, and cover it with a light blanket. Use a doll the children have not seen before, preferably one from your own home.
	Pillow-Trust Game Play a trusting game with pillows.	2 pillows	
	Weaving Faith at Home Take home their "Growing With Jesus" pages.	My Bible Snuggles or 1 copy per child of the "Growing With Jesus" page (at the end of the lesson)	Remove the Lesson 1 pages from each My Bible Snuggles student book.


Bold text within the lesson is spoken text.





2-YEAR-OLD



LESSON	WHAT CHILDREN DO	SUPPLIES	EASY PREP
<p>1 Getting Started</p>	<p>Sing and Celebrate Listen to or sing praise songs.</p>	<p>CD player Teacher Pack: CD</p>	
<p>2 Bible Exploration</p>	<p>Everybody Has a Job Pretend to do family jobs, and act out today's story.</p>	<p>Bible, 1 foam cup per child, CD player, trumpet-shaped chips or crackers, 2 bowls, glue Teacher Pack: CD, "Gideon's Army Surrounds the Midianites" poster (from the Big Bible Poster Pack)</p> 	
<p>3 Weaving Faith Into Life</p>	<p>Trusting and Jumping Play a trust game with pillows.</p>	<p>2 pillows, low step stool</p>	
	<p>Taking Care of Baby Put adhesive bandages on baby's "boo-boo" and add tissues for blankets.</p>	<p>My Bible Snuggles or 1 copy per child of the "Taking Care of Baby" page (at the end of the lesson), 1 tissue and 1 adhesive bandage per child, glue sticks</p>	<p>Remove the Lesson 1 pages from each My Bible Snuggles student book.</p>
	<p>Weaving Faith at Home Take home their "Growing With Jesus" pages.</p>	<p>My Bible Snuggles or 1 copy per child of the "Growing With Jesus" page (at the end of the lesson)</p>	

Bold text within the lesson is spoken text.



God Helps Gideon Defeat the Midianites

Judges 6:1-16; 7:1-24



BIBLE BACKGROUND
FOR LEADERS

Judges Were Called by God When Crises Erupted

.....

This lesson begins a section looking at the period of the judges. After Joshua died, there was no immediate, clear leader of the people of Israel. Instead, God raised up different leaders at different times for different tasks, and they all received special power from God to do what God wanted them to do. These leaders were called judges, though they didn't function primarily as arbitrators or administrators of justice. In most cases, they were military leaders, called upon to deliver Israel from foreign enemies.

God Calls the Unlikely Gideon

.....

Gideon's description of himself might remind us of the great King David, who was yet to come. Both were the youngest in their families. Gideon did not think of himself as a military leader, but God knew what Israel needed. Israel didn't need a leader who would trust in his military ability; rather, Israel needed a leader who would humbly rely on God for guidance and strength.

God Wins the Battle Against the Midianites

.....

God's instructions to whittle Gideon's army to 300 men seem absurd. But God wanted the people of Israel to see that they were saved by God's power rather than their own military might. We aren't told why the manner of the soldiers' drinking—either by stooping to drink the water directly or cupping it to their mouths—was significant. Perhaps it was simply a way to reduce the number of men; perhaps it was a method to choose those who were most alert. The 300 men who kept their heads up may have demonstrated an alertness that was lacking in the men who stooped to drink.

It's astonishing that the Israelites didn't strike anyone with a sword at the beginning of the battle. After raising their torches and blowing their trumpets, Gideon and his soldiers held their positions while the Midianites turned upon one another with their swords (Judges 7:21-22)—*God won the battle for them.*

The Jesus Connection

.....

When we have a relationship with Jesus, no matter what happens to us, we can be sure he'll be there.

Think back on Gideon's feelings of inadequacy. When have you felt that way? How did God help you through it? How did that experience help grow your faith? Pray that in your inadequacies, God will help you lean on your faith and move forward in confident trust. You can write your prayer here.





INFANT

1

**GETTING
STARTED**



Tip Don't know the melodies to the songs in this guide? Download the 99-cent Kids Songs app by Alkeo and play the tunes for 200+ common children's songs.

Sing and Celebrate

What You'll Do

Sing or listen to "God Called Gideon" (track 2) to the tune of "Hush, Little Baby" anytime during the lesson. Sing it as a lullaby to calm a fussy baby.



God called Gideon for his plan. (*Touch mouth.*)
But Gideon said, "I'm not the right man." (*Shake head no.*)
God said, "Gideon, trust in me." (*Touch heart.*)
I will help you; you will see. (*Point to sky and then to eyes.*)

God called Gideon for his plan. (*Touch mouth.*)
Gideon knew he was the right man. (*Nod head yes.*)
God said, "Gideon, trust in me." (*Touch heart.*)
Gideon trusted and believed. (*Hold both arms up toward the sky.*)

Sing or listen to "Say, Say, Oh Friend" (not on CD) to the tune of "Say, Say, Oh Playmate" anytime during the lesson. When singing, lay an infant on his or her back. On the words "Say, say, oh friend," roll the baby's hands one over the other. On the word "trust," place one of baby's hands over his or her heart, and on "God," raise the same hand toward heaven.



Say, say, oh friend,
Trust God in all you do.
Trust God in work and play.
Trust God in night and day.
Say, say, oh friend,
Trust God to be with you.
Trust God; his word is true forevermore!



Sing and Celebrate Supplies

- CD player
- Teacher Pack**
- CD: "I Am Growing" (track 2)





2 BIBLE EXPLORATION

Trusting God

What You'll Do ■■■■■■

Hold an infant on your lap facing you for this rhyme.

Say: **God helped Gideon and his men win the battle.** (*Help the baby pat his or her legs with each hand alternately, as if marching.*)

The trumpets sounded, and the jars broke and rattled. (*Put one of baby's hands to his or her mouth, and then make a trumpet sound; clap baby's hands together.*)

Gideon trusted God to show him the way to keep his friends safe. (*Fold baby's hands in prayer.*)

Gideon trusted God. ► **WE CAN TRUST GOD, too.**

.....

3 WEAVING FAITH INTO LIFE

God Is With Me

What You'll Do ■■■■■■

Place a baby on his or her back in front of you.

Say: **God is with your eyes.** (*Carefully cover baby's eyes with both of his or her hands; remove hands quickly and say, "Peekaboo!"*)

God is with your hands. (*Use exaggerated motions to clap baby's hands together in front of him or her.*)

God is with your ears; you can hear the Lord's commands. (*Lean over and whisper into baby's ear, "Trust God."*)

God is with your legs. (*Move baby's legs up and down in large movements, as if marching.*)

God is with your nose. (*Cover baby's nose with one hand, and say "Achoo!" as you pretend to sneeze.*)

God is with you, baby, from your head down to your toes! (*Touch baby's hair with your hand, and then slide your hand down to baby's toes, tickling gently as you go.*)

God is with you, and God is with me. ► **WE CAN TRUST GOD.**

Trust Rolls

What You'll Do

Lay an infant who has good head and neck control on his or her back in the center of a blanket. Gently lift the edges of one side of the blanket to help the baby roll over slowly.

Say: **You can trust me to help you do things.** ► **WE CAN TRUST GOD to help us do everything he asks us to do.**


Weaving Faith at Home

Have children take home their “Growing With Jesus” pages. Encourage parents to do the activities with children to help them grow with Jesus. By working together and focusing on the same goals, you and parents can help children weave faith into their lives!

Talk to your Director about emailing the FREE FamilyConnect to all your church’s families. Available at group.com/digital.

TODDLER


1 GETTING STARTED

 **Tip** Don’t know the melodies to the songs in this guide? Download the 99-cent Kids Songs app by Alkeo and play the tunes for 200+ common children’s songs.

Sing and Celebrate

What You'll Do

Sing “God Called Gideon” (track 2) to the tune of “Hush, Little Baby” anytime during the lesson. During the song, hold a toddler on your lap with his or her back to you. Help the toddler do the motions in the parentheses as you sing the song.

 **God called Gideon for his plan.** (*Touch mouth.*)
But Gideon said, “I’m not the right man.” (*Shake head no.*)
God said, “Gideon, trust in me. (*Touch heart.*)
I will help you; you will see.” (*Point to sky and then to eyes.*)

God called Gideon for his plan. (*Touch mouth.*)
Gideon knew he was the right man. (*Nod head yes.*)



Trust Rolls Supplies

blanket

Weaving Faith at Home Supplies

My Bible Snuggles or 1 copy per child of the “Growing With Jesus” page (at the end of the lesson)

Weaving Faith at Home Easy Prep

Remove the Lesson 1 pages from each My Bible Snuggles student book.

Sing and Celebrate Supplies

CD player
Teacher Pack
 CD: “I Am Growing” (track 2)






God said, “Gideon, trust in me.” (*Touch heart.*)

Gideon trusted and believed. (*Hold both arms up toward the sky.*)

Sing “Say, Say, Oh Friend” (not on CD) to the tune of “Say, Say, Oh Playmate” anytime during the lesson. Hold a toddler on your knee, facing you. Bounce him or her each time you sing the line, “Say, say, oh friend.” On the word “trust,” place the toddler’s hand over his or her heart. For “God,” raise the toddler’s hand toward the sky. On “forevermore,” hold both of the toddler’s hands toward the sky.

 Say, say, oh friend,
Trust God in all you do.
Trust God in work and play.
Trust God in night and day.
Say, say, oh friend,
Trust God to be with you.
Trust God; his word is true forevermore!

2 BIBLE EXPLORATION

God Helps Us With Our Jobs

What You’ll Do

Stand the teaching picture up next to you.

Say: **God asked a man named Gideon to do an important job, but God said he would help. Gideon trusted God to help him do his job. We have jobs, too. Mommy has a job. Mommy drives the car.** Show the teaching picture. **Mommy trusts God to help her drive safely. Daddy has a job. Daddy feeds the baby.** Show the teaching picture. **Daddy trusts God to help him care for the baby. I have a job for [toddler’s name].** Show the toddler his or her face in the mirror. **Can you help me pick up these toys and put them in the basket?** Allow the toddler to help. **God helps [toddler’s name] do his [or her] job. [Toddler’s name] can trust God. God helps all of us do our jobs.**

► **WE CAN TRUST GOD.**

God Helps Us With Our Jobs Supplies

mirror
several toys
basket

Teacher Pack

“Family Jobs” teaching
picture

God Helps Us With Our Jobs Easy Prep

Fold the “Family Jobs”
teaching picture on
the line as indicated.
Scatter several toys
on the floor around the
story area, and have
a small mirror and a
basket nearby.



3 WEAVING FAITH INTO LIFE

My Special Baby

What You'll Do ■■■■■■

Hand the basket to a toddler.

Say: **This is one of my special toys. You can play with my baby. My baby is very special to me, and I trust you to take good care of it. We are very special to God, and he takes good care of us. ► WE CAN TRUST GOD.**

Allow each child to take care of the baby, lifting it gently from the basket and cuddling it.

Pillow-Trust Game

What You'll Do ■■■■■■

Lay two pillows on the floor. Call a toddler over to you.

Say: **Let's play a game with these pillows. I'll help you fall on my soft pillows. You can trust me to help you. I will not let you get hurt.**

Encourage the toddler to fall bottom-first onto the pillows as you hold his or her hands.

Say: **You trusted me to take care of you. ► WE CAN TRUST GOD to take care of us always.**

Weaving Faith at Home

Have children take home their "Growing With Jesus" pages. Encourage parents to do the activities with children to help them grow with Jesus. By working together and focusing on the same goals, you and parents can help children weave faith into their lives!

Talk to your Director about emailing the FREE FamilyConnect to all your church's families. Available at group.com/digital.



My Special Baby Supplies

doll
basket
blanket

My Special Baby Easy Prep

Place a baby doll in a basket, and cover it with a light blanket. Use a doll the children have not seen before, preferably one from your own home.

Pillow-Trust Game Supplies

2 pillows

Weaving Faith at Home Supplies

My Bible Snuggles or 1 copy per child of the "Growing With Jesus" page (at the end of the lesson)

Weaving Faith at Home Easy Prep

Remove the Lesson 1 pages from each My Bible Snuggles student book.





Sing and Celebrate Supplies

CD player

Teacher Pack

CD: "God Called Gideon"
(track 2)

2-YEAR-OLD

1 GETTING STARTED




Tip Don't know the melodies to the songs in this guide? Download the 99-cent Kids Songs app by Alkeo and play the tunes for 200+ common children's songs.

Sing and Celebrate


What You'll Do ■■■■■■

Sing "God Called Gideon" (track 2) to the tune of "Hush, Little Baby" anytime during the lesson. During the song, model the motions, and encourage 2-year-olds to join you.

 **God called Gideon for his plan.** (*Touch mouth.*)
But Gideon said, "I'm not the right man." (*Shake head no.*)
God said, "Gideon, trust in me. (*Touch heart.*)
I will help you; you will see." (*Point to sky and then to eyes.*)

God called Gideon for his plan. (*Touch mouth.*)
Gideon knew he was the right man. (*Nod head yes.*)
God said, "Gideon, trust in me." (*Touch heart.*)
Gideon trusted and believed. (*Hold both arms up toward the sky.*)

Sing "Say, Say, Oh Friend" (not on CD) to the tune of "Say, Say, Oh Playmate" anytime during the lesson. Group the children in pairs. Let the children hold hands and wiggle around on the line "Say, say, oh friend." On the word "trust," have each child place a hand over his or her heart. For "God," have the children raise their hands above their heads. On the word "forevermore," have the children hold hands again and jump up and down.

 **Say, say, oh friend,**
Trust God in all you do.
Trust God in work and play.
Trust God in night and day.
Say, say, oh friend,
Trust God to be with you.
Trust God; his word is true forevermore!



2 BIBLE EXPLORATION

Everybody Has a Job

What You'll Do ■■■■■■

Open your Bible to Judges 6 and 7.

Say: **We're going to play a pretending game today. We're going to pretend to do all kinds of jobs. Everyone has a job. God helps people do their jobs. ► WE CAN TRUST GOD to help us do our job.**

Ask:

- **What does your Mommy do?** When you get a response from a child, let all the children stand and pretend to do that job.

Then say: **God helps Mommy** [name the job that was mentioned]. Repeat this sequence using different family members. Then hold up your Bible.

Say: **God gave a man named Gideon a special job. God wanted Gideon to win a big battle with only a few men to help him. Gideon trusted God to help him do his job. God gave Gideon an idea. Gideon told his men to blow trumpets and break jars to make lots of noise to frighten their enemies. Let's pretend we are with Gideon. It's dark, and the enemies are sleeping.** Give each child a foam cup. **When you hear Gideon's trumpet, make a trumpet sound and crunch your cup to make noise.**

Play "Gideon's Trumpet" (track 3) from the CD.

Say: **The people thought a giant army was coming into their camp, and they were so scared that they just gave up! Gideon and his little group of friends won the battle because they trusted God's "noisy" plan. Who else can trust God?** Walk around the group collecting the crushed cups. As you approach each child, say: [Child's name] **can trust God.**

Have the kids sit down and form a circle. Place the "Gideon's Army Surrounds the Midianites" poster in the middle of the circle.

Say: **On this poster is Gideon and his army.** Point out Gideon's army to the kids. **Gideon's army wasn't very big.** Put a small handful of trumpet-shaped snacks in a bowl. **But the bad army, the Midianites, had lots of people.** Pour a large amount of trumpet-shaped snacks into another bowl. **There were lots more bad guys than good guys. It didn't look like Gideon would stand a chance! But God gave Gideon and his army noisy trumpets and fiery torches** (point to the trumpets and torches on the poster), **and they won the battle because they trusted God.** **► WE CAN TRUST GOD, too! Let's pretend these snacks are trumpets and glue the trumpets in the hands of the men.** Give each child a trumpet-shaped chip or cracker, and assist children in gluing the snacks onto the poster.



Everybody Has a Job Supplies

- Bible
- 1 foam cup per child
- CD player
- trumpet-shaped chips or crackers
- 2 bowls
- glue
- Teacher Pack**
- CD: "Gideon's Trumpet" (track 3)
- "Gideon's Army Surrounds the Midianites" poster (from the Big Bible Poster Pack)

! ALLERGY ■ ALERT





Trusting and Jumping Supplies

2 pillows
low step stool

Taking Care of Baby Supplies

My Bible Snuggles or 1 copy per child of the "Taking Care of Baby" page (at the end of the lesson)
1 tissue and 1 adhesive bandage per child
glue sticks

Taking Care of Baby Easy Prep

Remove the Lesson 1 pages from each My Bible Snuggles student book.

Pray: Thank you, God, that we can trust you! In Jesus' name, amen.

3 WEAVING FAITH INTO LIFE

Trusting and Jumping

What You'll Do ■■■■■■

Place two pillows on the floor and a low step stool nearby.

Say: **Let's play a jumping game. I'm going to help you jump off this stool and land on the pillows. I will hold your hand and help you jump. You can trust me not to let you get hurt.**

Let the twos take turns jumping from the stool to the pillows. Hold each child's hand as he or she jumps.

Say: **You trusted me to keep you safe. ► WE CAN TRUST GOD to keep us safe, just as Gideon trusted God in our Bible story.**

Taking Care of Baby

What You'll Do ■■■■■■

Ask:

- **Who do you trust to take care of you when you're hurt?**
- **Who do you trust to take care of you when you're cold?**

Give each child a copy of the handout.

Say: **Let's pretend this baby is cold and has a boo-boo. Our babies trust us to take care of them. Let's give each baby a bandage to help the baby feel better.** Help the twos stick the bandages to their pictures.

You've taken care of your baby's boo-boo. Now we need to get our babies warm. Encourage each child to apply glue under the baby's chin and stick the tissue on like a blanket.

God gave you people to take care of you like you took care of the baby in the picture. God helps us with everything we need. ► WE CAN TRUST GOD.



Weaving Faith at Home

Have children take home their “Growing With Jesus” pages. Encourage parents to do the activities with children to help them grow with Jesus. By working together and focusing on the same goals, you and parents can help children weave faith into their lives!

Talk to your Director about emailing the FREE FamilyConnect to all your church’s families. Available at group.com/digital.



Weaving Faith at Home Supplies

My Bible Snuggles or 1
copy per child of the
“Growing With Jesus”
page (at the end of the
lesson)



HOME
CONNECT®

Growing With Jesus



Little Rituals

Safety, security, and predictability foster trust. To build continuity between home and your church nursery, share some of your family's loving routines with the church workers. Some of your little rituals may be used to comfort your child during his or her nursery stay.

Your child learned we can trust God (from Judges 6 and 7). Your child participated in one of the following activities today. You can use these activities with your child to help your child grow with Jesus throughout the week.

INFANT

God Is With Me

Place your baby on his or her back in front of you.

Say: **God is with your eyes.** *(Cover baby's eyes with his or her hands; remove hands quickly and say, "Peekaboo!")*

God is with your hands. *(Clap baby's hands together in front of him or her.)*

God is with your ears; you can hear the Lord's commands. *(Whisper into baby's ear, "Trust God.")*

God is with your legs. *(Move baby's legs up and down as if marching.)*

God is with you, baby, from your head down to your toes! *(Touch baby's hair; then slide your hand down to baby's toes.)*

TODDLER

Pillow-Trust Game

Lay two pillows on the floor. Call your toddler over to you.

Say: **Let's play a game with these pillows. I'll help you fall on my soft pillows. You can trust me to help you. I will not let you get hurt.**

Encourage your toddler to fall bottom-first onto the pillows as you hold his or her hands.

Say: **You trusted me to take care of you. We can trust God to take care of us always.**

2-YEAR-OLD

Taking Care of Baby

Hand your child a baby doll.

Say: **Let's pretend this baby is cold and has a boo-boo. Baby trusts us to take care of it. Let's give baby a bandage to help baby feel better.** Help your child stick the bandage to the doll.

You've taken care of your baby's boo-boo. Now we need to get baby warm. Encourage your child to wrap a blanket around the doll.

God gave you people to take care of you like you took care of baby. God helps us with everything we need. We can trust God.



Use these ideas to help your child become a FaithWeaver:


- Help your child jump into your arms from a low step stool or from a bed. Remind your child that he or she can trust you to catch him or her, just as we can trust God to help us.
- Say this simply rhyming prayer with your child: "Help me, God, to trust in you in everything I say and do."

OK
TO COPY





Taking Care of Baby



**OK
TO COPY**

Illustrated by Nancy Munger.



