




Paul's Jailer Believes in Jesus

Acts 16:16-34

Cognitively, a child develops belief as he or she develops the ability to describe attributes of God. Morally, a child develops belief as he or she is able to value God's role in his or her life. Spiritually, belief grows as a child experiences the presence of God through loving caregivers. Ethically, belief grows as children recognize and implement God's directives into their behavior. You are like a terrace gardener, sowing seeds at every level as you teach babies about God.

INFANT

LESSON	WHAT CHILDREN DO	SUPPLIES	EASY PREP
1 Getting Started	Sing and Celebrate Listen to praise songs.	CD player Teacher Pack: CD	
2 Bible Exploration	Jesus Saves the Jailer Hear how Paul and Silas' jailer was saved.	Teacher Pack: "Paul and Silas in Jail" teaching picture 	
3 Weaving Faith Into Life	The Doors Flew Open! Use their arms and hands to act out the story.		
	Let Jesus Come In Watch a finger play that retells the Bible story.		
	Weaving Faith at Home Take home their "Growing With Jesus" pages.	My Bible Snuggles or 1 copy per child of the "Growing With Jesus" page (at the end of the lesson)	Remove the Lesson 11 pages from each My Bible Snuggles student book.

Bold text within the lesson is spoken text.



► Bible Point

Jesus saves us.

Key Verse

"Believe in the Lord Jesus, and you will be saved" (Acts 16:31).


Weaving Faith Into Life

Children will begin to learn that Jesus saves us from our sins when we believe in him.





TODDLER

LESSON	WHAT CHILDREN DO	SUPPLIES	EASY PREP
1 Getting Started	Sing and Celebrate Sing or listen to praise songs.	CD player Teacher Pack: CD	
2 Bible Exploration	Paul's Jailer Believes Pull off the "jail doors" as they hear the Bible story.	Bible, self-adhesive notes Teacher Pack: "Paul and Silas in Jail" teaching picture 	Prepare the "Paul and Silas in Jail" teaching picture by covering Paul and Silas with four self-adhesive notes, attaching the notes vertically to look like doors.
3 Weaving Faith Into Life	Quake and Shake Experience a "jailhouse quake."	large cardboard box, cutting blade	Choose a cardboard box large enough for a toddler to sit in. Use a cutting blade to cut along the corners of one side, leaving the bottom intact, so that the side opens up.
	One Man in Jail Do a finger play about the other prisoners in jail with Paul and Silas.		
	Weaving Faith at Home Take home their "Growing With Jesus" pages.	My Bible Snuggles or 1 copy per child of the "Growing With Jesus" page (at the end of the lesson)	Remove the Lesson 11 pages from each My Bible Snuggles student book.


Bold text within the lesson is spoken text.





2-YEAR-OLD



LESSON	WHAT CHILDREN DO	SUPPLIES	EASY PREP
1 Getting Started	Sing and Celebrate Sing or listen to praise songs.	CD player Teacher Pack: CD	
2 Bible Exploration	Paul and Silas in Jail Act out the story of Paul and Silas in jail.	Bible, self-adhesive notes Teacher Pack: “Paul and Silas in Jail” teaching picture 	Prepare the “Paul and Silas in Jail” teaching picture by covering Paul and Silas with four self-adhesive notes, attaching the notes vertically to look like doors.
3 Weaving Faith Into Life	A Jailer Believes Make a “shaky” reminder of the Bible story.	My Bible Snuggles or 1 copy per child of the “Paul, Silas, and the Jailer” page (at the end of the lesson), crayons	
	“Thank You, Jesus, for Saving Me” Prayer Express thanks to Jesus while singing a prayer-song.		
	Weaving Faith at Home Take home their “Growing With Jesus” pages.	My Bible Snuggles or 1 copy per child of the “Growing With Jesus” page (at the end of the lesson)	Remove the Lesson 11 pages from each My Bible Snuggles student book.

Bold text within the lesson is spoken text.



Paul's Jailer Believes in Jesus

Acts 16:16-34



BIBLE BACKGROUND
FOR LEADERS

Paul Casts a Demon Out of a Girl and Ends Up in Jail

When Paul cast the demon out of the girl, she lost her ability to tell fortunes. Therefore, her owners saw Paul's actions as an attack on their property. They saw Paul and his companions as Jews propagating outlandish beliefs. On the basis of the owners' accusations, Paul and Silas were flogged and put in jail.

This time when God freed his servants from jail, he essentially freed everyone in the jail. Why didn't everyone flee? Perhaps they stayed because of the impression Paul and Silas had on them when they were singing hymns at midnight in spite of their chains!

The Romans dealt severely with jailers who were unable to deliver their prisoners at the appointed time. Assuming that all the prisoners had escaped as a result of the earthquake opening the gates, the jailer thought he would die at the hands of his superiors. Taking his own life seemed a better choice at that point. Only a shout from Paul stopped him. When the jailer realized that all the prisoners were still there, he was ready to accept Paul's message. And Paul's message was clear: "Believe in the Lord Jesus, and you will be saved."

The Jailer Takes Paul and Silas to His Home

It was not against any rule for the jailer to take Paul and Silas to his own home. The jailer was commissioned only to produce the prisoners when they were called for. After what had happened that night, he probably didn't fear that they would try to escape. Instead, he took care of their wounds from the flogging, gave them some good food, and rejoiced in the salvation he had received. Paul and Silas undoubtedly realized that the flogging and imprisonment they had endured were worth the joy that salvation had brought to the Philippian jailer!

The Jesus Connection

Paul and Silas were the real deal. Their actions matched their message. Your genuine relationship with Jesus is capturing the attention of others around you.

Have you believed in Jesus? How committed are you to living out his gift of salvation? Pray about what it means to you that Jesus saved you. You can write your prayer here.





INFANT

1

**GETTING
STARTED**

Sing and Celebrate

What You'll Do ■■■■■■

Sing "Believe in Jesus" (track 17) to the tune of "Oh Where, Oh Where Has My Little Dog Gone?" to the babies anytime during the lesson. Sing as you rock, feed, or play with the infants. Sing as a lullaby to calm a fussy baby.

Believe in Jesus, and you will be saved.

The Bible tells us it's true.

Believe in Jesus, and you will be saved.

That's what God wants you to do.

(Repeat.)

Sing "Jesus Saves" (not on CD) to the tune of "The Muffin Man" to the babies anytime during the lesson. Sing as you rock, feed, or play with the infants.

**Oh, do you know that Jesus saves,
That Jesus saves, that Jesus saves?
Oh, do you know that Jesus saves
All who believe in him?**

2

**BIBLE
EXPLORATION**

Jesus Saves the Jailer

What You'll Do ■■■■■■

Hold a baby on your lap, and hold the teaching picture in your hands.

Say: **Paul and Silas told others about Jesus. That made some people mad. Paul and Silas were put in prison. But God wanted them to keep telling people about Jesus, so God shook the jail and opened the doors.** Gently shift your legs to simulate the earthquake. Bounce your knees as you say this fun rhyme.

"No!" said the jailer, "Don't run away!

I believe in your God this day."

Then Jesus saved the jailer. *(Stop the "earthquake," and hug the baby.)*



**Sing and Celebrate
Supplies**

CD player

Teacher Pack

CD: "Believe in Jesus"
(track 17)

**Jesus Saves the Jailer
Supplies**

"Paul and Silas in Jail"
teaching picture





Jesus saved his wife. *(Hug baby.)*
 Jesus saved their children, *(hug baby)*
 And he gave them all new life.

3 WEAVING FAITH INTO LIFE

The Doors Flew Open!

What You'll Do ■■■■■■

Hold an infant on your lap, and do this action rhyme.

Paul and Silas were locked in a room. *(Cross the baby's wrists.)*
All of a sudden, they heard a big boom! *(Put baby's hands over his or her ears.)*
The doors flew open, and the chains were unlocked. *(Open baby's arms wide.)*
The jailer grabbed his sword, but Paul said, "Stop!" *(Hold up one of baby's hands.)*
"How can I be saved?" the jailer asked Paul. *(Hold both of baby's hands out to baby's side as if shrugging.)*
"You must believe in Jesus, that is all." *(Hold one of baby's hands up, and point up with one of your fingers.)*

Let Jesus Come In

What You'll Do ■■■■■■

Sit on the floor near an infant, and do this finger play.

This is the jail where Paul was kept. *(Link fingertips, and then close hands around them, like in the finger play "Here Is the Church.")*
The men were awake, but the jailer slept. *(Turn hands over and wiggle fingers; then lean head over and close eyes for "the jailer slept.")*
When the earthquake came, the building did shake. *(Keep fingers linked together, and shake clasped hands back and forth.)*
The doors came open, and the jailer did awake. *(Unlink fingertips, move hands apart, and open eyes wide on "awake.")*
"Save me, too," said the jailer just then. *(Link fingertips again, and close hands around fingers; then hold up one finger and wiggle it for "jailer.")*
"Open your heart, and let Jesus come in." *(Turn hands over, unlink fingers, and fold hands in prayer.)*

Weaving Faith at Home

Have children take home their “Growing With Jesus” pages. Encourage parents to do the activities with children to help them grow with Jesus. By working together and focusing on the same goals, you and parents can help children weave faith into their lives!

Talk to your Director about emailing the FREE FamilyConnect to all your church’s families. Available at group.com/digital.


TODDLER

1 GETTING STARTED

Sing and Celebrate

What You’ll Do

Sing “Believe in Jesus” (track 17) to the tune of “Oh Where, Oh Where Has My Little Dog Gone?” anytime during the lesson. As you sing, kneel on the floor facing a standing toddler. Hold both of his or her hands, and swing your arms side to side in time to the music.

 **Believe in Jesus, and you will be saved.**


The Bible tells us it’s true.

Believe in Jesus, and you will be saved.

That’s what God wants you to do.

(Repeat.)

Sing “Jesus Saves” (not on CD) to the tune of “The Muffin Man” anytime during the lesson.

 **Oh, do you know that Jesus saves,
That Jesus saves, that Jesus saves?
Oh, do you know that Jesus saves
All who believe in him?**



Weaving Faith at Home Supplies

My Bible Snuggles or 1 copy per child of the “Growing With Jesus” page (at the end of the lesson)

Weaving Faith at Home Easy Prep

Remove the Lesson 11 pages from each My Bible Snuggles student book.

Sing and Celebrate Supplies

CD player

Teacher Pack

CD: “Believe in Jesus” (track 17)





Paul's Jailer Believes Supplies

Bible
self-adhesive notes
Teacher Pack
"Paul and Silas in Jail"
teaching picture

Paul's Jailer Believes Easy Prep

Prepare the "Paul and Silas in Jail" teaching picture by covering Paul and Silas with four self-adhesive notes, attaching the notes vertically to look like doors.

Quake and Shake Supplies

large cardboard box
cutting blade

Quake and Shake Easy Prep

Choose a cardboard box large enough for a toddler to sit in. Use a cutting blade to cut along the corners of one side, leaving the bottom intact, so that the side opens up.

2 BIBLE EXPLORATION

Paul's Jailer Believes

What You'll Do ■■■■■■

Show a few toddlers your Bible, opened to Acts 16. Put the Bible and the teaching picture next to you.

Say: **Our Bible tells us about a man named Paul and a man named Silas. These men told others about Jesus. That made some people mad. Some of the people put Paul and Silas in jail. One night while Paul and Silas were singing and praying, God sent an earthquake to shake the jail.** Shake the teaching picture back and forth.

The earthquake made the doors of the jail come open. Let toddlers pull off the self-adhesive notes. **The jailer was frightened, but Paul told him the prisoners were still there. The jailer asked Paul how he could be saved. "Believe in Jesus," Paul told him. The jailer and his whole family believed in Jesus. Jesus saved the jailer and his family. ► JESUS SAVES US, too.**

3 WEAVING FAITH INTO LIFE

Quake and Shake

What You'll Do ■■■■■■

Invite a child to pretend to be Paul or Silas. Lower the side of the box you prepared, and allow the child to climb inside and be seated. Close the side of the box, and say the following rhyme.

**Paul and Silas, locked in chains,
Prayed to God, and an earthquake came!** (*Shake the box very gently at first to make sure the child thinks it's fun. Stop shaking the box and continue the rhyme.*)
**Jesus saved Silas, Jesus saved Paul,
And Jesus saved the guard who watched over all.
Jesus saves all who believe.**





One Man in Jail

What You'll Do

Enjoy this finger play with your toddlers. Hold up the correct number of fingers for each line.

One man in jail heard Paul sing and pray.
He learned about Jesus on that special day.
Two men in jail heard Paul sing and pray.
They learned that Jesus was the only way.
Three men in jail heard Paul sing and pray.
They learned about Jesus and said, "Hooray!"

Weaving Faith at Home

Have children take home their "Growing With Jesus" pages. Encourage parents to do the activities with children to help them grow with Jesus. By working together and focusing on the same goals, you and parents can help children weave faith into their lives!

Talk to your Director about emailing the FREE FamilyConnect to all your church's families. Available at group.com/digital.


2-YEAR-OLD

1 GETTING STARTED

Sing and Celebrate

What You'll Do

Sing "Believe in Jesus" (track 17) to the tune of "Oh Where, Oh Where Has My Little Dog Gone?" anytime during the lesson. Gather a group of 2-year-olds to sing. Have the children form a train by putting their hands on the shoulders of the children in front of them and then walking around as they hear the music.

 **Believe in Jesus, and you will be saved.**
The Bible tells us it's true.
Believe in Jesus, and you will be saved.
That's what God wants you to do.
(Repeat.)



Weaving Faith at Home Supplies

My Bible Snuggles or 1 copy per child of the "Growing With Jesus" page (at the end of the lesson)

Weaving Faith at Home Easy Prep

Remove the Lesson 11 pages from each My Bible Snuggles student book.

Sing and Celebrate Supplies

CD player
Teacher Pack
CD: "Believe in Jesus" (track 17)






Paul and Silas in Jail Supplies

Bible
self-adhesive notes
Teacher Pack
“Paul and Silas in Jail”
teaching picture

Paul and Silas in Jail Easy Prep

Prepare the “Paul and Silas in Jail” teaching picture by covering Paul and Silas with four self-adhesive notes, attaching the notes vertically to look like doors.

Sing “Jesus Saves” (not on CD) to the tune of “The Muffin Man” anytime during the lesson.

 Oh, do you know that Jesus saves,
That Jesus saves, that Jesus saves?
Oh, do you know that Jesus saves,
All who believe in him?

2 BIBLE EXPLORATION

Paul and Silas in Jail

What You'll Do

Gather the 2-year-olds together. Open your Bible to Acts 16.

Say: **The Bible tells us about a man named Paul and a man named Silas. I need you to help me tell the story of Paul and Silas. I'll tell you what I need you to do during the story. Paul and Silas loved Jesus. Show me what your face looks like when you love someone.** Encourage the children to smile and look happy. **Paul and Silas told other people about Jesus. Look at your neighbor and say, “Jesus loves you.”** Pause until each child has responded. **Some people didn't want to hear about Jesus. Can you put your hands over your ears and pretend to be those people?** Pause for children to cover their ears.

Some of the people got so mad that they had Paul and Silas put in jail. Can you show me a really mad face? Observe each child's mad face. **Paul and Silas had chains put on their feet, and the doors were closed tight. Help me slam the doors.** Have children open their arms wide and give a loud, exaggerated clap.

One night Paul and Silas were singing and praying to God. Let's sing with them. Sing “la, la, la, la” in a singsong voice with the children. **And let's pray with them.** Have the children fold their hands and bow their heads.

All of a sudden, a mighty earthquake came. God sent an earthquake to shake the jail. Show children how to shake, rock back and forth, and bounce up and down. **The doors flew open.** Put your hands together in front of you, and then throw them open wide. Have the children do the same. **And the chains came off.**

The guard was really afraid! He thought the prisoners had escaped. He would be in big trouble! Show me a scared look. Look at children's scared faces. **But Paul said to the jailer, “Do not be afraid. We are all still here.” The jailer asked Paul how he could be saved, too. Paul told him he must believe in Jesus. Jesus saved the jailer and the jailer's family. ► JESUS SAVES US, too.**



Show the twos the teaching picture.

Ask:

- **What happened when the earthquake came?** Let children take turns “opening the doors” by removing the self-adhesive notes.



3 WEAVING FAITH INTO LIFE

A Jailer Believes

What You'll Do ■■■■■■


Give each child a “Paul, Silas, and the Jailer” page. Have the children color the figures on the page. Working with one child at a time, have the child shake the picture to indicate the earthquake as you say the following verse.

**An earthquake came, and who believed?
The cranky old guard, and he was saved!
Jesus saved the guard that day because he believed.
Jesus wants us all to believe and be saved.**

“Thank You, Jesus, for Saving Me” Prayer

What You'll Do ■■■■■■

Direct your 2-year-olds to sit near you. Help them learn this prayer-song to the tune of “My Bonnie Lies Over the Ocean” (not on CD).

 **Oh, thank you for saving me, Jesus.
Oh, thank you for saving me, Lord.
Oh, thank you for saving me, Jesus.
Like you saved the guard in your Word.**

**Thank you, oh, thank you,
Oh, thank you for saving me, me, me.
Thank you, oh, thank you,
Oh, thank you for saving me.**

A Jailer Believes Supplies

My Bible Snuggles or 1
copy per child of the
“Paul, Silas, and the
Jailer” page (at the
end of the lesson)
crayons





Weaving Faith at Home Supplies

My Bible Snuggles or 1
copy per child of the
“Growing With Jesus”
page (at the end of the
lesson)

Weaving Faith at Home Easy Prep

Remove the Lesson
11 pages from each
My Bible Snuggles
student book.

Weaving Faith at Home

Have children take home their “Growing With Jesus” pages. Encourage parents to do the activities with children to help them grow with Jesus. By working together and focusing on the same goals, you and parents can help children weave faith into their lives!

Talk to your Director about emailing the FREE FamilyConnect to all your church’s families. Available at group.com/digital.



Growing With Jesus



Your child learned Jesus saves us (from Acts 16:16-34). Your child participated in one of the following activities today. You can use these activities with your child to help your child grow with Jesus throughout the week.

INFANT

The Doors Flew Open!

Hold your infant on your lap for this action rhyme.

Paul and Silas were locked in a room. (*Cross your baby's wrists.*)

All of a sudden, they heard a big boom! (*Put baby's hands over ears.*)

The doors flew open, and the chains were unlocked. (*Open baby's arms wide.*)

The jailer grabbed his sword, but Paul said, "Stop!" (*Hold up one of baby's hands.*)

"How can I be saved?" the jailer asked Paul. (*Hold both of baby's hands out as if shrugging.*)

"You must believe in Jesus, that is all." (*Hold baby's hand up, and point up with one of your fingers.*)



Use these ideas to help your child become a FaithWeaver:

- Sing this song to the tune of "The Muffin Man": **Oh, do you know that Jesus saves, that Jesus saves, that Jesus saves? Oh, do you know that Jesus saves all who believe in him?**
- Have fun creating an earthquake on your lap as you sit together. Pray for your child to believe in God and never be shaken.

TODDLER

One Man in Jail

Enjoy this finger play with your toddler. Hold up the correct number of fingers for each line.

One man in jail heard Paul sing and pray. He learned about Jesus on that special day.

Two men in jail heard Paul sing and pray. They learned that Jesus was the only way.

Three men in jail heard Paul sing and pray. They learned about Jesus and said, "Hooray!"

2-YEAR-OLD

"Thank You, Jesus, for Saving Me" Prayer

Have your 2-year-old sit near you as you sing together this prayer-song to the tune of "My Bonnie Lies Over the Ocean."

Oh, thank you for saving me, Jesus.

Oh, thank you for saving me, Lord.

Oh, thank you for saving me, Jesus.

Like you saved the guard in your Word.

Thank you, oh, thank you,

Oh, thank you for saving me, me, me.

Thank you, oh, thank you,

Oh, thank you for saving me.



Building Belief

Cognitively, children develop belief as they develop the ability to describe attributes of God. Morally, children develop belief as they are able to value God's role in their lives. Spiritually, belief grows as children experience the presence of God through loving caregivers. Ethically, belief grows as children recognize and implement God's directives for their behavior. As a parent you are like a terrace gardener, sowing seeds at every level as you teach your child about God.

OK TO COPY



Paul, Silas, and the Jailer



**OK
TO COPY**

Illustrated by Nancy Munger.

