




Saul Meets Jesus Near Damascus Acts 9:1-20

Change brings stimulation and challenge, but it can also be threatening for young children who thrive on predictability. What seems old and tired to you may still be a source of joy and learning to your children. Incorporate changes slowly into your program, being sure to provide many predictable “old favorites” that are familiar to children.

INFANT

LESSON	WHAT CHILDREN DO	SUPPLIES	EASY PREP
1 Getting Started	Sing and Celebrate Listen to praise songs.	CD player Teacher Pack: CD	
2 Bible Exploration	Here Is a Man Named Saul Hear a rhyme about Saul.	flashlight Teacher Pack: Saul figure (from the teaching picture set) 	Prop the Saul figure against a wall or flannel board. Have a flashlight on hand.
3 Weaving Faith Into Life	A Bright Light Observe the light from a flashlight.	flashlight	
	Different on the Outside See changes in their appearance.	hats, child-friendly hand-held mirror	
	Weaving Faith at Home Take home their “Growing With Jesus” pages.	My Bible Snuggles or 1 copy per child of the “Growing With Jesus” page (at the end of the lesson)	Remove the Lesson 7 pages from each My Bible Snuggles student book.

Bold text within the lesson is spoken text.



► Bible Point

Jesus changes our lives.

Key Verse

“The prayer of a righteous man is powerful and effective” (James 5:16).


Weaving Faith Into Life

Children will begin to learn that when Jesus comes into our lives, we change.





TODDLER

LESSON	WHAT CHILDREN DO	SUPPLIES	EASY PREP
1 Getting Started	Sing and Celebrate Listen to or sing praise songs.	CD player Teacher Pack: CD	
2 Bible Exploration	Jesus Appears to Saul Hear the story of Saul and Jesus.	Bible, flashlight Teacher Pack: Saul figure (from teaching picture set) 	Prop the Saul figure against a wall or flannel board. Have a flashlight on hand.
3 Weaving Faith Into Life	Smiling Saul Use a fruity smile to tell how Jesus changed Saul.	My Bible Snuggles or 1 copy per child of the "Smiling Saul" page (at the end of the lesson), apples, knife	Remove the Lesson 7 pages from each My Bible Snuggles student book. Just before the activity, cut an apple slice for each child.
	There Once Was a Man Named Saul Do an action rhyme about the Bible story.		
	Weaving Faith at Home Take home their "Growing With Jesus" pages.	My Bible Snuggles or 1 copy per child of the "Growing With Jesus" page (at the end of the lesson)	


Bold text within the lesson is spoken text.





2-YEAR-OLD



LESSON	WHAT CHILDREN DO	SUPPLIES	EASY PREP
1 Getting Started	Sing and Celebrate Sing or listen to praise songs.	Bible, CD player Teacher Pack: CD	
2 Bible Exploration	Jesus Changes Saul Hear the story of how Jesus changed Saul.	Bible, flashlight, tape, shiny stickers (such as foil stars) Teacher Pack: Saul figure (from teaching picture set), "Saul Meets Jesus" poster (from the Big Bible Poster Pack) 	Prop the Saul figure against a wall or flannel board. Have a flashlight and shiny stickers ready.
3 Weaving Faith Into Life	Saul Flashlight Tag Play a game to rejoice in Saul's change.	flashlight	
	Jesus Changes Our Lives Sing a song about how Jesus changes us.		
	Weaving Faith at Home Take home their "Growing With Jesus" pages.	My Bible Snuggles or 1 copy per child of the "Growing With Jesus" page (at the end of the lesson)	Remove the Lesson 7 pages from each My Bible Snuggles student book.

Bold text within the lesson is spoken text.





INFANT

1

**GETTING
STARTED**

Sing and Celebrate

What You'll Do

Sing "His Great Love" (Romans 5:8) (track 7) to the babies anytime during the lesson. Sing as you rock, feed, or play with the infants.



God loves us.

**God sent his Son to die for us
Because of his great love.**
(Repeat.)

**His great love,
God showed his great big love
By sending Christ to die for us
While we were still sinners.**
(Repeat.)

(Repeat from the beginning.)

His great love, his great love, his great love.

"His Great Love" (Romans 5:8) by Ben Glover. © 2005 Group Publishing, Inc. All rights reserved.

Sing "Jesus Makes Us New" (not on CD) to the tune of "I've Been Working on the Railroad" to the babies anytime during the lesson. Sing as you rock, feed, or play with the infants. Sing with an infant on your lap to help baby make the movements noted in the parentheses.



Jesus makes us new and changes us *(hold both hands out in front of you and raise one at a time, alternating hands to the rhythm of the words)*

Every single day. *(Clap hands to the rhythm.)*

Jesus makes us new and changes us *(hold both hands out in front of you and raise one at a time, alternating hands to the rhythm of the words)*

All along the way. *(Clap hands to the rhythm.)*

Every day's a new adventure *(sway side to side)*

When we follow him. *(March in place.)*

Every day's a new adventure *(sway side to side)*

When we follow him. *(March in place.)*

Jesus makes us new, Jesus makes us new, *(pat knees)*

Jesus makes our lives brand new! *(Jump into the air on "brand new.")*



Sing and Celebrate Supplies

CD player

Teacher Pack

CD: "His Great Love"
(Romans 5:8) (track 7)





Here Is a Man Named Saul Supplies

flashlight

Teacher Pack

Saul figure (from the teaching picture set)

Here Is a Man Named Saul Easy Prep

Prop the Saul figure against a wall or flannel board. Have a flashlight on hand.

A Bright Light Supplies

flashlight

Different on the Outside Supplies

hats
child-friendly hand-held mirror

Jesus makes us new, Jesus makes us new, (pat knees)
Jesus makes our lives brand new! (Jump into the air on "brand new.")

2 BIBLE EXPLORATION

Here Is a Man Named Saul

What You'll Do ■■■■■■

Sit on the floor next to an infant. Say the following rhyme, shining the flashlight on Saul when you say the third line.

**Here is a man named Saul.
He's not a nice man at all.
Jesus came into his life
And changed him from bad to nice.**

3 WEAVING FAITH INTO LIFE

A Bright Light

What You'll Do ■■■■■■

Seat baby on the floor near you. Turn on a flashlight. Shine the light on the baby's hands, arms, legs, shoes, and so on. Shine the light on the floor near the baby and around the classroom. Encourage the baby to be aware of the light as you say the following.

Say: **Look at the light! Jesus came to Saul like a very bright light! Saul could see the bright light. He knew it was Jesus. Jesus changed Saul's life. ► JESUS CHANGES OUR LIVES, too.**

Different on the Outside

What You'll Do ■■■■■■

Help baby look into the mirror.

As you place a hat on the baby, say: **Change!** Do this with each hat. **Look at all the outside changes! I changed you on the outside. Jesus changes us on the inside.** Give the baby a hug.



Weaving Faith at Home

Have children take home their “Growing With Jesus” pages. Encourage parents to do the activities with children to help them grow with Jesus. By working together and focusing on the same goals, you and parents can help children weave faith into their lives!

Talk to your Director about emailing the FREE FamilyConnect to all your church’s families. Available at group.com/digital.

TODDLER

1 GETTING STARTED

Sing and Celebrate

What You’ll Do ■■■■■■

Sing “His Great Love” (Romans 5:8) (track 7) anytime during the lesson.

God loves us.

God sent his Son to die for us
Because of his great love.
(Repeat.)

His great love,
God showed his great big love
By sending Christ to die for us
While we were still sinners.
(Repeat.)

(Repeat from the beginning.)

His great love, his great love, his great love.

“His Great Love” (Romans 5:8) by Ben Glover. © 2005 Group Publishing, Inc. All rights reserved.

Sing “Jesus Makes Us New” (not on CD) to the tune of “I’ve Been Working on the Railroad” anytime during the lesson. Sing to a toddler, clapping to the rhythm of the verse. Then for the chorus, do the movements in the parentheses. Encourage toddlers to imitate you as you pat your knees and jump while singing.



Weaving Faith at Home Supplies

My Bible Snuggles or 1 copy per child of the “Growing With Jesus” page (at the end of the lesson)

Weaving Faith at Home Easy Prep


Remove the Lesson 7 pages from each My Bible Snuggles student book.

Sing and Celebrate Supplies

CD player
Teacher Pack
CD: “His Great Love” (Romans 5:8) (track 7)





 **Jesus makes us new and changes us** (*hold both hands out in front of you and raise one at a time, alternating hands to the rhythm of the words*)

Every single day. (*Clap hands to the rhythm.*)

Jesus makes us new and changes us (*hold both hands out in front of you and raise one at a time, alternating hands to the rhythm of the words*)

All along the way. (*Clap hands to the rhythm.*)

Every day's a new adventure (*sway side to side*)

When we follow him. (*March in place.*)

Every day's a new adventure (*sway side to side*)

When we follow him. (*March in place.*)

Jesus makes us new, Jesus makes us new, (*pat knees*)

Jesus makes our lives brand new! (*Jump into the air on "brand new."*)

Jesus makes us new, Jesus makes us new, (*pat knees*)

Jesus makes our lives brand new! (*Jump into the air on "brand new."*)

2

BIBLE EXPLORATION

Jesus Appears to Saul

Jesus Appears to Saul Supplies

Bible
flashlight

Teacher Pack

Saul figure (from
teaching picture set)

Jesus Appears to Saul Easy Prep

Prop the Saul figure
against a wall or flannel
board. Have a flashlight
on hand.

What You'll Do

Gather a few toddlers on the floor next to the picture, and open your Bible to Acts 9.

Say: **The Bible tells us that there was once a man named Saul who was not a nice person. He was mean to people who believed in Jesus.** Hold your hands up near your face like bear claws and bare your teeth to look mean each time you say "Saul." **Saul did not believe Jesus was God's Son, and Saul didn't want others to believe in Jesus, either.**

Saul and some men were traveling on a road. All of a sudden, a very bright light shone around the men. Turn on the flashlight, hand it to a toddler, and let him or her shine it on the picture of Saul. Let each child have a turn.

The light was so bright! Hold your hands up beside your face, fingers splayed to indicate the bright light. **Saul couldn't see. Put your hands over your eyes. Oh! It's dark when you can't see.** Put your hands over your eyes, and encourage the toddlers to mimic you. Continue making the "mean" face as you say "Saul."

Jesus talked to Saul. Jesus changed Saul's life. No more mean Saul. Now he's kind Saul. Smile at the children. ► **JESUS CHANGES OUR LIVES!**

Use each child's name to personalize the following. Say: **You'll be kind,** [child's name]. Smile at the child. ► **JESUS CHANGES OUR LIVES.**



3 WEAVING FAITH INTO LIFE

Smiling Saul

What You'll Do

Work with one toddler at a time. Hold an apple slice in front of your mouth, right side up. Say: **Happy!** Turn the apple slice upside down. **Sad!** Repeat this several times, and then place the apple slice in front of the toddler's mouth.

Say: **Before Saul met Jesus, he was mean and sad.** Hold the apple slice in place on the "Smiling Saul" handout. **When Saul met Jesus, Jesus made him happy!** Reposition the apple. **Jesus changes people. He makes sad people happy and mean people nice.** Let the toddler hold the apple and position it as you say: **Show me sad. Poor Saul! Show me happy. Yay, Jesus! Show me mean. Sad Saul. Show me kind. Happy Saul! Yay, Jesus.** ► **JESUS CHANGES OUR LIVES.** Let the toddler eat the apple slice.

There Once Was a Man Named Saul

What You'll Do

Teach the children this action rhyme. Do the motions in parentheses, and have the children copy your actions.

There once was a man named Saul (*put hands on hips*)
Who was not a nice man at all. (*Point finger, and shake head back and forth.*)
When God sent a bright light, (*hold hands in front of face*)
Saul lost his sight. (*Cover eyes with hands.*)
But what a great day for Saul! (*Raise hands above head in a cheer.*)
What a great day for Saul! (*Raise hands above head in a cheer.*)
What a great day for Saul! (*Raise hands above head in a cheer.*)
God changed that man, (*stretch arms out at sides*)
Made Saul part of his plan. (*Bring arms to front with a clap.*)
What a great day for Saul! (*Raise hands above head in a cheer.*)

Weaving Faith at Home

Have children take home their "Growing With Jesus" pages. Encourage parents to do the activities with children to help them grow with Jesus. By working together and focusing on the same goals, you and parents can help children weave faith into their lives!

Talk to your Director about emailing the FREE FamilyConnect to all your church's families. Available at group.com/digital.



Smiling Saul Supplies

My Bible Snuggles or 1 copy per child of the "Smiling Saul" page (at the end of the lesson)
apples
knife

ALLERGY ALERT

Smiling Saul Easy Prep

Remove the Lesson 7 pages from each My Bible Snuggles student book. Just before the activity, cut an apple slice for each child.

Weaving Faith at Home Supplies

My Bible Snuggles or 1 copy per child of the "Growing With Jesus" page (at the end of the lesson)





Sing and Celebrate Supplies

CD player

Teacher Pack

CD: "His Great Love"
(Romans 5:8) (track 7)

2-YEAR-OLD

1 GETTING STARTED

Sing and Celebrate

What You'll Do ■■■■■■

Sing "His Great Love" (Romans 5:8) (track 7) anytime during the lesson.

 **God loves us.**

**God sent his Son to die for us
Because of his great love.**

(Repeat.)

**His great love,
God showed his great big love
By sending Christ to die for us
While we were still sinners.**


(Repeat.)

(Repeat from the beginning.)

His great love, his great love, his great love.

"His Great Love" (Romans 5:8) by Ben Glover. © 2005 Group Publishing, Inc. All rights reserved.

Sing "Jesus Makes Us New" (not on CD) to the tune of "I've Been Working on the Railroad" anytime during the lesson. Do the motions in the parentheses. Encourage the children to follow your motions, especially on the chorus.

 **Jesus makes us new and changes us** (*hold both hands out in front of you and raise one at a time, alternating hands to the rhythm of the words*)

Every single day. (*Clap hands to the rhythm.*)

Jesus makes us new and changes us (*hold both hands out in front of you and raise one at a time, alternating hands to the rhythm of the words*)

All along the way. (*Clap hands to the rhythm.*)

Every day's a new adventure (*sway side to side*)

When we follow him. (*March in place.*)

Every day's a new adventure (*sway side to side*)

When we follow him. (*March in place.*)

Jesus makes us new, Jesus makes us new, (*pat knees*)

Jesus makes our lives brand new! (*Jump into the air on "brand new."*)



Jesus makes us new, Jesus makes us new, (*pat knees*)
Jesus makes our lives brand new! (*Jump into the air on "brand new."*)

2 BIBLE EXPLORATION

Jesus Changes Saul

What You'll Do

Gather the 2-year-olds around the teaching picture. Open your Bible to Acts 9.

Say: **In the Bible we read about a man named Saul. Saul was a mean man and did not like people who believed in Jesus. Show me your meanest face.** Show children your mean face, too. **That's how Saul looked when he heard the name of Jesus.**

One day Saul and some friends were walking along the road. All of a sudden, a very bright light flashed all around the men. Choose one of the children to flip the classroom light switch on and off several times. **Show me what you think Saul did when he saw the light.** Give twos time to respond.

Spread out the "Saul Meets Jesus" poster on the floor.


Say: **Let's show how bright that light was by putting shiny stickers on this poster.**

Give each child a few shiny stickers (such as foil stars) to stick over the light shining on Saul in the poster. Then hang the poster on the wall where kids can see it.

Turn on the flashlight, and shine it on the "Saul" teaching picture.

Say: **The light was so bright that Saul couldn't see. Jesus asked, "Why are you hurting people who love me?" Jesus told Saul to go to the city and wait. Saul waited (cross your arms over your chest) and prayed (make praying hands) for three days.** Encourage the children to join you in the movements. **Then Jesus allowed Saul to see again. And Jesus changed Saul's mean face (have the children show their meanest faces) to a kind face (have the children smile). Jesus gave Saul a new life. Now mean Saul is known as Jesus' friend.**

Sing this prayer to the tune of "Mary Had a Little Lamb" (not on CD).

 **Thank you, God, for changing lives,
Changing lives, changing lives!
Thank you, God, for changing lives
Because you love us so! In Jesus' name, amen.**



Jesus Changes Saul Supplies

- Bible
- flashlight
- tape
- shiny stickers (such as foil stars)
- Teacher Pack**
- Saul figure (from teaching picture set)
- "Saul Meets Jesus" poster (from the Big Bible Poster Pack)

Jesus Changes Saul Easy Prep

- Prop the Saul figure against a wall or flannel board. Have a flashlight and shiny stickers ready.





Saul Flashlight Tag Supplies

flashlight

Weaving Faith at Home Supplies

My Bible Snuggles or 1 copy per child of the "Growing With Jesus" page (at the end of the lesson)

Weaving Faith at Home Easy Prep

Remove the Lesson 7 pages from each My Bible Snuggles student book.

3 WEAVING FAITH INTO LIFE

Saul Flashlight Tag

What You'll Do ■■■■■■


Have the twos sit in a circle on the floor. Have the flashlight on hand.

Say: **We're happy that ► JESUS CHANGES OUR LIVES. Let's clap three times to tell him we are happy.** Practice clapping three times with the children, counting aloud. **I'm going to shine the flashlight on someone. When you see that flashlight shine on you, clap three times to say you're happy that ► JESUS CHANGES OUR LIVES.** Play until everyone has had a turn. Use caution to not shine the flashlight into children's eyes.

Jesus Changes Our Lives

What You'll Do ■■■■■■

Sing this song to the tune of "Battle Hymn of the Republic" (not on CD). Form a circle, join hands, and walk around the circle as you sing. Ask the children to suggest other bad things that Jesus can change, and substitute those words for "mean and grouchy."

 **When we're mean and grouchy,
Jesus changes our lives.
When we're mean and grouchy,
Jesus changes our lives.
When we're mean and grouchy,
Jesus changes our lives.
If we ask him to take charge.**

**Jesus changes our lives,
Jesus changes our lives,
Jesus changes our lives,
If we ask him to take charge.**

Weaving Faith at Home

Have children take home their "Growing With Jesus" pages. Encourage parents to do the activities with children to help them grow with Jesus. By working together and focusing on the same goals, you and parents can help children weave faith into their lives!

Talk to your Director about emailing the FREE FamilyConnect to all your church's families. Available at group.com/digital.



Growing With Jesus



Your child learned Jesus changes our lives (from Acts 9:1-20). Your child participated in one of the following activities today. You can use these activities with your child to help your child grow with Jesus throughout the week.

INFANT

Different on the Outside

Gather a hand-held mirror and a variety of hats. Help your baby look into the mirror.

As you place a hat on your baby, say: **Change!** Do this with each hat. **Look at all the outside changes! I changed you on the outside. Jesus changes us on the inside.** Give your baby a hug.

TODDLER

Smiling Saul

Draw a simple face shape on paper, and then face your toddler, holding an apple slice in front of your mouth right side up.

Say: **Happy!** Turn it upside down. **Sad!** Repeat, and then place the apple slice in front of your toddler's mouth.

Before Saul met Jesus, he was sad. Hold the apple slice in place on the face shape. **When Saul met Jesus, Jesus made him happy!** Reposition the apple. **Jesus changes people. He makes sad people happy.** Let your toddler hold the apple and position it as you say: **Show me sad. Poor Saul! Show me happy. Yay, Jesus! Yay, Jesus. Jesus changes lives.** Let your toddler eat the apple slice.

2-YEAR-OLD

Saul Flashlight Tag

Have your 2-year-old sit on the floor opposite you. Have the flashlight on hand.

Say: **We're happy that Jesus changes lives. Let's clap three times to tell him we are happy.** Practice clapping three times with your child, counting aloud. **I'm going to shine the flashlight around the room. When you see that flashlight shine on you, clap three times to say you're happy that Jesus changes lives.**



A New Creation

Every day you notice changes in your child. This period of rapid development gives us a new take on Paul's words, "If anyone is in Christ, he is a new creation" (2 Corinthians 5:17). Let your child teach you about how to change your heart to become a "new creation." This tutoring is one of the greatest benefits of parenthood.



Use these ideas to help your child become a FaithWeaver:

- Look at a family photo album or your child's baby book. Show your child how he or she has changed since birth.
- Play Flashlight Tag at dusk. The person who is "It" tags the other players by shining the flashlight on them. Tagged players freeze. Remind your child that Jesus appeared to Saul as a bright light. Saul stopped walking, dropped to his knees, and listened to Jesus' voice.

OK TO COPY



Smiling Saul



OK
TO COPY
Illustrated by Nancy Munger.

