




Jesus Washes the Disciples' Feet

John 13:1-17

When little ones show attempts to be kind or helpful, it's important to recognize and nurture their efforts. While it's not always convenient to give a child time to help, it is a wise investment. When we cut short a kindness (such as an attempt to share a cookie) or a helpful act (such as trying to wipe up a spill), we unintentionally get in the way of an important part of a child's development. When children's attempts at helpfulness are continually thwarted, they may simply quit trying. Thanks for encouraging them to keep trying instead!

INFANT

LESSON	WHAT CHILDREN DO	SUPPLIES	EASY PREP
1 Getting Started	Sing and Celebrate Listen to praise songs.	CD player Teacher Pack: CD	
2 Bible Exploration	Helping Others Learn how Jesus helped others.	1 baby wipe per child, doll Teacher Pack: "Jesus and Disciples" teaching picture 	Have a baby wipe and a doll at hand.
3 Weaving Faith Into Life	Can You Help Me? Help put a beanbag into a bucket and then remove it.	plastic bucket, small beanbag	
	Help Me Sing a song about helping.		
	Weaving Faith at Home Take home their "Growing With Jesus" pages.	My Bible Snuggles or 1 copy per child of the "Growing With Jesus" page (at the end of the lesson)	Remove the Lesson 3 pages from each My Bible Snuggles student book.

Bold text within the lesson is spoken text.



Bible Point

God wants us to help others.

Key Verse

"Christ died for us" (Romans 5:8).


Weaving Faith Into Life

Children will begin to learn that everyone can help others.





TODDLER


LESSON	WHAT CHILDREN DO	SUPPLIES	EASY PREP
1 Getting Started	Sing and Celebrate Listen to or sing praise songs.	CD player Teacher Pack: CD	
2 Bible Exploration	Washing the Disciples' Feet Hear the story of Jesus' washing the disciples' feet.	Bible, 1 package of baby wipes Teacher Pack: "Jesus and Disciples" teaching picture 	Have a package of baby wipes nearby.
3 Weaving Faith Into Life	Loads of Help Play a game to help load and unload a basket.	2 laundry baskets, socks (at least 1 per child)	Set two laundry baskets 6 feet apart, and then fill one of the baskets with balled-up socks.
	Wash the Feet "Wash" a footprint with colored water.	shallow container of water, food coloring, washcloth, permanent marker, My Bible Snuggles or 1 copy per child of the "Jesus Wants Us to Help Each Other" page (at the end of the lesson)	Remove the Lesson 3 pages from each My Bible Snuggles student book. Gather a permanent marker, a shallow container of water colored with a few drops of food coloring, and a washcloth.
	Weaving Faith at Home Take home their "Growing With Jesus" pages.	My Bible Snuggles or 1 copy per child of the "Growing With Jesus" page (at the end of the lesson)	

Bold text within the lesson is spoken text.



2-YEAR-OLD



LESSON	WHAT CHILDREN DO	SUPPLIES	EASY PREP
<p>1 Getting Started</p>	<p>Sing and Celebrate Listen to or sing praise songs.</p>	<p>CD player Teacher Pack: CD</p>	
<p>2 Bible Exploration</p>	<p>Jesus Wants Us to Help Each Other Discover that Jesus washed the disciples' feet.</p>	<p>Bible, 1 package of baby wipes Teacher Pack: "Jesus and Disciples" teaching picture</p> 	<p>Have a package of baby wipes nearby.</p>
<p>3 Weaving Faith Into Life</p>	<p>Help Our Friends Play a helping game.</p>	<p>yarn, tape</p>	<p>Tape several 4-foot pieces of yarn along the classroom floor.</p>
	<p>Helping Hands Attach symbols to their handouts to show ways we can help others.</p>	<p>1 adhesive bandage per child, glue, cloth, scissors, My Bible Snuggles or 1 copy per child of the "Jesus Wants Us to Help Each Other" page (at the end of the lesson) Teacher Pack: heart stickers, toy stickers</p>	<p>Remove the Lesson 3 pages from each My Bible Snuggles student book.</p>
	<p>Weaving Faith at Home Take home their "Growing With Jesus" pages.</p>	<p>My Bible Snuggles or 1 copy per child of the "Growing With Jesus" page (at the end of the lesson)</p>	

Bold text within the lesson is spoken text.



Jesus Washes the Disciples' Feet

John 13:1-17



BIBLE BACKGROUND
FOR LEADERS

Jesus Offers to Perform a Demeaning Task

It is especially significant that Jesus washed the disciples' feet because none of the disciples was willing to stoop below the others to do this demeaning task. The washing of feet, necessary because people in Jesus' day all wore sandals, was customary before the beginning of any meal and was normally done by a servant as guests entered the house. However, since this was a private meal, there was apparently no servant there. The water, the basin, and the towel were there, and certainly the disciples thought about the fact that no one had washed their feet. But none of them took the initiative to do the washing before the meal. After the food had been set out, Jesus took action. John records all this in detail, likely feeling guilty for not being the one to pick up the towel and basin to serve his brothers and his Lord.

Peter at First Refuses Jesus' Service

Peter's resistance to allowing Jesus to wash his feet revealed that Peter didn't understand what was really happening, part of which was Jesus illustrating the cleansing power of his death. Peter also exhibited pride in his refusal to let Jesus wash his feet. He didn't yet understand that Jesus came to serve, not to be served. Peter's rejection of Jesus' act was based on an understanding of the Messiah that didn't allow for such a humble, servantlike action.

Go and Serve Others

Through his actions and words, Jesus commands us to serve one another as he served his disciples, but not specifically in the washing of feet. To claim to be exempt from such service would be to claim to be greater than Jesus himself. And it would not be enough for the disciples to recognize that they were to

serve one another; they needed to take action if they were to receive the blessing promised in John 13:17.

The Jesus Connection

Jesus' entire mission was one of humility. Imagine a king leaving his posh palace to live as a homeless man, facing abuse and mistreatment. Ridiculous? Absolutely. Why did Jesus do what he did? All for the love of you and me.

Thank Jesus for making a way for you to someday live where he is. Acknowledge that because of him, you don't have to be afraid or ashamed about meeting God. Jesus bent down low to lift you up high. How can you live out your gratitude? Talk to God about that. You can write your prayer here.





INFANT

1

GETTING
STARTED

Sing and Celebrate

What You'll Do ■■■■■■

Sing "God Wants Us to Help Our Friends" (track 6) to the tune of "Pop! Goes the Weasel" to the babies anytime during the lesson. Sing as you rock, feed, or change the infants. As you sing, rock a baby in your arms and then "pop" him or her up on the word "help" in the last line of the song.



God wants us to help our friends.

He wants us to help each other.

This is a way that we can be kind.

Help one another!

(Repeat)

Sing "I Can Be a Helper" (not on CD) to the tune of "Did You Ever See a Lassie?" to the babies anytime during the lesson. Sing as you rock, feed, or change the infants.



I can be a helper, a helper, a helper.

I can be a helper to show our God's love.

I share with my friends.

I put toys away.

Oh, I can be a helper to show our God's love.

2

BIBLE
EXPLORATION

Helping Others

What You'll Do ■■■■■■

Hold a baby on your lap with his or her shoes and socks removed. Brush the baby wipe across baby's foot.

Say: **Wash those little baby toes! Get them all clean and fresh. Look! Someone else knows how to wash feet.** Show the teaching picture. **Jesus washed grown-up feet to show his friends that they were to help each other. Can you help me wash feet?**

Let the baby use the baby wipe to wash the doll's feet. **You are a good helper. Jesus showed his friends how to be helpers, and he wants us to be helpers, too.**



Sing and Celebrate Supplies

CD player

Teacher Pack

CD: "God Wants Us to Help Our Friends" (track 6)

Helping Others Supplies

1 baby wipe per child
doll

Teacher Pack

"Jesus and Disciples" teaching picture

Helping Others Easy Prep

Have a baby wipe and a doll at hand.





Can You Help Me? Supplies

plastic bucket
small beanbag

3 WEAVING FAITH INTO LIFE

Can You Help Me?

What You'll Do ■■■■■■

Set a plastic bucket and a fist-sized beanbag on the floor.

Say: **Can you help me put the beanbag in the bucket?** Give the baby an opportunity to do this. You may have to assist baby. Once the beanbag is in the bucket, ask: **Can you take the beanbag out of the bucket?**


Repeat this game as long as baby is interested. To modify this game for crawlers, you can toss the beanbag away from the bucket and then let the baby crawl after the beanbag and retrieve it.

Say: **Thank you for helping me with the beanbag. You showed me how to be a good helper. Jesus showed his friends how to be helpers, and ► GOD WANTS US TO HELP OTHERS, too.**

Help Me

What You'll Do ■■■■■■

Hold a baby on your lap facing you while you sing the following song (not on CD) to the tune of "Alouette." If the baby can sit unassisted, seat him or her on the floor facing you. As you sing, help the baby to touch his or her nose and toes.

 **Help me, help me, help me touch my nose.
Help me, help me, help me touch my toes.
Help me touch my little nose.
Help me touch my little toes.
Touch my nose, touch my toes. Ah!
Help me, help me, help me touch my nose,
Help me, help me, help me touch my toes!**

Repeat the song by changing the body parts from nose and toes to lips and hips and then eyes and thighs.



Weaving Faith at Home

Have children take home their “Growing With Jesus” pages. Encourage parents to do the activities with children to help them grow with Jesus. By working together and focusing on the same goals, you and parents can help children weave faith into their lives!

Talk to your Director about emailing the FREE FamilyConnect to all your church’s families. Available at group.com/digital.


TODDLER

1 GETTING STARTED


Sing and Celebrate

What You’ll Do ■■■■■■

Sing “God Wants Us to Help Our Friends” (track 6) to the tune of “Pop! Goes the Weasel” anytime during the lesson. Sit on the floor facing a toddler during the song. Rock back and forth as you sing, and shake the toddler’s hand on the last line.

 **God wants us to help our friends.
He wants us to help each other.
This is a way that we can be kind.
Help one another!**
(Repeat.)

Sing “I Can Be a Helper” (not on CD) to the tune of “Did You Ever See a Lassie?” anytime during the lesson. Hold hands with a toddler as you sing. Sway from side to side on the first two lines. As you sing line three, gently pull the toddler toward you. Gently push the toddler away from you as you sing line four. Then sway from side to side again as you sing the last line.

 **I can be a helper, a helper, a helper.
I can be a helper to show our God’s love.
I share with my friends.
I put toys away.
Oh, I can be a helper to show our God’s love.**



Weaving Faith at Home Supplies

My Bible Snuggles or 1 copy per child of the “Growing With Jesus” page (at the end of the lesson)

Weaving Faith at Home Easy Prep

Remove the Lesson 3 pages from each My Bible Snuggles student book.

Sing and Celebrate Supplies

CD player
Teacher Pack
CD: “God Wants Us to Help Our Friends” (track 6)





Washing the Disciples' Feet Supplies

Bible

1 package of baby
wipes

Teacher Pack

"Jesus and Disciples"
teaching picture

Washing the Disciples' Feet Easy Prep

Have a package of baby
wipes nearby.

Loads of Help Supplies

2 laundry baskets
socks (at least 1 per
child)

Loads of Help Easy Prep

Set two laundry baskets
6 feet apart, and then
fill one of the baskets
with balled-up socks.

2 BIBLE EXPLORATION


Washing the Disciples' Feet

What You'll Do ■■■■■■

Show one or two toddlers your Bible, opened to John 13. Hold up the teaching picture.

Say: **Jesus invited his friends to a special dinner. Yum. Before the friends sat down at the table, Jesus got out a bowl of water and a towel, and he washed their feet. He did it like this.** Take a baby wipe, and wipe it across the disciples' feet in the picture.

Can you help me wash the friends' feet like Jesus did? Give a baby wipe to a toddler, and let him or her wash the disciples' feet in the picture. As children wash the feet, sing this song (not on CD) to the tune of "Mulberry Bush."

 **This is the way we wash the feet,
Wash the feet, wash the feet.
This is the way we wash the feet,
Just like Jesus showed us.**

Say: **Thank you for helping to wash the feet. Jesus washed his friends' feet to show them how to be helpers. Jesus wants us to be helpers, too.**

3 WEAVING FAITH INTO LIFE

Loads of Help

What You'll Do ■■■■■■

Gather one or two toddlers in front of the laundry baskets you prepared earlier.

Say: **Can you help move all of these socks from this basket to the other basket?** Let children unload the basket of socks and put the socks into the empty basket. When they have completed the task, give each toddler a hug.

Say: **You were super helpers! ► GOD WANTS US TO HELP OTHERS. Thank you for being a helper like God wants you to be.**

Children may want to repeat this game several times.

Wash the Feet

What You'll Do

Working with one toddler at a time, trace the toddler's shoe onto the handout with the permanent marker (so that the tracing will not be ruined by the water wash).

Say: **Jesus washed his friends' feet to show that he wanted his friends to be helpers. Show me how you can be a helper by washing the foot on your handout.** Give the toddler the washcloth, and instruct him or her to dip it into the colored water and then wipe it across the footprint.

Jesus wants us to be helpers, and you are a terrific helper!

Weaving Faith at Home

Have children take home their "Growing With Jesus" pages. Encourage parents to do the activities with children to help them grow with Jesus. By working together and focusing on the same goals, you and parents can help children weave faith into their lives!

Talk to your Director about emailing the FREE FamilyConnect to all your church's families. Available at group.com/digital.


2-YEAR-OLD

1 GETTING STARTED

Sing and Celebrate

What You'll Do

Sing "God Wants Us to Help Our Friends" (track 6) to the tune of "Pop! Goes the Weasel" anytime during the lesson. As you play the song on the CD, pair up your twos. Let them hold hands with their partners and march and sway as they sing the song.

 **God wants us to help our friends.
He wants us to help each other.
This is a way that we can be kind.
Help one another!**
(Repeat.)

Sing "I Can Be a Helper" (not on CD) to the tune of "Did You Ever See a Lassie?" anytime during the lesson. Do the motions in parentheses as you sing.



Wash the Feet Supplies

- shallow container of water
- food coloring
- washcloth
- permanent marker
- My Bible Snuggles or 1 copy per child of the "Jesus Wants Us to Help Each Other" page (at the end of the lesson)

Wash the Feet Easy Prep

Remove the Lesson 3 pages from each My Bible Snuggles student book. Gather a permanent marker, a shallow container of water colored with a few drops of food coloring, and a washcloth.

Weaving Faith at Home Supplies

My Bible Snuggles or 1 copy per child of the "Growing With Jesus" page (at the end of the lesson)

Sing and Celebrate Supplies

- CD player
- Teacher Pack**
- CD: "God Wants Us to Help Our Friends" (track 6)






Jesus Wants Us to Help Each Other Supplies

Bible
1 package of baby wipes

Teacher Pack
“Jesus and Disciples” teaching picture

Jesus Wants Us to Help Each Other Easy Prep

Have a package of baby wipes nearby.

 **I can be a helper, a helper, a helper.** (Clap each time you sing “helper.”)
I can be a helper to show our God’s love. (Clap when you sing “helper”; then cross arms over chest.)
I share with my friends. (Stretch arms out in front of you.)
I put toys away. (Put hands behind back.)
Oh, I can be a helper to show our God’s love. (Clap when you sing “helper”; then cross arms over chest.)

2 BIBLE EXPLORATION

Jesus Wants Us to Help Each Other

What You’ll Do

Gather the 2-year-olds together. Show children your Bible, opened to John 13. Take off the 2-year-olds’ shoes and socks.

Say: **Stomp your feet if you’ve helped put toys away.** Let the twos respond. **Stomp your feet if you’ve helped by sharing with your friends.** Let the twos respond. **Wow, you are good helpers! Today we are going to hear a story about helping.**

Show the “Jesus and Disciples” teaching picture.


Say: **One night Jesus was having supper with all of his friends. He got a bowl of water and a towel, and can you guess what he did? He washed each of his friends’ feet. Do you know why he did this? Jesus washed his friends’ feet to show that he wanted them to be helpers. He taught them how to help by being a helper himself.**

Ask:


- **Do you want to be helpers like Jesus?** Wait for children to respond.

Say: **We are going to wash each other’s feet just as Jesus washed the feet of his friends.**

Pair up the twos, and then give a baby wipe to each child. As children wash each other’s feet, sing the following song (not on CD) to the tune of “Mulberry Bush.”

 **This is the way we wash our feet,
 Wash our feet, wash our feet.
 This is the way we wash our feet,
 Just as Jesus showed us.**

Say: **Jesus wants us to be like him. Jesus is a helper. He showed us how to be helpers when he washed his friends’ feet. We can be like Jesus when we help each other.**



Ask:

- What are some things you can do to help your friends?




3 WEAVING FAITH INTO LIFE

Help Our Friends

What You'll Do ■■■■■■

Pair up the twos. Sing the following song (not on CD) to the tune of "The Wheels on the Bus" while one child holds the partner's hand and helps him or her walk along the line of yarn.

 I can be a helper to my friend,
To my friend, to my friend.
I can be a helper to my friend,
'Cause Jesus showed us how.

After 2-year-olds have done this once, have partners switch places and do the activity-song again.

Helping Hands

What You'll Do ■■■■■■

Set out the supplies you gathered earlier. Work with one 2-year-old at a time.

Trace the child's hand onto a "Jesus Wants Us to Help Each Other" handout.

Say: ► **GOD WANTS US TO HELP OTHERS.** Give the child an adhesive bandage. Help him or her attach it to the traced hand on the paper. **We can be helpers by taking care of people when they are hurt or sick.** Give the child a cloth square with a dot of glue on it, and have him or her glue the cloth on the hand. **We can be helpers by helping to clean up.** Give the child a heart sticker, and help him or her attach it to the hand. **We can be helpers by giving someone a hug when they are sad.** Give the child a toy sticker, and instruct him or her to attach it to the hand. **We can be helpers by putting away our toys.**

Help Our Friends Supplies

yarn
tape

Help Our Friends Easy Prep

Tape several 4-foot pieces of yarn along the classroom floor.

Helping Hands Supplies

1 adhesive bandage per child
glue
cloth
scissors
My Bible Snuggles or 1 copy per child of the "Jesus Wants Us to Help Each Other" page (at the end of the lesson)
Teacher Pack
heart stickers
toy stickers

Helping Hands Easy Prep

Remove the Lesson 3 pages from each My Bible Snuggles student book.





Weaving Faith at Home Supplies

My Bible Snuggles or 1
copy per child of the
“Growing With Jesus”
page (at the end of the
lesson)

Weaving Faith at Home

Have children take home their “Growing With Jesus” pages. Encourage parents to do the activities with children to help them grow with Jesus. By working together and focusing on the same goals, you and parents can help children weave faith into their lives!

Talk to your Director about emailing the FREE FamilyConnect to all your church’s families. Available at group.com/digital.



Growing With Jesus



Your child learned God wants us to help others (from John 13:1-17). Your child participated in one of the following activities today. You can use these activities with your child to help your child grow with Jesus throughout the week.

INFANT

Help Me

Sing the following song to the tune of “Alouette” and help your baby to touch his or her nose and toes as you sing.

**Help me, help me, help me touch my nose.
Help me, help me, help me touch my toes.
Help me touch my little nose.
Help me touch my little toes.
Touch my nose, touch my toes. Ah!
Help me, help me, help me touch my nose,
Help me, help me, help me touch my toes!**

Repeat the song by changing the body parts from nose and toes to lips and hips and then eyes and thighs.



Use these ideas to help your child become a FaithWeaver:

- Invite your child to help you prepare for a meal. Have him or her put a napkin at each place. Praise your child for helping.
- In a bubble bath, make a beard of bubbles on your child. Help wash the bubbles away. Place bubbles on your child’s head and chest, and help wash the bubbles away. As you wash your child’s feet, talk about the story of Jesus’ washing the disciples’ feet. Remember together that God wants us to help each other.

TODDLER

Loads of Help

Set two laundry baskets 6 feet apart. Fill one of the baskets with balled-up socks, and then call your toddler over.

Ask: **Can you help move all of these socks from this basket to the other basket?** Let your child unload the basket of socks and put the socks into the empty basket. When he or she has completed the task, give your toddler a hug.

Say: **You were a super helper! Jesus wants us to help each other. Thank you for being a helper like Jesus wants you to be.**

2-YEAR-OLD

Help Our Friends

Tape a 4-foot piece of yarn along the floor. Sing the following song to the tune of “The Wheels on the Bus” while you hold your child’s hand and help him or her walk along the line of yarn.

**I can be a helper to my friend,
To my friend, to my friend.
I can be a helper to my friend,
’Cause Jesus showed us how.**



Thanks!

When your child attempts to be kind or helpful, it’s important to recognize and nurture the effort. While it’s not always convenient to give children time to help, it is a wise investment. This is how children come to see their contributions as meaningful. Our expressions of appreciation build our children’s confidence.



Jesus Wants Us to Help Each Other

! OK
■ TO COPY

Spring Quarter

Lesson 3



Infants, Toddlers & 2s