



Barnabas Encourages Christians in Antioch Acts 11:19-26

In this lesson, children will learn about helping each other love Jesus. When teaching young children, it's important not to focus on abstract concepts that they won't comprehend and instead to key in on concrete actions that infants, toddlers, and 2-year-olds can observe, experience, and imitate. This lesson focuses on helping and will give young children lots of ideas for ways they can help others love Jesus, such as kind actions, nice words, praying for others, and telling others about Jesus' love. This study emphasizes that helping is fun—and it can make others happy and help them love Jesus.



Bible Point
Help others love Jesus.

Key Verse
“But the Counselor, the Holy Spirit, whom the Father will send in my name, will teach you all things and will remind you of everything I have said to you” (John 14:26).

Weaving Faith Into Life
Children will practice helping friends and family members feel happy and love Jesus.

INFANT

LESSON	WHAT CHILDREN DO	SUPPLIES	EASY PREP
1 Getting Started	Sing and Celebrate Listen to praise songs.	CD player Teacher Pack: CD	
2 Bible Exploration	Help in Action Do physical activities with a teacher's help.		
3 Weaving Faith Into Life	Happy Helpers Imitate smiles and giggles.		
	You Can Help Play a game with a toy.	2 or 3 bowls, small toy or ball that will fit under the bowls	
	Weaving Faith at Home Take home their “Growing With Jesus” pages.	My Bible Snuggles or 1 copy per child of the “Growing With Jesus” page (at the end of the lesson)	Remove the Lesson 12 pages from each My Bible Snuggles student book.

Bold text within the lesson is spoken text.





TODDLER

LESSON	WHAT CHILDREN DO	SUPPLIES	EASY PREP
1 Getting Started	Sing and Celebrate Sing or listen to praise songs.	CD player Teacher Pack: CD	
2 Bible Exploration	Expressing Encouragement Learn about Barnabas' encouragement in a creative way.	Bible	
3 Weaving Faith Into Life	Bubbles and Belief Help blow bubbles, and play with the bubbles together.	bubble solution and wand	
	Helpful Builders Help build block towers and learn about helping others love Jesus.	small, wooden baby blocks	
	Weaving Faith at Home Take home their "Growing With Jesus" pages.	My Bible Snuggles or 1 copy per child of the "Growing With Jesus" page (at the end of the lesson)	Remove the Lesson 12 pages from each My Bible Snuggles student book


Bold text within the lesson is spoken text.





2-YEAR-OLD



LESSON	WHAT CHILDREN DO	SUPPLIES	EASY PREP
1 Getting Started	Sing and Celebrate Sing or listen to praise songs.	CD player, blocks Teacher Pack: CD	
2 Bible Exploration	Point Others to Jesus Participate in telling about Barnabas encouraging others.	Bible, Jesus stickers or cross stickers Teacher Pack: “Saul and Barnabas Encourage Christians” poster (from the Big Bible Poster Pack)	
3 Weaving Faith Into Life	Helping Hands Play a game with partners.	several objects from your room, such as a ball, a stuffed animal, a toy car, and a Bible	
	Help My Friend Color a picture of themselves and a friend.	My Bible Snuggles or 1 copy per child of the “We Love Jesus” page (at the end of the lesson), crayons, glue sticks, pieces of fabric, yarn, scissors	Remove the Lesson 12 pages from each My Bible Snuggles student book. Collect several different colors of fabric, and cut them into simple clothing shapes like T-shirts, shorts, pants, and skirts sized to fit the kids on the handout. Cut yarn into 1-inch pieces—children will glue these on the drawings to create hair.
	Weaving Faith at Home Take home their “Growing With Jesus” pages.	My Bible Snuggles or 1 copy per child of the “Growing With Jesus” page (at the end of the lesson)	

Bold text within the lesson is spoken text.





INFANT

**1 GETTING
STARTED**

Sing and Celebrate

What You'll Do

Sing "Follow, Follow Jesus" (track 3 on the CD) to the tune of "For He's a Jolly Good Fellow" anytime during the lesson. Hold a baby and gently sway back and forth to the beat.

**Follow, follow Jesus,
Follow, follow Jesus,
Follow, follow Jesus,
Yes, I will follow him.**

**I'll follow him up high.
I'll follow him down low.**

**Yes, I will follow Jesus,
I will follow Jesus,
I will follow Jesus
Wherever he tells me to go.**

Afterward, say: ► **HELP OTHERS LOVE JESUS.**

Sing "God Gave the Holy Spirit" (not on the CD) to the tune of "Mary Had a Little Lamb" anytime during the lesson. Follow the motions as you sing.

God gave us the Holy Spirit, *(move the baby's hands back and forth in wavelike motions)*

Holy Spirit, Holy Spirit. *(continue to move the baby's hands in wavelike motions)*

God gave us the Holy Spirit *(point up; then move the baby's hands back and forth in wavelike motions)*

To always be with us. *(put the baby's arms around himself or herself)*

Afterward, say: ► **HELP OTHERS LOVE JESUS.**



Sing and Celebrate Supplies

CD player

Teacher Pack

CD: "Follow, Follow
Jesus" (track 3)





2 BIBLE EXPLORATION

Help in Action

What You'll Do ■■■■■■

Sit next to a baby, and demonstrate a simple action, such as bending to touch your toes.

Say: **Look, I'm touching my toes.**

Then help the baby do the same action (with an older baby in a sitting position or with a younger baby lying on his or her back and raising baby's feet to his or her hands).

Say: **Let me help you touch your toes.**

Repeat this pattern of demonstrating and then helping the baby do simple actions such as reaching hands up high, clapping, covering eyes with hands, or making circles with legs.

Say: **Let me help you** [name of action].

Just like I helped you, God wants us to help each other. We can help other people feel happy because of God's love. Barnabas helped others love Jesus. I can help you love Jesus by saying "Jesus loves you." God wants us to ► HELP OTHERS LOVE JESUS.

3 WEAVING FAITH INTO LIFE

Happy Helpers

What You'll Do ■■■■■■

Hold a baby facing you on your lap. Make eye contact with the baby, and maintain a blank facial expression. Then suddenly break into a huge smile and giggle. Repeat this several times in an effort to get the baby to copy you by smiling and giggling.

Say: [Baby's name], **you make me feel so happy. I love when you smile!**

Continue making your face blank and then smiling and giggling.



Say: **You can help others feel happy! Your smile helps people feel happy. Your smile can ► HELP OTHERS LOVE JESUS!**

You Can Help

What You'll Do

Sit with a baby on the floor. Set the toy and overturned bowls in front of you. Let the baby watch you as you “hide” the toy under one of the bowls.

Say: **You can help me find the toy. I need your help.**

Select the bowl that has the toy under it.

Say: **Is it under this bowl?** Help the baby lift up the bowl to look under it, or lift it yourself so the baby can see.

Say: **Yes it is! Thank you for helping!**

Repeat the activity several times, each time making sure the baby sees you hide the object. With older babies, include looking under the empty bowls as well, but make sure at least half of your attempts will successfully find the toy. Continually emphasize that the baby is helping you.

Say: **Thank you for helping me find the toy!** [Baby’s name], **you are a great helper! Just like you helped me find the toy, you can ► HELP OTHERS LOVE JESUS!**

Weaving Faith at Home

Have children take home their “Growing With Jesus” pages. Encourage parents to do the activities with children to help them grow with Jesus. By working together and focusing on the same goals, you and parents can help children weave faith into their lives!

Talk to your Director about emailing the FREE FamilyConnect to all your church’s families. Available at group.com/digital.



You Can Help Supplies

2 or 3 bowls
small toy or ball that
will fit under the bowls

Weaving Faith at Home Supplies

My Bible Snuggles or 1
copy per child of the
“Growing With Jesus”
page (at the end of the
lesson)

Weaving Faith at Home Easy Prep

Remove the Lesson 12
pages from each My
Bible Snuggles student
book.





Sing and Celebrate Supplies

CD player

Teacher Pack

CD: "Follow, Follow
Jesus" (track 3)


TODDLER

1 GETTING STARTED

Sing and Celebrate

What You'll Do ■■■■■■

Sing "Follow, Follow Jesus" (track 3 on the CD) to the tune of "For He's a Jolly Good Fellow" anytime during the lesson. Encourage toddlers to form a line and march, following after a leader.


 **Follow, follow Jesus,
Follow, follow Jesus,
Follow, follow Jesus,
Yes, I will follow him.**

**I'll follow him up high.
I'll follow him down low.**

**Yes, I will follow Jesus,
I will follow Jesus,
I will follow Jesus
Wherever he tells me to go.**

Afterward, say: ► **HELP OTHERS LOVE JESUS.**

Sing "God Gave the Holy Spirit" (not on the CD) to the tune of "Mary Had a Little Lamb" anytime during the lesson. Hold a child in your lap with his or her back to you so that your arms reach around to guide his or her hands. This will create a stronger connection to the comforting presence of the Holy Spirit at the end of the song.

 **God gave us the Holy Spirit,** *(move the child's hands back and forth in wavelike motions)*

Holy Spirit, Holy Spirit. *(continue to move the child's hands in wavelike motions)*

God gave us the Holy Spirit *(point up; then move the child's hands back and forth in wavelike motions)*

To always be with us. *(put the child's arms around himself or herself)*

Afterward, say: ► **HELP OTHERS LOVE JESUS.**



2 BIBLE EXPLORATION

Expressing Encouragement

What You'll Do ■■■■■■

Invite a few toddlers to sit by you. Open your Bible to Acts 11. Show children the words and tell them the Bible is God's special book.

Say: **Look at my face. I'm going to tell you about a man name Barnabas. As I do, I want you to copy what you see on my face. Let's practice!**

Make a very sad face.

Say: **I'm making a sad face. Can you make a sad face?**

Let children try making sad faces. Then make a very happy face.

Say: **Now I am very happy. Can you make a happy face?**

Let children practice for a while. Then start telling the Bible passage.

Say: **The Bible tells us about a man named Barnabas. He went to visit some people who were feeling sad. Make a sad face, and pause to wait for children to copy you. Barnabas told them about Jesus' love, and it made them feel happy! Make a happy face, and wait for children to copy you. When your friends are sad (make a sad face) you can help them feel happy (make a happy face) by smiling, saying kind words, and helping them. You can also be like Barnabas and tell them Jesus loves them. You can ► HELP OTHERS LOVE JESUS.** Make a happy face, and encourage kids to copy you.

3 WEAVING FAITH INTO LIFE

Bubbles and Belief

What You'll Do ■■■■■■

Invite several toddlers to join you, and show them how you blow bubbles. Blow a bunch of bubbles, and encourage children to try to catch them.

Say: **Help me blow bubbles!**



Expressing Encouragement Supplies

Bible

Bubbles and Belief Supplies

bubble solution and wand





Helpful Builders Supplies

small, wooden baby
blocks

Weaving Faith at Home Supplies

My Bible Snuggles or 1
copy per child of the
“Growing With Jesus”
page (at the end of the
lesson)

Weaving Faith at Home Easy Prep

Remove the Lesson 12
pages from each My
Bible Snuggles student
book.

One at a time, help children blow bubbles. Dip the bubble wand in the soap solution yourself, and hold the wand near each child’s mouth. Demonstrate how to blow and let the child try. Position your face so that you can also blow into the wand while the children try—most children will need your help.

Encourage the other children to try to catch the bubbles each toddler blows. Prompt children to shout out “Jesus loves you!” each time they catch or pop a bubble. Ensure each child has a chance to blow bubbles.

Say: **Good job! Thank you for helping me blow bubbles! You helped me feel happy! Does it make you feel happy?**

We can make each other feel happy by blowing bubbles together. We also make other people happy when we ► HELP OTHERS LOVE JESUS. When you told others “Jesus loves you,” you were helping them believe in and love Jesus. Good job!

Helpful Builders

What You’ll Do ■■■■■■

Invite one or two toddlers to join you, and say: **Will you help me build a tower?**

Work with the children to build small block towers. Affirm their efforts, even if only two blocks make it up before tumbling over. Each time a child stacks a block, say: **Thank you for helping me build a block tower!**

Continue to play with the toddlers by passing blocks and helping to stack them.

Say: [Child’s name], **you are helping me build. You can also help others love Jesus. You can help others love Jesus by being nice** (stack a block), **by being happy** (stack a block), **and by showing love** (stack a block). **► HELP OTHERS LOVE JESUS. Thank you for all of your help!** Hug each child who played with you.

Weaving Faith at Home

Have children take home their “Growing With Jesus” pages. Encourage parents to do the activities with children to help them grow with Jesus. By working together and focusing on the same goals, you and parents can help children weave faith into their lives!

Talk to your Director about emailing the FREE FamilyConnect to all your church’s families. Available at group.com/digital.






2-YEAR-OLD

1 GETTING STARTED

Sing and Celebrate

What You'll Do

Sing "Follow, Follow Jesus" (track 3 on the CD) to the tune of "For He's a Jolly Good Fellow" anytime during the lesson. Have kids march in a line following a leader. Direct them to hold hands with the person in front of and behind them as they march. Point out that they are helping each other follow Jesus.


 **Follow, follow Jesus,
Follow, follow Jesus,
Follow, follow Jesus,
Yes, I will follow him.**

**I'll follow him up high.
I'll follow him down low.**

**Yes, I will follow Jesus,
I will follow Jesus,
I will follow Jesus
Wherever he tells me to go.**

Afterward, say: ► **HELP OTHERS LOVE JESUS.**

Sing "God Gave the Holy Spirit" (not on the CD) to the tune of "Mary Had a Little Lamb" anytime during the lesson. Have children sit in a circle. Give each child a block to give to a friend sitting nearby as you sing the word *gave*. This will reinforce children's understanding of giving and connect it with God giving us the Holy Spirit. Likewise, as you sing the words *with us*, have the children scoot closer to each other or toward you.

 **God gave us the Holy Spirit,
Holy Spirit, Holy Spirit.
God gave us the Holy Spirit
To always be with us.**

Afterward, say: ► **HELP OTHERS LOVE JESUS.**



Sing and Celebrate Supplies

CD player
blocks

Teacher Pack

CD: "Follow, Follow Jesus" (track 3)





Point Others to Jesus Supplies

Bible

Jesus stickers or cross stickers

Teacher Pack

“Saul and Barnabas Encourage Christians” poster (from the Big Bible Poster Pack)

2 BIBLE EXPLORATION

Point Others to Jesus

What You'll Do ■■■■■■

Have children sit in a circle. Set the “Saul and Barnabas Encourage Christians” poster (from the Big Bible Poster Pack) on the floor in the center of the circle. Open your Bible to Acts 11, and show children the words. Tell them the Bible is God’s special book. Explain that every time you point your finger up to the sky, they are to point their fingers up also and shout “Jesus!” Make sure everyone understands, and then practice a few times by pointing with your finger and leading kids in shouting “Jesus!”

Say: **Let’s find out what happened. The Bible tells us about some people in a town called Antioch. They had just heard about** (point and lead kids in shouting “Jesus!”). **A man named Barnabas went to visit them. Barnabas told them even more about** (point and lead kids in shouting “Jesus!”). **He helped them to believe in** (point and lead kids in shouting “Jesus!”). **Barnabas helped them love** (point and lead kids in shouting “Jesus!”) **with all of their hearts.**

Just like Barnabas, you can ► HELP OTHERS LOVE (point and lead kids in shouting “Jesus!”)!

There are lots of ways to help other people love Jesus. We can be nice to each other.

Make a big smile, wave at the children, and have them mimic your actions.

Say: **We can help others love Jesus by showing love.**

Give children hugs and encourage them to hug each other.

Say: **We can help other people love Jesus by praying for them.**

Fold your hands in prayer, and have kids mimic your actions.

Say: **We can ► HELP OTHERS LOVE JESUS by telling them Jesus loves them.**

Encourage children to place Jesus stickers or cross stickers on the “Saul and Barnabas Encourage Christians” poster. As they place their stickers, encourage them to say, “Jesus loves you!” When children are finished, have them turn to each other and say, “Jesus loves you!”

Cheer for the children.

Say: **Great job! Thank you for helping me!**



3 WEAVING FAITH INTO LIFE

Helping Hands

What You'll Do ■■■■■■

Assist children in forming pairs, and have them gather with their partners in a circle. Set several toys and objects in the middle of the circle.

Explain that children will hold hands with their partner. When it's their turn, you will name an object that's in the circle. The partners should then help each other pick up the object and hand it to you. Encourage kids to work together to pick up the object; they can hug it between them, or each hold part of the object.

Make sure kids understand the basic idea of the game and emphasize that their job is to help their partner. When everyone is ready, direct one pair at a time to help each other retrieve the object you've named and give it to you.

Say: **Good job helping each other!**

Lead the rest of the group in cheering for each pair as they go.

When all the pairs have gone, clap for the kids.

Say: **You all did a good job helping each other. Isn't it fun to help each other? We can also ► HELP OTHERS LOVE JESUS. We can help others love Jesus by being happy, loving, and nice. We can also tell other people that Jesus loves them.**

Help My Friend

What You'll Do ■■■■■■

Give each child a "We Love Jesus" page and crayons.

Say: **Here are two people. One of them is you! Let's make it look like you.**

Assist children in decorating one of the children in the picture by coloring it, adding yarn for hair, or gluing on a piece of fabric clothing.

While kids are decorating the picture of themselves, talk to each child individually about a special friend they have, such as another child in the class, a sibling, or a parent.

Say: **The other person in the picture is a friend that you can help love Jesus.** Help kids decorate their friend on the drawing by coloring, adding fabric clothing, or gluing on yarn "hair."



Helping Hands Supplies

several objects from your room, such as a ball, a stuffed animal, a toy car, and a Bible

Help My Friend Supplies

My Bible Snuggles or 1 copy per child of the "We Love Jesus" page (at the end of the lesson)
crayons
glue sticks
pieces of fabric
yarn
scissors

Help My Friend Easy Prep

Remove the Lesson 12 pages from each My Bible Snuggles student book. Collect several different colors of fabric, and cut them into simple clothing shapes like T-shirts, shorts, pants, and skirts sized to fit the kids on the handout. Cut yarn into 1-inch pieces—children will glue these on the drawings to create hair.





Weaving Faith at Home Supplies

My Bible Snuggles or 1 copy per child of the “Growing With Jesus” page (at the end of the lesson)

Weaving Faith at Home Easy Prep

Remove the Lesson 12 pages from each My Bible Snuggles student book.

As children finish decorating their pictures, ask them about their special friends, and suggest ways they can help those people love Jesus, such as being kind, giving hugs, or obeying.

Say: **Let's pray about our special friends.**

Prompt children to fold their hands like the people in the picture.

Pray: **Dear God, we want to show your love to our special friends. We want to ► HELP OTHERS LOVE JESUS. In Jesus' name, amen.**

Weaving Faith at Home

Have children take home their “Growing With Jesus” pages. Encourage parents to do the activities with children to help them grow with Jesus. By working together and focusing on the same goals, you and parents can help children weave faith into their lives!

Talk to your Director about emailing the FREE FamilyConnect to all your church's families. Available at group.com/digital.



Growing With Jesus

Your child learned that we help others love Jesus (from Acts 11:19-26). Your child participated in one of the following activities today. You can use these activities with your child to help your child grow with Jesus throughout the week.

INFANT

Happy Helpers

Hold your baby facing you on your lap. Make eye contact with your baby, and maintain a blank facial expression. Then suddenly break into a huge smile and giggle. Repeat this several times in an effort to get your baby to copy you by smiling and giggling.

Say: [Baby's name], **you make me feel so happy. I love when you smile!**

Continue making your face blank and then smiling and giggling.

Say: **You can help others feel happy! Your smile helps people feel happy.**

TODDLER

Helpful Builders

Grab some wooden building blocks, and invite your toddler to join you.

Ask: **Will you help me build a tower?**

Work with your child to build small block towers.

Say: **Thank you for helping me build a block tower!** [Child's name], **you are helping me build. You can also help others love Jesus. You can help others love Jesus by being nice** (stack a block), **by being happy** (stack a block), **and by showing love** (stack a block). **Thank you for all of your help!**

2-YEAR-OLD

Helping Hands

Set out several toys and objects (such as a ball, a stuffed animal, a toy car, a Bible, and so on). Hold hands with your child, and explain that you need your child's help to pick up one of the objects. You'll name an object, and then you'll work together to pick it up—by hugging it between you, by each holding part of it, or using some other creative way of helping each other. Repeat the activity several times.

Say: **We did a good job of helping each other. Isn't it fun to help each other? We can also help each other love Jesus.**



Your Little Helper

Young children are just beginning to learn about helping—helping a parent clean up toys, helping a friend pick up puzzle pieces, or even helping a younger sibling with a pacifier. At this age, helping is exciting! When it's affirmed properly, helping can cause young children to feel significant and "grown up." In your daily life, emphasize that helping is fun—and it can make others happy and help them love Jesus.



Use these ideas to help your child become a FaithWeaver:

- Invite your child to help you perform a task such as dusting furniture, cleaning up toys, or stirring food. Affirm your child for his or her efforts to help.
- Ask your child to name a special friend, and then pray together, telling God that your child wants to help his or her friend love Jesus.
- Draw attention to positive things your child does throughout the day and connect them to loving Jesus. For example, you could say "Thank you for being so happy! When you are happy, it helps me love Jesus" or "Good job obeying. When you obey, it helps me love Jesus."

OK TO COPY



We Love Jesus



OK
TO COPY

Illustrated by Nancy Munger.

