




People Rejoice as Jesus Enters Jerusalem

Mark 11:1-11

When we read in Mark 11 about Jesus entering Jerusalem, we may be reminded of parades we have today for a special events. Young children are always ready to celebrate. Music, streamers, fun hats, and dress-up clothes can all encourage their emerging imaginary or dramatic play skills. By role-playing a situation, children “try on” life’s experiences. Use this lesson to help young children get actively involved in the excitement of Jesus’ entrance into Jerusalem.

INFANT

LESSON	WHAT CHILDREN DO	SUPPLIES	EASY PREP
1 Getting Started	Sing and Celebrate Listen to praise songs.	CD player Teacher Pack: CD	
2 Bible Exploration	Palm Sunday Trot Get “donkey rides” as they hear the Bible events.	Teacher Pack: “Palm Sunday Praise” teaching picture 	
3 Weaving Faith Into Life	Ride the Donkey Take a ride on a blanket.	blanket, CD player Teacher Pack: CD	
	It’s a Parade “Walk” along a parade route.	2 or more fabric pieces	
	Weaving Faith at Home Take home their “Growing With Jesus” pages.	My Bible Snuggles or 1 copy per child of the “Growing With Jesus” page (at the end of the lesson)	Remove the Lesson 5 pages from each My Bible Snuggles student book.

Bold text within the lesson is spoken text.



► Bible Point

Jesus is our king.

Key Verse

“And every tongue confess that Jesus Christ is Lord, to the glory of God the Father” (Philippians 2:11).


Weaving Faith Into Life

Children will praise and worship Jesus as king.





TODDLER

LESSON	WHAT CHILDREN DO	SUPPLIES	EASY PREP
1 Getting Started	Sing and Celebrate Listen to or sing praise songs.	CD player Teacher Pack: CD	
2 Bible Exploration	We Sing for the King Wave “coats” to celebrate Jesus the king.	Bible, CD player, 1 piece of fabric per child Teacher Pack: CD, “Palm Sunday Praise” teaching picture 	
3 Weaving Faith Into Life	Heehaw Hop Ride pretend donkeys.	1 gift-wrap tube per child	
	Praise Parade Pull toys in a parade.	1 pull toy per child, CD player Teacher Pack: CD	
	Weaving Faith at Home Take home their “Growing With Jesus” pages.	My Bible Snuggles or 1 copy per child of the “Growing With Jesus” page (at the end of the lesson)	Remove the Lesson 5 pages from each My Bible Snuggles student book.



Bold text within the lesson is spoken text.





2-YEAR-OLD



LESSON	WHAT CHILDREN DO	SUPPLIES	EASY PREP
<p>1 Getting Started</p>	<p>Sing and Celebrate Listen to or sing praise songs.</p>	<p>CD player, scissors, green construction paper or crepe paper, scarves (optional) Teacher Pack: CD</p>	<p>Cut simple palm shapes from green construction paper or make streamers from scarves or crepe paper.</p>
<p>2 Bible Exploration</p>	<p>The Parade of the King Worship Jesus as king.</p>	<p>Bible, CD player, 1 tiny and 1 large fabric piece per child, green construction paper, scissors Teacher Pack: CD, "People Praise Jesus" poster (from the Big Bible Poster Pack)</p> 	<p>Cut green construction paper into small pieces.</p>
<p>3 Weaving Faith Into Life</p>	<p>Crown Him King Make palm leaves and wave them at the "king."</p>	<p>stapler, scissors, 1 sheet of yellow construction paper, 1 sheet of green construction paper per child</p>	<p>Make a crown by stapling two 2x9-inch strips of yellow construction paper together. Cut green construction paper into long oval shapes.</p>
	<p>A Path for Jesus Create a "cloth-covered" road for Jesus and the donkey.</p>	<p>My Bible Snuggles or 1 copy per child of the "Palms for Jesus" page (at the end of the lesson), crayons, glue sticks, 1 tissue per child Teacher Pack: "Palm Sunday Praise" teaching picture</p> 	<p>Remove the Lesson 5 pages from each My Bible Snuggles student book.</p>
	<p>Weaving Faith at Home Take home their "Growing With Jesus" pages.</p>	<p>My Bible Snuggles or 1 copy per child of the "Growing With Jesus" page (at the end of the lesson)</p>	

Bold text within the lesson is spoken text.



People Rejoice as Jesus Enters Jerusalem

Mark 11:1-11



BIBLE BACKGROUND
FOR LEADERS

Prophecies Fulfilled

This moment in Jewish history had long been anticipated. Zechariah 9:9 predicts that the Messiah would come “gentle and riding on a donkey, on a colt, the foal of a donkey.” Without question, the Jews along Jesus’ path made this connection and knew what it meant. Their celebration made this clear as they covered Jesus’ path with their outer robes and palm branches—a demonstration of honor and submission.

The King Comes

The cries of the people were significant. As they shouted “hosanna,” they were saying, “Lord, save us!” As they referred to Jesus as “he who comes in the name of the Lord” and spoke plainly of “the coming kingdom of our father David,” they were making clear references to the Messiah predicted many times in the Old Testament.

Confusing Events

After the excitement of his triumphal entry, Jesus and his disciples left Jerusalem to spend the night in Bethany, where Mary, Martha, and Lazarus lived. No mention is made of the crowd following them. After all the cheering had died down, everyone must have gone home. Jesus had spoken earlier of his imminent death, but the day’s events probably encouraged the disciples to think about Jesus being made king. How could things possibly turn against him as Jesus said they would?

As events unfolded, the disciples’ heads must have been spinning. Throngs honored Jesus that day, but only a few days later the disciples hid in fear of the authorities, trying to find a way to live for the crucified Jesus.

Changed Lives

Fortunately, we know what happened next. After the Resurrection, everything changed. And that’s how it can be in our lives. When we choose to live for Jesus, everything changes. We don’t honor him just by cheering and praying and singing great worship songs. We honor him—as the disciples did—in every facet of our lives. We honor him through our worship but also through our obedience, service, witness, and gratitude.

The Jesus Connection

“Hosanna! Lord save us!” Jesus answers that plea: Through a relationship with him, we can experience this great gift of salvation.

It’s easy to unintentionally develop a ho-hum attitude about faith. Yet in this passage, the crowds honored Jesus with extravagant, public displays of worship. What can you do to break free of complacency? How will you extravagantly worship Jesus this week? Pray about actions you can take or words you can say this week to honor Jesus as the Messiah. You can write your prayer here.




INFANT**1** GETTING
STARTED

Sing and Celebrate


What You'll Do ■■■■■■

Sing “Ho-Ho-Ho-Hosanna” (track 7 on the CD) anytime during the lesson. Sing as you rock, feed, or play with the infants.

 **Ho-ho-ho-hosanna,
Ha-ha-hallelujah.
He, he, he, he saved me.
I've got the joy of the Lord!**
(Repeat 2x.)

Afterward, say: ► **JESUS IS OUR KING.**

Sing “Jesus Is the King” (not on the CD) to the tune of “If You’re Happy and You Know It” anytime during the lesson. Gently touch each baby on the head and draw a crown with your finger. Give babies gentle hugs, and tell them Jesus is king.

 **Jesus is the king, clap your hands.
Jesus is the king, clap your hands.
Jesus is the king. Yes! Jesus is the king.
Jesus is the king, clap your hands.**

Afterward, say: ► **JESUS IS OUR KING.**

2 BIBLE
EXPLORATION

Palm Sunday Trot

What You'll Do ■■■■■■

As crawlers are playing on the floor or as you hold an infant, show the teaching picture “Palm Sunday Praise.”

**Sing and Celebrate
Supplies**


CD player

Teacher PackCD: “Ho-Ho-Ho-
Hosanna” (track 7)**Palm Sunday Trot
Supplies**

Teacher Pack“Palm Sunday Praise”
teaching picture



Say: **Look. See the donkey? Let's touch the donkey. Donkeys say "heehaw." Our Bible tells us ► JESUS IS OUR KING. Jesus is riding the donkey. Let's pat Jesus.** Let everyone pat Jesus. **Let's take a donkey ride.** Hold a baby on your leg. Gently bounce your leg as you say the following chant:

 **Riding to Jerusalem**
On a donkey's back,
Hear those little hoof beats go
Clackety, clackety, clack.
Everybody's praising God
And shouting loud, "Hooray!"
To Jesus on the donkey's back
This happy Palm Sunday!

3 WEAVING FAITH INTO LIFE

Ride the Donkey

Ride the Donkey Supplies

blanket
 CD player
Teacher Pack
 CD: "Ho-Ho-Ho-
 Hosanna" (track 7)

What You'll Do

Lay a baby on his or her back on a small blanket. Slowly pull the blanket along as you play "Ho-Ho-Ho-Hosanna" (track 7 on the CD).

Say: **You're riding on a blanket. Jesus rode on a donkey and the people praised him. You can praise Jesus, too, because ► JESUS IS OUR KING.**


It's a Parade

It's a Parade Supplies

2 or more fabric pieces


What You'll Do

Lay the fabric pieces along the floor to form a road. Holding babies under their arms, gently bounce them step by step along the "parade route." Sing one of these versions of "Praise God" to the tune of "The Bunny Hop":

 **Ho, ho, ho, hosanna,**
Ho, ho, sanna hoy,
Ho, ho, ho, hosanna,
Praise God, little boy!



Or:

 Ho, ho, ho, hosanna,
Ho, ho, little girl,
Ho, ho, ho, hosanna,
Praise God with a twirl!

Say: ► JESUS IS OUR KING.

Weaving Faith at Home

Have children take home their “Growing With Jesus” pages. Encourage parents to do the activities with children to help them grow with Jesus. By working together and focusing on the same goals, you and parents can help children weave faith into their lives!

Talk to your Director about emailing the FREE FamilyConnect to all your church’s families. Available at group.com/digital.


TODDLER

1 GETTING STARTED

Sing and Celebrate

What You’ll Do

Sing “Ho-Ho-Ho-Hosanna” (track 7) anytime during the lesson. Encourage toddlers to clap along with the beat.

 Ho-ho-ho-hosanna,
Ha-ha-hallelujah.
He, he, he, he saved me.
I’ve got the joy of the Lord!
(Repeat 2x.)

Afterward, say: ► JESUS IS OUR KING.

Sing “Jesus Is the King” (not on the CD) to the tune of “If You’re Happy and You Know It” anytime during the lesson with your toddlers. Encourage them to do the motions as you sing.



Weaving Faith at Home Supplies

My Bible Snuggles or 1 copy per child of the “Growing With Jesus” page (at the end of the lesson)

Weaving Faith at Home Easy Prep

Remove the Lesson 5 pages from each My Bible Snuggles student book.

Sing and Celebrate Supplies

CD player
Teacher Pack
CD: “Ho-Ho-Ho-Hosanna” (track 7)





We Sing for the King Supplies


Bible
CD player
1 piece of fabric per
child

Teacher Pack

CD: “Ho-Ho-Ho-
Hosanna” (track 7)
“Palm Sunday Praise”
teaching picture

Heehaw Hop Supplies

1 gift-wrap tube per
child

 **Jesus is the king, clap your hands.** (*clap, clap*)
Jesus is the king, clap your hands. (*clap, clap*)
Jesus is the king. Yes! Jesus is the king.
Jesus is the king, clap your hands. (*clap, clap*)

Add variations to the actions such as tap your feet, slap your knees, nod your head, or give a smile.

2 BIBLE EXPLORATION

We Sing for the King

What You'll Do

Gather a small group of toddlers together. Open your Bible to Mark 11:1-11. Show children the words, and tell them the Bible is God's special book. Hold up the “Palm Sunday Praise” teaching picture.

Say: **Our Bible tells us about a special day in the life of Jesus. See Jesus in our picture?** Invite children to touch Jesus in the picture. **Jesus is riding on a donkey. They're having a parade for Jesus. We're going to praise Jesus because ► JESUS IS OUR KING.** Give each child a fabric piece to hold. Play “Ho-Ho-Ho-Hosanna” (track 7 on the CD), and encourage your toddlers to wave the fabric in the air as the music plays. Show children how to lay the fabric on the ground and then to step on it as the donkey stepped on people's cloaks and garments.

3 WEAVING FAITH INTO LIFE

Heehaw Hop

What You'll Do

Give each toddler a cardboard tube to hold. Have children place the tubes between their legs as they walk and pretend to be riding donkeys.

Say: **Let's praise Jesus! ► JESUS IS OUR KING!**

Explain to children that the Bible says Jesus rode into town on a donkey and people came to celebrate his arrival.

Praise Parade

What You'll Do

Set out enough pull toys for each toddler to have one. Play “Ho-Ho-Ho-Hosanna” (track 7 on the CD), and have a parade with your toddlers pulling the toys. Take turns being the leader. Take toddlers into a hallway or a larger room for this activity, if possible.

Say: **Having a parade is a great way to praise Jesus. ► JESUS IS OUR KING!**

Weaving Faith at Home

Have children take home their “Growing With Jesus” pages. Encourage parents to do the activities with children to help them grow with Jesus. By working together and focusing on the same goals, you and parents can help children weave faith into their lives!

Talk to your Director about emailing the FREE FamilyConnect to all your church’s families. Available at god.com/digital.


2-YEAR-OLD

1 GETTING STARTED

Sing and Celebrate

What You'll Do

Sing “Ho-Ho-Ho-Hosanna” (track 7 on the CD) anytime during the lesson. Encourage children to wave the palm shapes or streamers as they march to “Ho-Ho-Ho-Hosanna.”

 **Ho-ho-ho-hosanna,
Ha-ha-hallelujah.
He, he, he, he saved me.
I've got the joy of the Lord!**
(Repeat 2x.)

Afterward, say: **► JESUS IS OUR KING.**

Sing “Jesus Is the King” (not on the CD) to the tune of “If You’re Happy and You Know It” anytime during the lesson. Encourage children to do the motions as you sing.



Praise Parade Supplies

1 pull toy per child
CD player

Teacher Pack

CD: “Ho-Ho-Ho-Hosanna” (track 7)

Weaving Faith at Home Supplies

My Bible Snuggles or 1 copy per child of the “Growing With Jesus” page (at the end of the lesson)

Weaving Faith at Home Easy Prep

Remove the Lesson 5 pages from each My Bible Snuggles student book.

Sing and Celebrate Supplies

CD player
scissors
green construction paper or crepe paper
scarves (optional)

Teacher Pack

CD: “Ho-Ho-Ho-Hosanna” (track 7)

Sing and Celebrate Easy Prep

Cut simple palm shapes from green construction paper or make streamers from scarves or crepe paper.






The Parade of the King Supplies

Bible
CD player
1 tiny and 1 large fabric
piece per child
green construction
paper
scissors
Teacher Pack
CD: “Ho-Ho-Ho-
Hosanna” (track 7)
“People Praise Jesus”
poster (from the Big
Bible Poster Pack)

The Parade of the King Easy Prep

Cut green construction
paper into small pieces.

 **Jesus is the king, clap your hands.** (*clap, clap*)
Jesus is the king, clap your hands. (*clap, clap*)
Jesus is the king. Yes! Jesus is the king.
Jesus is the king, clap your hands. (*clap, clap*)

Add variations to the actions such as tap your feet, slap your knees, nod your head, or give a smile.

Afterward, say: ► **JESUS IS OUR KING.**

2 BIBLE EXPLORATION

The Parade of the King

What You'll Do

Gather a group of children together. Open your Bible to Mark 11:1-11. Show children the words, and tell them the Bible is God's special book.

Say: **Our Bible tells us about a special day in Jesus' life.** Hold up the “People Praise Jesus” poster. **See Jesus in our picture?** Wait for children to touch Jesus in the picture. **Jesus is riding on a donkey. The people are praising Jesus, and they are putting down coats and palm branches to make a special path for him, because ► JESUS IS OUR KING.**

Give children the tiny pieces of cloth and the green construction paper scraps. Help children place the cloths and green paper on the poster near the donkey's feet.

Say: **Everyone was watching Jesus like in a parade. Let's pretend we're watching Jesus and have our own parade.** Give children larger pieces of fabric, and have them put the pieces around their shoulders as though they were coats. Explain that the people took off their coats and put them down on the ground so Jesus' donkey would have a clean place to walk on.

Let one child pretend to be the donkey and crawl across the “coats” that the other children lay on the ground as you play “Ho-Ho-Ho-Hosanna” (track 7 on the CD). Let children take turns being the donkey.

Tell children that you'll play the song again, but this time you'll stop the music sometimes. Say: **When the music starts, we'll march around the room. When the music stops, we'll stop marching and say ► “JESUS IS OUR KING.”** Start the music. After about 20 seconds, stop the music and lead the children in saying, “Jesus is our king!”



3 WEAVING FAITH INTO LIFE

Crown Him King

What You'll Do ■■■■■■

Set out the green construction paper ovals. Show children how to tear the edges of the paper to make it look like a palm leaf. Remind children that they learned that ► **JESUS IS OUR KING**. Select one child to be the king, and place the crown on his or her head. Help the rest of the children line up in two parallel rows facing each other. Have the “king” walk between the rows while the rest of the children wave their palm branches. Let each child have a turn to be King Jesus.

Keep in mind that the noisy celebration that appeals to toddlers and 2-year-olds may be frightening for infants. If you have all ages in one room, allow for quiet time for infants, and keep most of the action across the room.

A Path for Jesus

What You'll Do ■■■■■■

Give each child a “Palms for Jesus” page. Let children color their pictures and glue tissues on the road in front of Jesus and the donkey. Show children the “Palm Sunday Praise” teaching picture. Remind children that the people who came to praise Jesus as king laid cloths on the ground for Jesus to ride on.

Say: **We can praise Jesus, too, because ► JESUS IS OUR KING.**

Weaving Faith at Home

Have children take home their “Growing With Jesus” pages. Encourage parents to do the activities with children to help them grow with Jesus. By working together and focusing on the same goals, you and parents can help children weave faith into their lives!

Talk to your Director about emailing the FREE FamilyConnect to all your church’s families. Available at group.com/digital.



Crown Him King Supplies

- stapler
- scissors
- 1 sheet of yellow construction paper
- 1 sheet of green construction paper per child

Crown Him King Easy Prep

Make a crown by stapling two 2x9-inch strips of yellow construction paper together. Cut green construction paper into long oval shapes.

A Path for Jesus Supplies

- My Bible Snuggles or 1 copy per child of the “Palms for Jesus” page (at the end of the lesson)
- crayons
- glue sticks
- 1 tissue per child
- Teacher Pack**
- “Palm Sunday Praise” teaching picture

Weaving Faith at Home Supplies

- My Bible Snuggles or 1 copy per child of the “Growing With Jesus” page (at the end of the lesson)



HOME
CONNECT®

Growing With Jesus



Celebrate the King

In most modern cultures, kings aren't common, but most little ones have figured out that kings are special people. And children love a celebration! Remind your child often that Jesus is the greatest king of all, and that's a reason to celebrate. Then join together in a parade or a time of singing (and other methods of celebration, if you like) and praise Jesus!

Your child learned that Jesus is our king (from Mark 11:1-11). Your child participated in one of the following activities today. You can use these activities with your child to help your child grow with Jesus throughout the week.

INFANT

Ride the Donkey

Lay the baby on his or her back on a small blanket. Gently pull the blanket along as you play or sing a praise song.

Say: **You're riding on a blanket. Jesus rode on a donkey, and the people praised him. You can praise Jesus, too, because Jesus is our king.**

TODDLER

Heehaw Hop

Give your toddler a gift-wrap cardboard tube to hold. Have your child place the tube between his or her legs and walk around as he or she pretends to ride the donkey.

Say: **Let's praise Jesus! Jesus is our king!**

2-YEAR-OLD

Crown Him King

Make a crown by stapling two strips of yellow construction paper together. Cut one or two long oval shapes out of green construction paper. Show your child how to tear the edges of the paper to look like a palm leaf. Remind your child that Jesus is our king. Re-enact the celebration when Jesus came to Jerusalem by using the construction paper palm leaves, crown, and several stuffed animals or dolls.



Help your child become a FaithWeaver with these ideas:

- Get out some of your child's stuffed animals, and have a parade with them. Remind your child that Jesus was in a parade because he is our king.
- Tell your child that you're going to praise Jesus. Play praise music in your home, and march around with your infant in your arms or with your toddler or 2-year-old following you.
- Pray together, thanking Jesus for things you appreciate about him.

OK
TO COPY





Palms for Jesus



**OK
TO COPY**

Illustrated by Nancy Munger.



