



People Build a Tower at Babel

Genesis 11:1-9




► **Bible Point**
We need God.

Key Verse
“Love the Lord your God with all your heart and with all your soul and with all your strength” (Deuteronomy 6:5).

Weaving Faith Into Life
Children will begin to learn that they need God.

Infants and toddlers are dependent on adult caregivers to meet even their most basic needs. If these needs aren't met, young children perceive the world as a scary, unfriendly place, and they'll likely have trouble believing that God can meet their needs. But if babies experience loving care and, as a result, perceive the world to be a safe and caring place, their faith development is secure. The trust they put in their loving caregivers will eventually lead them to trust God for what they need.

INFANT


LESSON	WHAT CHILDREN DO	SUPPLIES	EASY PREP
1 Getting Started	Sing and Celebrate Listen to praise songs.	CD player Teacher Pack: CD	
2 Bible Exploration	Higher and Higher! Use motions to describe what happened at the tower of Babel.	Teacher Pack: “Tower” teaching picture	
3 Weaving Faith Into Life	No Tower! Play a game with blocks.	5 blocks	
	Build a Tower Learn an action rhyme.		
	Weaving Faith at Home Take home their “Growing With Jesus” pages.	My Bible Snuggles or 1 copy per child of the “Growing With Jesus” page (at the end of the lesson)	Remove the Lesson 7 pages from each My Bible Snuggles student book.

Bold text within the lesson is spoken text.





TODDLER

LESSON	WHAT CHILDREN DO	SUPPLIES	EASY PREP
1 Getting Started	Sing and Celebrate Sing or listen to praise songs.	CD player Teacher Pack: CD	
2 Bible Exploration	Bend and Lift Act out building the tower of Babel.	Bible Teacher Pack: "Tower" teaching picture	
3 Weaving Faith Into Life	Babel Blocks Make colorful blocks to stack.	crayons or washable markers, scissors, My Bible Snuggles or 1 copy per child of the "Block by Block" page (at the end of this lesson), tissues, tape	Remove the Lesson 7 pages from each My Bible Snuggles student book. Cut the handouts along the block outlines.
	Can't Build to Heaven Build a tower as they sing a chant.	5 to 10 boxes of various sizes	
	Weaving Faith at Home Take home their "Growing With Jesus" pages.	My Bible Snuggles or 1 copy per child of the "Growing With Jesus" page (at the end of the lesson)	


***Bold text** within the lesson is spoken text.*





2-YEAR-OLD



LESSON	WHAT CHILDREN DO	SUPPLIES	EASY PREP
1 Getting Started	Sing and Celebrate Sing or listen to praise songs.	CD player Teacher Pack: CD	
2 Bible Exploration	We Need God Build a tower and then knock it down as they listen to the Bible passage.	Bible, 1 craft stick per child Teacher Pack: “The Tower of Babel” poster (from the Big Bible Poster Pack)	
3 Weaving Faith Into Life	Building-Block Fun Make colorful blocks to stack.	crayons or washable markers, scissors, My Bible Snuggles or 1 copy per child of the “Block by Block” page (at the end of this lesson), tissues, tape	Remove the Lesson 7 pages from each My Bible Snuggles student book. Cut the handouts along the block outlines.
	Cracker Towers Build towers with crackers and cream cheese.	small square crackers, plastic knives, cream cheese, napkins, wet wipes (optional)	
	Weaving Faith at Home Take home their “Growing With Jesus” pages.	My Bible Snuggles or 1 copy per child of the “Growing With Jesus” page (at the end of the lesson)	

***Bold text** within the lesson is spoken text.*



People Build a Tower at Babel

Genesis 11:1-9



BIBLE BACKGROUND
FOR LEADERS

People Turn Away From God Again

.....

The pattern continues. Just a few generations and likely only 100 to 200 years after the miraculous saving of Noah’s family in the ark, the descendants of those ark dwellers turned away from God. After Noah came out of the ark, one of God’s commands to him was to “fill the earth” (Genesis 9:1). It appears that God wanted people to spread out across the earth, but some people decided to group together in a city, making a name for themselves and keeping themselves from being scattered. They showed no concern for glorifying or obeying God. And Noah lived to see all of this happen—Genesis 9:28 tells us that Noah lived 350 years after the Flood!

The people’s intent in building a tower was not to reach heaven, as some have suggested, but to build something showy that would bring them recognition. People from all around would see the tall tower that seemed to reach into the heavens. Others would marvel at what they had done, and the builders would be proud. In essence, they tried to make themselves look more important than God.

The Tower Was Just the Beginning

.....

If these people were able to do such a self-serving, God-defying thing as to build this tower, what other evil things were next on the horizon? How long would it be before none were left who honored God? Out of concern for keeping people from further evil, God put a stop to what was happening by causing people to speak different languages.

God’s Still in Charge

.....

It’s interesting to think about how God might have used this incident to differentiate various races.

By selectively giving certain individuals the same language, God could have directed which people clustered together, and their gene pools could have resulted in races with very different physical characteristics, such as exist today.

Some ancient reports indicate that an unfinished tower stood—perhaps for centuries—just outside the city of Babylon. God took something that evil people intended as a monument to themselves and turned it into a monument to his power and sovereignty. God wants us all to remember what he’s done for us and how much we need him!

The Jesus Connection

.....

In all our decisions and experiences, we need God. God meets our needs through Jesus, who fulfills our greatest needs for mercy, love, and eternal life. Jesus is our everything!

How are you relying on God? Pray and ask God how your experiences can be a testament to his power and sovereignty. You can write your prayer here.





INFANT

1


**GETTING
STARTED**



Sing and Celebrate


What You'll Do

Sing “We Need Jesus” (track 10 on the CD) to the tune of “Do Lord” to the babies anytime during the lesson. Sing as you rock, feed, or play with the infants. Hold a baby close, and rock side to side as you sing the words “We all need Jesus.” Lean the baby backward and then draw the baby close as you sing “oh, yes.”

 **We all need Jesus—yes, oh yes, we do!**
We all need Jesus—yes, oh yes, we do!
We all need Jesus—yes, oh yes, we do!
We all need Jesus so!
(Repeat.)

Afterward, say: ► **WE NEED GOD.**

As you sing “We Need God” (not on the CD) to the tune of “Ten Little Indians,” gently help babies stand, sit, and turn around.

 **We need God as we stand up.**
We need God as we sit down.
We need God as we turn around
To face a brand-new day.

Love the Lord with all your heart.
Love the Lord with all your heart.
Love the Lord with all your heart,
Deuter-on-o-my 6:5.

Afterward, say: ► **WE NEED GOD.**

Sing and Celebrate Supplies

-
- CD player
 - Teacher Pack**
 - CD: “We Need Jesus”
(track 10)





Higher and Higher! Supplies

Teacher Pack
“Tower” teaching
picture

No Tower! Supplies

5 blocks

2 BIBLE EXPLORATION

Higher and Higher!

What You'll Do ■■■■■■

As crawlers are playing on the floor or as you hold an infant, show the “Tower” teaching picture.

Say: **Look. See the people? They're building a tower all by themselves. People in the Bible built a tower. They thought they didn't need God.** Gently pound a baby's fists together. **The tower is getting higher...and higher...and higher!** Raise the baby's hands up into a stretch. Indicate higher and higher with your voice. **Then God said, “No more!”** Quickly lower the baby's hands. **Our Bible tells us ► WE NEED GOD.**

3 WEAVING FAITH INTO LIFE

No Tower!

What You'll Do ■■■■■■

Make a tower of up to five blocks, and show a baby how to knock them over. As you build, say “tower,” drawing out the word. As you knock the blocks down, quickly say, “No tower!” Then start the game all over again. By about 9 months, some babies can stack two to three large blocks by themselves.

Say: ► **WE NEED GOD.**

Build a Tower

What You'll Do ■■■■■■

Use this action rhyme to help build babies' growing muscle-control skills:

Build a tower to the sky. (*make baby's hands into fists and alternate one on top of the other as you say these two lines*)

Build it taller, high, high, high.

Don't forget 'bout God's great love. (*cross baby's right arm toward the left shoulder; then cross the left arm toward the right shoulder*)

Praise God's name in heaven above! (*raise baby's hands above his or her head*)



Weaving Faith at Home

Have children take home their “Growing With Jesus” pages. Encourage parents to do the activities with children to help them grow with Jesus. By working together and focusing on the same goals, you and parents can help children weave faith into their lives!

Talk to your Director about emailing the FREE FamilyConnect to all your church’s families. Available at group.com/digital.


TODDLER

1 GETTING STARTED

Sing and Celebrate


What You’ll Do ■■■■■■

Sing “We Need Jesus” (track 10 on the CD) to the tune of “Do Lord” anytime during the lesson. Have toddlers wave their arms over their heads as you sing “We all need Jesus.” Each time you sing “oh, yes,” have them clap their hands.

 **We all need Jesus—yes, oh yes, we do!**
We all need Jesus—yes, oh yes, we do!
We all need Jesus—yes, oh yes, we do!
We all need Jesus so!
(Repeat.)

Afterward, say: ► **WE NEED GOD.**

As you sing “We Need God” (not on the CD) to the tune of “Ten Little Indians,” encourage toddlers to stand up, sit down, and turn around during the first verse. Have them cross their arms over their chests as you sing the second verse.

 **We need God as we stand up.**
We need God as we sit down.
We need God as we turn around
To face a brand-new day.

Love the Lord with all your heart.
Love the Lord with all your heart.
Love the Lord with all your heart,
Deuter-on-o-my 6:5.

Afterward, say: ► **WE NEED GOD.**



Weaving Faith at Home Supplies

My Bible Snuggles or 1 copy per child of the “Growing With Jesus” page (at the end of the lesson)

Weaving Faith at Home Easy Prep

Remove the Lesson 7 pages from each My Bible Snuggles student book.

Sing and Celebrate Supplies

CD player
Teacher Pack
CD: “We Need Jesus” (track 10)





Bend and Lift Supplies

Bible
Teacher Pack
“Tower” teaching
picture

Babel Blocks Supplies

large crayons or
washable markers
scissors
My Bible Snuggles or
1 copy per child of
the “Block by Block”
page (at the end of this
lesson)
tissues
tape

Babel Blocks Easy Prep

Remove the Lesson 7
pages from each My
Bible Snuggles student
book. Cut the handouts
along the block outlines.

2 BIBLE EXPLORATION

Bend and Lift

What You'll Do ■■■■■■

Gather a group of toddlers together, and show the “Tower” teaching picture. Open your Bible to Genesis 11:1-9, and tell children this is God’s special book.

Say: **See the people? Our Bible tells us people worked together to build a tower with *big* blocks, all by themselves. They bent over and lifted the big, heavy blocks, and then they put them down, one on top of the other. Let’s pretend we’re building the tower with them. Oh, these blocks are so heavy. [Name of toddler], will you help me lift this block?**

Encourage toddlers to pretend to strain as they help each other lift pretend blocks and raise them high.

Say: **The people in the Bible thought if they tried hard enough they could build a tower without God. But God said, “No more!” and the people couldn’t work together anymore. The people should have asked God for help. ► WE NEED GOD.**

3 WEAVING FAITH INTO LIFE

Babel Blocks

What You'll Do ■■■■■■

Set out large crayons or washable markers, a box of tissues, and tape. Give each toddler a block pattern with his or her name on it to color. Explain that you’ll help children fold it into a block. Let toddlers color as long as they’re interested. Then collect the patterns, and fold and tape the block forms. Leave one side of each block open. Have toddlers take turns bringing you tissues to stuff into the blocks; then help toddlers tape their blocks closed.

Say: **God didn’t want the people to try to build the tower without him! God wants to be part of our plans. ► WE NEED GOD.**

Encourage toddlers who want to stack their blocks into a tower. (Some may not want to surrender their blocks.) Then have the builders knock the tower down as everyone says, ► **“WE NEED GOD!”**



Can't Build to Heaven

What You'll Do

Set out various-sized boxes, and invite children to build a tower taller than they are. Let them do it their own way. They'll soon learn it works better to put larger boxes at the bottom and smaller boxes on top. Lead children in the following chant as they build with and knock down the boxes:

Can't crawl to heaven, no!
Can't climb to heaven, no!
Can't build to heaven, no!
To get to heaven, we need God!

Say: **God loves us, and ► WE NEED GOD.**

Weaving Faith at Home

Have children take home their "Growing With Jesus" pages. Encourage parents to do the activities with children to help them grow with Jesus. By working together and focusing on the same goals, you and parents can help children weave faith into their lives!

Talk to your Director about emailing the FREE FamilyConnect to all your church's families. Available at group.com/digital.

.....


2-YEAR-OLD

1 GETTING STARTED

Sing and Celebrate

What You'll Do

Sing "We Need Jesus" (track 10 on the CD) to the tune of "Do Lord" anytime during the lesson. Explain to 2-year-olds that we need Jesus all the time, no matter where we are or what we're doing. Lead them in doing the motions as they sing.

 **We all need Jesus—yes, oh yes, we do!** (*raise hands high*)
We all need Jesus—yes, oh yes, we do! (*put hands low*)
We all need Jesus—yes, oh yes, we do! (*raise hands high*)
We all need Jesus so! (*hug self*)
(Repeat.)

Afterward, say: **► WE NEED GOD.**



Can't Build to Heaven Supplies

.....
5 to 10 boxes of various sizes

Weaving Faith at Home Supplies

.....
My Bible Snuggles or 1 copy per child of the "Growing With Jesus" page (at the end of the lesson)


Sing and Celebrate Supplies

.....
CD player
Teacher Pack
CD: "We Need Jesus" (track 10)





As you sing “We Need God” (not on the CD) to the tune of “Ten Little Indians,” encourage children to stand up, sit down, and turn around during the first verse. Have them cross their arms over their chests as you sing the second verse.

 **We need God as we stand up.
We need God as we sit down.
We need God as we turn around
To face a brand-new day.**

**Love the Lord with all your heart.
Love the Lord with all your heart.
Love the Lord with all your heart,
Deuter-on-o-my 6:5.**

Afterward, say: ► **WE NEED GOD.**

2 BIBLE EXPLORATION

We Need God

What You’ll Do

Gather children together. Open your Bible to Genesis 11:1-9, and tell children this is God’s special book.

Say: **The Bible tells us that after the flood ended, Noah’s family grew until there were lots of people again. They wanted to show God how great they were, so they decided to build a tower to heaven. Do you think that was a good idea?** Show “The Tower of Babel” poster, and ask children to describe what they see in the picture. Give each child a craft stick and encourage children to stack the sticks on top of the tower in the poster. **The people in the Bible began building a tower to show they were more important than God. God didn’t like this.**
► **WE NEED GOD, and we need to do what God wants.**

Ask: **Can you tell me some things God wants us to do?** Help children come up with things God wants them to do, such as obeying parents, sharing, or being kind to friends.

Say: **God gave us parents to take care of us and help us do the things God wants us to do.**

Ask: **What kinds of things do your parents do for you?** Be ready with examples such as making their lunch, tucking them in, and giving them a bath.

Say: **Our parents give us food to eat, clothes to wear, a special place to live, and lots of love. We need our parents. Our parents take care of us and have a special plan for us. God has a special plan for us, too, and ► WE NEED GOD.** Encourage kids to knock down the “tower” of craft sticks on the poster.

We Need God Supplies

Bible
1 craft stick per child
Teacher Pack
“The Tower of Babel”
poster (from the Big
Bible Poster Pack)



3 WEAVING FAITH INTO LIFE

Building-Block Fun

What You'll Do ■■■■■■

Set out large crayons or washable markers, a box of tissues, and tape. Give each child a block pattern with his or her name on it to color. Have children color the block patterns.

Say: **We're coloring blocks so we can build a tower just for fun. In the Bible, some people tried to build a tower to show they were more important than God. ► WE NEED GOD, but we can't build a tower to get to him.**

After children have colored their block patterns, help them fold the blocks along the dotted lines and tape the blocks together. Leave one side of each block open. Give each child a handful of tissues to stuff into his or her block. Help children tape the blocks closed.

Say: **You needed help to finish your blocks. We need God's help with everything we do. ► WE NEED GOD!**

Encourage children to cooperate and build a tower with their blocks. Then let children take turns knocking the tower down. Make sure kids each get their own block back when they're finished.

Cracker Towers

What You'll Do ■■■■■■

Have children clean their hands. Set out square crackers, and encourage children to build towers with the crackers. After a few minutes, set out plastic knives, softened cream cheese, and napkins. (If you add a small amount of milk, the cream cheese will be easier for 2-year-olds to spread.) Show children how to spread cream cheese between the crackers to make taller, sturdier towers. Remind kids we need God to help us, just as the crackers need something in between them to stack up.

Ask children if they're worried about anything. Wait for answers. Remind children we need God, and then pray with them about their concerns. After the prayer, let them eat their cheese-and-cracker towers.

Say: **God loves us, and ► WE NEED GOD.**



Building-Block Fun Supplies

- large crayons or washable markers
- scissors
- My Bible Snuggles or 1 copy per child of the "Block by Block" page (at the end of this lesson)
- tissues
- tape

Building-Block Fun Easy Prep

Remove the Lesson 7 pages from each My Bible Snuggles student book. Cut the handouts along the block outlines.

Cracker Towers Supplies

- small square crackers
- plastic knives
- cream cheese
- napkins
- wet wipes (optional)

**! ALLERGY
■ ALERT**





Weaving Faith at Home Supplies

My Bible Snuggles or 1
copy per child of the
“Growing With Jesus”
page (at the end of the
lesson)

Weaving Faith at Home

Have children take home their “Growing With Jesus” pages. Encourage parents to do the activities with children to help them grow with Jesus. By working together and focusing on the same goals, you and parents can help children weave faith into their lives!

Talk to your Director about emailing the FREE FamilyConnect to all your church’s families. Available at group.com/digital.



Growing With Jesus



Your child learned that we need God (from Genesis 11:1-9). Your child participated in one of the following activities today. You can use these activities with your child to help your child grow with Jesus throughout the week.

INFANT

No Tower!

Make a tower of three to five blocks, and show your baby how to knock them over. As you build, say "tower," drawing out the word. As you knock the blocks down, quickly say, "No tower!" Then start the game all over again.

Say: **God loves us, and we need God.**

TODDLER

Can't Build to Heaven

Set out various-sized boxes, and invite your child to build a tower taller than he or she is. Let your child do it his or her own way. Your child will soon learn that it works better to put larger boxes at the bottom and smaller boxes on top. Lead your child in the following chant as he or she builds with and knocks down the boxes:

Say: **Can't crawl to heaven, no!
Can't climb to heaven, no!
Can't build to heaven, no!
To get to heaven, we need God!**

Say: **God loves us, and we need God.**

2-YEAR-OLD

Cracker Towers

Set out small square crackers, and encourage your child to build a tower with the crackers. After a few minutes, set out plastic knives, softened cream cheese, and napkins. Show your child how to spread cream cheese between the crackers to make a taller, sturdier tower. Remind your child that we need God to help us, just as the crackers need something in between them to stack up.

Say: **God loves us, and we need God.**



In Need

What a privilege it is to raise a child! However, it can also be an overwhelming responsibility. From late-night feedings to early-morning potty training, you have incredible demands on your life and schedule. If you can meet your child's needs with a thankful heart, you'll help him or her understand how important he or she is to God. When you give your child food, thank God for providing. When you snuggle with your child, thank God for warm blankets. Your thankful heart will help your child develop a thankful heart and an understanding of how good God is to meet our needs.

**OK
TO COPY**

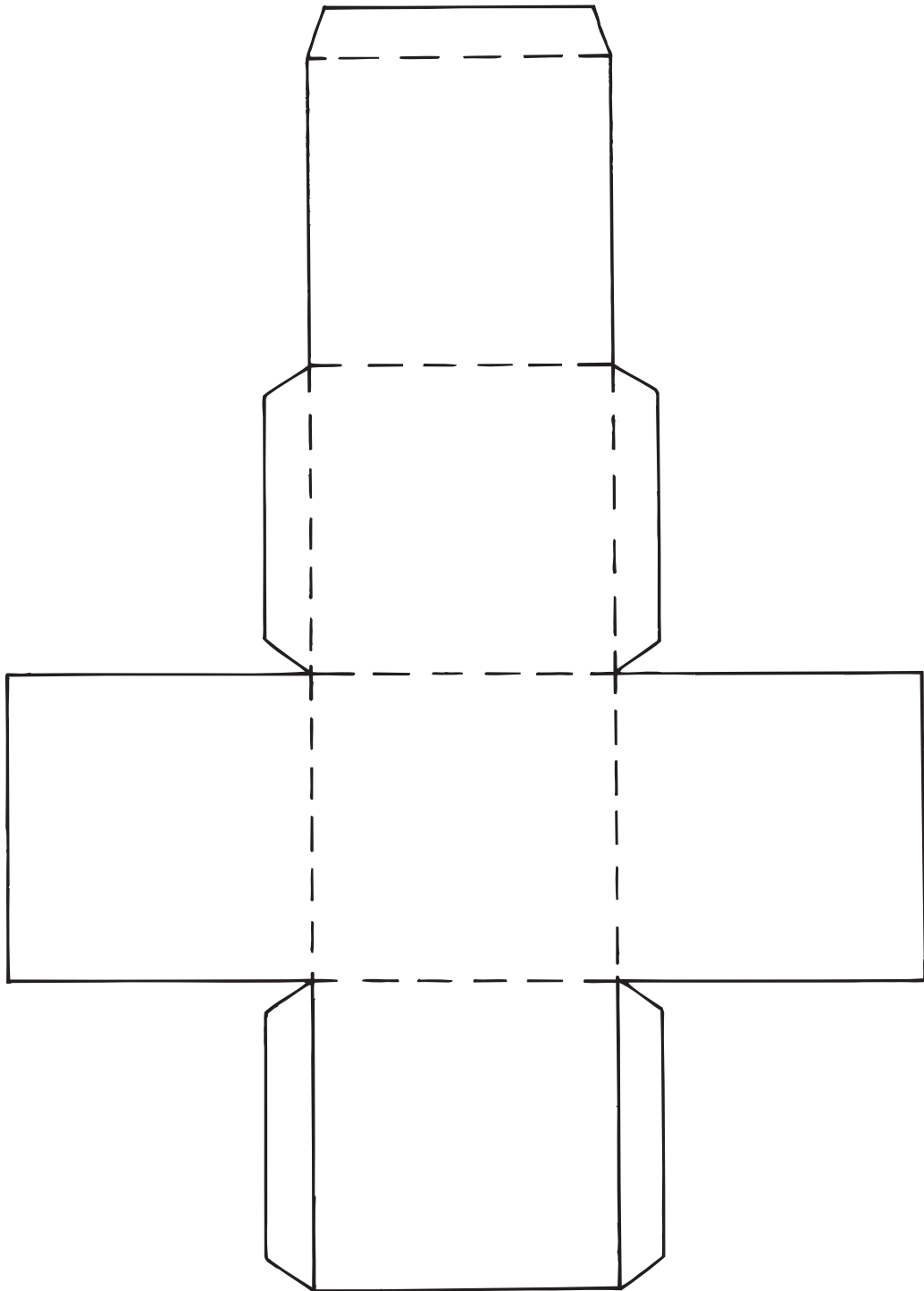


Use these ideas to help your child become a FaithWeaver:

- In the presence of your child, pray about a decision you must make.
- Take a walk through your house and thank God for each room.
- Look at a family photo album together. Thank God for each family member pictured.



Block by Block



OK
TO COPY