




Noah Builds the Ark

Genesis 6:5-22

Babies don't yet understand what it means to obey. Many toddlers understand that the word *no* means to stop what they're doing, but they, too, have a lot of growing up to do before they can comprehend the larger concept of obedience to God's rules. Young children take their cues for appropriate behavior from their parents and other important caregivers. When caregivers demonstrate right actions, children will eagerly imitate them. As directions are given and followed, children slowly learn what it means to obey.

INFANT

LESSON	WHAT CHILDREN DO	SUPPLIES	EASY PREP
1 Getting Started	Sing and Celebrate Listen to praise songs.	CD player Teacher Pack: CD	
2 Bible Exploration	Animals, Animals Listen to animal sounds while learning about Noah and the ark.	CD player, tape Teacher Pack: CD, "Big Boat" poster 	Hang the "Big Boat" poster low on a wall where babies can easily see it.
3 Weaving Faith Into Life	Going to the Ark Listen to a rhyme about Noah and the ark as they get pulled on a blanket.	blanket	
	Peekaboo Animals Play a Peekaboo game.	fleece	
	Weaving Faith at Home Take home their "Growing With Jesus" pages.	My Bible Snuggles or 1 copy per child of the "Growing With Jesus" page (at the end of the lesson)	Remove the Lesson 5 pages from each My Bible Snuggles student book.

Bold text within the lesson is spoken text.



► Bible Point

God wants us to obey.

Key Verse

"Love the Lord your God with all your heart and with all your soul and with all your strength" (Deuteronomy 6:5).



Weaving Faith Into Life

Children will imitate and follow directions—baby steps toward understanding obedience.





TODDLER

LESSON	WHAT CHILDREN DO	SUPPLIES	EASY PREP
1 Getting Started	Sing and Celebrate Sing or listen to praise songs.	CD player Teacher Pack: CD	
2 Bible Exploration	Animals on Parade Point out animals, and play Follow the Leader.	Bible, CD player, tape Teacher Pack: CD, “Big Boat” poster, fleece 	Hang the “Big Boat” poster low on a wall where toddlers can easily see it.
3 Weaving Faith Into Life	Animal Pairs Match animals, and color a handout.	crayons or washable markers, My Bible Snuggles or 1 copy per child of “The Ark” page (at the end of this lesson) Teacher Pack: nature stickers	Remove the Lesson 5 pages from each My Bible Snuggles student book. 
	Who’s in the Ark? Respond to questions about animals on the ark by making animal sounds or motions.	table	
	Weaving Faith at Home Take home their “Growing With Jesus” pages.	My Bible Snuggles or 1 copy per child of the “Growing With Jesus” page (at the end of the lesson)	



***Bold text** within the lesson is spoken text.*





2-YEAR-OLD



LESSON	WHAT CHILDREN DO	SUPPLIES	EASY PREP
<p>1</p> <p>Getting Started</p>	<p>Sing and Celebrate Sing or listen to praise songs.</p>	<p>CD player Teacher Pack: CD</p>	
<p>2</p> <p>Bible Exploration</p>	<p>Build an Arky Re-enact what happened to Noah in Genesis 6:5-22.</p>	<p>Bible, masking tape, 1 or 2 stuffed animals for each child, blocks, a piece of cardboard, CD player Teacher Pack: CD, nature stickers, "Noah's Ark" poster (from the Big Bible Poster Pack)</p> 	<p>Use masking tape to outline a simple boat shape on the floor, large enough for children to sit inside.</p>
<p>3</p> <p>Weaving Faith Into Life</p>	<p>Noah and the Animals Discuss favorite animals while making a picture.</p>	<p>crayons or washable markers, My Bible Snuggles or 1 copy per child of "The Ark" page (at the end of this lesson), extra animal stickers (optional) Teacher Pack: nature stickers</p> 	<p>Remove the Lesson 5 pages from each My Bible Snuggles student book.</p>
	<p>Animal Wiggle Move with their stuffed animals.</p>	<p>1 stuffed animal for each child</p>	
	<p>Weaving Faith at Home Take home their "Growing With Jesus" pages.</p>	<p>My Bible Snuggles or 1 copy per child of the "Growing With Jesus" page (at the end of the lesson)</p>	

Bold text within the lesson is spoken text.



Noah Builds the Ark

Genesis 6:5-22



BIBLE BACKGROUND
FOR LEADERS

A Drastic Solution to a Huge Problem

God’s statement in Genesis 6:7 grew out of pain and was a sorrowful acknowledgment that to make things better, most of the earth’s population would have to die. The people that God created had so turned against him that he had to start over with the few who remained faithful.

Fortunately, one righteous man still loved God. The word translated “righteous” in verse 9 indicates that Noah sought both to worship and obey God and also to live in fairness with his human neighbors who didn’t share his values. Noah was a shining example of goodness in a dark world.

Consider the immensity of the task Noah undertook. The ark was one and a half times the length of a football field, as wide as a high-school basketball court is long, and as tall as a five-story building. There were to be three decks inside and many rooms to house all the different animals. All of this was to be built of a particular kind of wood (which we can’t identify precisely) in an arid area where wood likely was not plentiful.

A Unique, Sea-Worthy Vessel

Obviously no one had ever built a floating zoo of that size. Fortunately, God knew what he was doing. Modern shipbuilding experts have confirmed that the dimensions given in the Bible would be ideal to ensure that a large wooden vessel would remain intact and upright while adrift in heavy seas.

In addition to caring for his family, Noah was given the responsibility of housing and feeding two of every kind of animal in the ark (Genesis 6:19, 21). In an amazing miracle, God led all the animals to the ark at just the right time. And the reason there were seven pairs of certain animals was so that Noah would have animals

to sacrifice in worship without wiping out a species (Genesis 7:2-3).

We don’t know how often Noah was discouraged or if his neighbors and family ridiculed him. But we do know that he “did everything just as God commanded him.” And that’s a great example of faithful obedience for all of us.

The Jesus Connection

Jesus obeyed God in every turn and detail of his life. When we look to Jesus and follow his example, we’re obeying God. What a beautiful way to live!

When has God directed you to do something? It can sometimes seem scary, but it’s also exciting because God reveals his faithfulness and strength when we obey him in the things he asks us to do. Take comfort in knowing that when you obey, God will give everything you need to carry out his plans. Ask God what he wants you to do. You can write your prayer here.





INFANT


1 GETTING
STARTED



Sing and Celebrate

What You'll Do

Sing “Arky, Arky” (track 7 on the CD) to the babies anytime during the lesson. Sing as you rock, feed, or play with the infants.

 **The Lord told Noah, there’s gonna be a floody, floody.**
Lord told Noah, there’s gonna be a floody, floody.
Get those animals out of the muddy, muddy,
Children of the Lord.

The Lord told Noah to build him an arky, arky.
Lord told Noah to build him an arky, arky.
Build it out of gopher barky, barky,
Children of the Lord.

The animals, the animals, they came in by twosies, twosies.
Animals, the animals, they came in by twosies, twosies.
Elephants and kangaroosies, roosies,
Children of the Lord.

It rained and poured for 40 daysies, daysies.
Rained and poured for 40 daysies, daysies.
Almost drove those animals crazies, crazies,
Children of the Lord.

The sun came out and dried up the landy, landy.
(Look, there’s the sun!) It dried up the landy, landy.
Everything was fine and dandy, dandy,
Children of the Lord.

So rise and shine and give God the glory, glory.
Rise and shine and give God the glory, glory.
Rise and shine and give God the glory, glory,
Children of the Lord.

Afterward, say: ► **GOD WANTS US TO OBEY.**


As you sing “We Need God” (not on the CD) to the tune of “Ten Little Indians,” gently help babies stand, sit, and turn around.

Sing and Celebrate Supplies

CD player
Teacher Pack
CD: “Arky, Arky”
(track 7)





 We need God as we stand up.
We need God as we sit down.
We need God as we turn around
To face a brand-new day.

Love the Lord with all your heart.
Love the Lord with all your heart.
Love the Lord with all your heart,
Deuter-on-o-my 6:5.

Afterward, say: ► **GOD WANTS US TO OBEY.**

2 BIBLE EXPLORATION

Animals, Animals

What You'll Do

As crawlers are playing on the floor or as you sit on the floor holding an infant, point out the “Big Boat” poster on the wall.

As babies look at the poster, say in a singsong voice:

Animals, animals, please obey!
Follow Noah all the way. (*point to Noah*)
Look! Here are the sheep! (*point to sheep*)
Sheep, sheep, please obey!
Follow Noah all the way.

Play “Animal Sounds” (track 8 on the CD). After each animal sound, say the name of the animal, and point to the animal on the “Big Boat” poster.

3 WEAVING FAITH INTO LIFE

Going to the Ark

What You'll Do

Place two pre-crawlers on their tummies on a blanket. Pull the front of the blanket slowly as you say the following rhyme:

Animals, Animals Supplies

CD player
tape

Teacher Pack

CD: “Animal Sounds”
(track 8)
“Big Boat” poster

Animals, Animals Easy Prep

Hang the “Big Boat”
poster low on a wall
where toddlers can
easily see it.

Going to the Ark Supplies

blanket



We're going to the ark.
We're going to the ark.
Two by two I'm pulling you,
We're going to the ark.

Afterward, say: ► **GOD WANTS US TO OBEY.**

Peekaboo Animals

What You'll Do ■■■■■■

Hold the fleece behind your back.

Ask: **Noah, where's the sheep?** Pull out the fleece, and use it to stroke a baby's arm or cheek.

Say: **Peekaboo sheep!** Then name other soft, furry animals such as a bunny or a bear as you repeat the game. Say: **The animals obeyed God and went to the ark; you can obey God, too.** ► **GOD WANTS US TO OBEY.**

Weaving Faith at Home

Have children take home their "Growing With Jesus" pages. Encourage parents to do the activities with children to help them grow with Jesus. By working together and focusing on the same goals, you and parents can help children weave faith into their lives!

Talk to your Director about emailing the FREE FamilyConnect to all your church's families. Available at group.com/digital.

TODDLER

1 GETTING STARTED

Sing and Celebrate

What You'll Do ■■■■■■

Sing "Arky, Arky" (track 7 on the CD) to toddlers anytime during the lesson. Encourage them to do the motions with you.

🎵 **The Lord told Noah, there's gonna be a floody, floody.** (*wiggle fingers as you raise and lower hands to indicate rain*)

Lord told Noah, there's gonna be a floody, floody.



Peekaboo Animals Supplies

Teacher Pack
fleece

Weaving Faith at Home Supplies

My Bible Snuggles or 1 copy per child of the "Growing With Jesus" page (at the end of the lesson)

Weaving Faith at Home Easy Prep

Remove the Lesson 5 pages from each My Bible Snuggles student book.

Sing and Celebrate Supplies

CD player
Teacher Pack
CD: "Arky, Arky" (track 7)





**Get those animals out of the muddy, muddy,
Children of the Lord.**

The Lord told Noah to build him an arky, arky. (*pounds fists together to indicate building*)
Lord told Noah to build him an arky, arky.
Build it out of gopher barky, barky,
Children of the Lord.

The animals, the animals, they came in by twosies, twosies. (*wave two fingers on each hand for "twosies"*)
Animals, the animals, they came in by twosies, twosies.
Elephants and kangaroosies, roosies, (*swing arms for elephants; jump up and down for kangaroos*)
Children of the Lord.


It rained and poured for 40 daysies, daysies. (*wiggle fingers as you raise and lower hands to indicate rain*)
Rained and poured for 40 daysies, daysies.
Almost drove those animals crazies, crazies,
Children of the Lord.

The sun came out and dried up the landy, landy. (*touch hands over head to indicate the sun*)
(Look, there's the sun!) It dried up the landy, landy.
Everything was fine and dandy, dandy,
Children of the Lord.

So rise and shine and give God the glory, glory. (*wave hands overhead*)
Rise and shine and give God the glory, glory.
Rise and shine and give God the glory, glory,
Children of the Lord.

Afterward, say: ► **GOD WANTS US TO OBEY.**

As you sing "We Need God" (not on the CD) to the tune of "Ten Little Indians," encourage toddlers to stand up, sit down, and turn around during the first verse. Have them cross their arms over their chests as you sing the second verse.

 **We need God as we stand up.**
We need God as we sit down.
We need God as we turn around
To face a brand-new day.

Love the Lord with all your heart.
Love the Lord with all your heart.
Love the Lord with all your heart,
Deuter-on-o-my 6:5.

Afterward, say: ► **GOD WANTS US TO OBEY.**



2 BIBLE
EXPLORATION

Animals on Parade

What You'll Do

Gather a group of toddlers around the "Big Boat" teaching poster. Open your Bible to Genesis 6:5-22, and tell children this is God's special book.

Say: **The Bible tells us God asked a man named Noah to build a big boat called an ark.**

Ask: **Can you make a hammer with your fist?** Show toddlers how. **Pound, pound, pound with the hammer. Noah obeyed God.**

Then God told Noah to find the animals. Noah obeyed God and found lots of animals.

Let's find the animals on our poster. Let children point to different animals.

Play "Animal Sounds" (track 8 on the CD). After each animal sound, say the name of the animal and have toddlers point to the animal on the "Big Boat" poster.

Pass around the fleece.

Say: **This fleece is soft. Do you see any animals with soft fur?** Let kids point to soft animals. Then put the fleece away.

God told Noah to get two of each animal to follow him. Hold up two fingers.

Ask: **Can you stand up and follow me, like the animals followed Noah?** Parade around the room, encouraging the toddlers to follow you.

Say: **Noah obeyed God. You obeyed me. ► GOD WANTS US TO OBEY. Good job!** Encourage children to applaud themselves.



Animals on Parade Supplies

Bible
CD player
tape

Teacher Pack
CD: "Animal Sounds"
(track 8)
"Big Boat" poster
fleece

Animals on Parade Easy Prep

Hang the "Big Boat"
poster low on a wall
where toddlers can
easily see it.





Animal Pairs Supplies

crayons or washable markers
My Bible Snuggles or 1 copy per child of “The Ark” page (at the end of this lesson)

Teacher Pack
nature stickers

Animal Pairs Easy Prep

Remove the Lesson 5 pages from each My Bible Snuggles student book.

Who’s in the Ark? Supplies

table

Weaving Faith at Home Supplies

My Bible Snuggles or 1 copy per child of the “Growing With Jesus” page (at the end of the lesson)

3

WEAVING FAITH INTO LIFE

Animal Pairs

What You’ll Do ■■■■■■

Set out large crayons or washable markers, the nature stickers, and copies of “The Ark” page. Let each child place an animal sticker on his or her page. Then help children find matching stickers for the animals they already placed. Then let children color their pictures.

Say: **Noah obeyed God. The animals followed Noah. They obeyed, too. ► GOD WANTS US TO OBEY.**

Who’s in the Ark?

What You’ll Do ■■■■■■

Turn a table on its side to create an ark. Have children go behind the table.

Say: **Are the dogs in the ark? Let me hear you bark.** Bark with the children. **Are the worms in the ark? Let me see you wiggle.** Wiggle with children. **Are the cows in the ark? Let me hear you moo.** Moo with the children. **Are the chickens in the ark? Let me hear you cluck.** Cluck with children.

Encourage children to respond by making the appropriate sound or motion. Continue as long as children are interested.

Say: **Good job! You obeyed when you made your animal sounds. Noah followed God’s directions, too. That’s obeying God. ► GOD WANTS US TO OBEY.**

Weaving Faith at Home

Have children take home their “Growing With Jesus” pages. Encourage parents to do the activities with children to help them grow with Jesus. By working together and focusing on the same goals, you and parents can help children weave faith into their lives!

Talk to your Director about emailing the FREE FamilyConnect to all your church’s families. Available at group.com/digital.



2-YEAR-OLD

1


**GETTING
STARTED**



Sing and Celebrate

What You'll Do

Sing “Arky, Arky” (track 7 on the CD) anytime during the lesson. Teach 2-year-olds the following motions.

 **The Lord told Noah, there’s gonna be a floody, floody.** (*wiggle fingers as you raise and lower hands to indicate rain*)

**Lord told Noah, there’s gonna be a floody, floody.
Get those animals out of the muddy, muddy,
Children of the Lord.**

The Lord told Noah to build him an arky, arky. (*pound fists together to indicate building*)

**Lord told Noah to build him an arky, arky.
Build it out of gopher barky, barky,
Children of the Lord.**

The animals, the animals, they came in by twosies, twosies. (*wave two fingers on each hand for “twosies”*)

**Animals, the animals, they came in by twosies, twosies.
Elephants and kangaroosies, roosies,** (*swing arms for elephants; jump up and down for kangaroos*)
Children of the Lord.

It rained and poured for 40 daysies, daysies. (*open and close fingers four times for “40 daysies”*)

**Rained and poured for 40 daysies, daysies.
Almost drove those animals crazies, crazies,
Children of the Lord.**

The sun came out and dried up the landy, landy. (*touch hands over head to indicate the sun*)

**(Look, there’s the sun!) It dried up the landy, landy.
Everything was fine and dandy, dandy,
Children of the Lord.**

So rise and shine and give God the glory, glory. (*wave hands overhead*)
**Rise and shine and give God the glory, glory.
Rise and shine and give God the glory, glory,
Children of the Lord.**

Sing and Celebrate Supplies

CD player

Teacher Pack


CD: “Arky, Arky”
(track 7)





Afterward, say: ► **GOD WANTS US TO OBEY.**

As you sing “We Need God” (not on the CD) to the tune of “Ten Little Indians,” encourage 2-year-olds to stand up, sit down, and turn around during the first verse. Have them cross their arms over their chests as you sing the second verse.

 **We need God as we stand up.**
We need God as we sit down.
We need God as we turn around
To face a brand-new day.

Love the Lord with all your heart.
Love the Lord with all your heart.
Love the Lord with all your heart,
Deuter-on-o-my 6:5.

Afterward, say: ► **GOD WANTS US TO OBEY.**

2 BIBLE EXPLORATION

Build an Arky

What You'll Do

Gather children together. Open your Bible to Genesis 6:5-22, and tell children this is God's special book.

Say: **The Bible tells us about a man named Noah. Noah loved God so much that he did what God told him to.** ► **GOD WANTS US TO OBEY. Noah obeyed God.**

First God told Noah how to build the ark. Let's build the ark. Instruct children to place blocks on the ark outline. Help them make a simple ramp by leaning one end of a piece of cardboard on some blocks and setting the other end on the floor. **Noah obeyed God by building the ark. We can obey God, too.**

Next, God told Noah to put his family in the ark. Noah obeyed God by taking his family into the ark. We can obey God, too. Instruct children to hold hands and walk together into the block ark.

Then God told Noah to bring two of every animal into the ark. Instruct each child to find one or two animals. Then have children walk their animals up the ramp and into the ark as you play “Animal Sounds” (track 8 on the CD). **You obeyed and brought the animals into the ark. Noah obeyed God by bringing the animals into the ark.**

► **GOD WANTS US TO OBEY.**

Build an Arky Supplies

Bible
 masking tape
 1 or 2 stuffed animals
 per child
 blocks
 a piece of cardboard
 CD player

Teacher Pack

CD: “Animal Sounds”
 (track 8)
 “Noah’s Ark” poster
 (from the Big Bible
 Poster Pack)
 nature stickers

Build an Arky Easy Prep

Use masking tape
 to outline a simple
 boat shape on the
 floor, large enough for
 children to sit inside.



Show children the “Noah’s Ark” poster, and let them point out the ark and Noah. Help children put some animal stickers on the ark in the poster.

Say: **We learned about Noah. Noah obeyed God. We can obey God too. ► GOD WANTS US TO OBEY.**



3 WEAVING FAITH
INTO LIFE

Noah and the Animals

What You’ll Do ■■■■■■

Set out large crayons or washable markers, the nature stickers, and copies of “The Ark” page.

Ask: **What’s your favorite animal?** Help children find a sticker of their favorite animal and put it on the ramp leading into the ark in the picture. Then have children color their pictures. If you have stickers left over, let kids put more animals on their pages.

Say: **Noah obeyed God and built the ark. The animals obeyed and followed Noah, just as Noah obeyed God. ► GOD WANTS US TO OBEY.**

Animal Wiggle

What You’ll Do ■■■■■■

Give each child a stuffed animal.

Say: **► GOD WANTS US TO OBEY. Let’s see how well you can follow my directions as we play this game.** Have children do motions with their animals as you say this rhyme:

**Hold your animal above your head.
Hold your animal above your head.
Hold your animal above your head.
God wants us to obey.**

Additional verses:

**Make your animal wiggle...
Nod your animal’s head...
Wave your animal’s arm...
Kick your animal’s leg...
Give your animal a hug...**

Noah and the Animals Supplies

- crayons or washable markers
- My Bible Snuggles or 1 copy per child of “The Ark” page (at the end of this lesson)
- extra animal stickers (optional)
- Teacher Pack**
- nature stickers

Noah and the Animals Easy Prep

- Remove the Lesson 5 pages from each My Bible Snuggles student book.

Animal Wiggle Supplies

- 1 stuffed animal for each child





Weaving Faith at Home Supplies

My Bible Snuggles or 1 copy per child of the “Growing With Jesus” page (at the end of the lesson)

Weaving Faith at Home

Have children take home their “Growing With Jesus” pages. Encourage parents to do the activities with children to help them grow with Jesus. By working together and focusing on the same goals, you and parents can help children weave faith into their lives!

Talk to your Director about emailing the FREE FamilyConnect to all your church’s families. Available at group.com/digital.





Growing With Jesus



Your child learned that God wants us to obey (from Genesis 6:5-22). Your child participated in one of the following activities today. You can use these activities with your child to help your child grow with Jesus throughout the week.

INFANT

Going to the Ark

Place your baby on his or her tummy on a blanket, along with a stuffed animal. Pull the blanket slowly across the floor as you say this rhyme:

**We're going to the ark.
We're going to the ark.
Two by two I'm pulling you,
We're going to the ark.**

TODDLER

Who's in the Ark?

Turn a table on its side to create an ark. Have your child go behind the table.

Ask:

- **Are the dogs in the ark? Let me hear you bark.** Bark with your child.
- **Are the worms in the ark? Let me see you wiggle.** Wiggle with your child.
- **Are the cows in the ark? Let me hear you moo.** Moo with your child.

Have your child respond by making the appropriate sound or motion, and add others (clucking chickens, hopping bunnies).

Say: **Good job! You obeyed when you made your animal sounds. Noah followed God's directions, too. God wants us to obey.**

2-YEAR-OLD

Animal Wiggle

Give your child a stuffed animal.

Say: **God wants us to obey. Let's see how well you can obey as we play this game.** Have your child do the following actions as you say this rhyme:

**Hold your animal above your head.
Hold your animal above your head.
Hold your animal above your head.
God wants us to obey.**

Additional verses:
**Make your animal wiggle...
Kick your animal's leg...
Give your animal a hug...**



Catch Them in the Act

It's important to develop consistent discipline in your home. In your efforts to teach your child to obey, don't overlook the power of "catching" your child doing good things. In fact, work hard to encourage and praise your child 10 times as often as you correct or discipline him or her.




Use these ideas to help your child become a FaithWeaver:

- Make animal sounds for your child to imitate.
- Set out an assortment of your child's favorite finger foods. Give simple instructions such as "Let's put the peas in the bowl" or "Now let's eat a piece of cheese." Then share the snack.



The Ark



OK
TO COPY