



# Adam and Eve Sin

Genesis 3

Infants don't yet possess a moral understanding of right and wrong. But a foundation for moral understanding can be set at this stage of development. Infants who are lovingly cared for by parents and caregivers learn to trust. Trust is the basis for a relationship with our holy God and eventually provides a major motivation for holy living.

Like infants, toddlers and 2-year-olds have no developed sense of sin and morality, but they can begin to understand the difference between right and wrong. As loving caregivers consistently set limits and boundaries, toddlers eventually learn to set their own behavioral boundaries.

## INFANT

LESSON	WHAT CHILDREN DO	SUPPLIES	EASY PREP
<b>1</b> Getting Started	<b>Sing and Celebrate</b> Listen to praise songs.	CD player <b>Teacher Pack:</b> CD	
<b>2</b> Bible Exploration	<b>Where Are You?</b> Play Peekaboo with Adam and Eve figures.	1 copy of the "Adam and Eve" page (at the end of this lesson), glue, scissors, cardboard, 2 craft sticks	Glue the copy of the handout onto cardboard or stiff paper. Cut out the two figures and mount them on craft sticks.
<b>3</b> Weaving Faith Into Life	<b>Slithery Snake</b> Bounce and play while hearing about Adam and Eve in the Garden of Eden.		
	<b>Where's Baby?</b> Play a Peekaboo game.	small blanket	
	<b>Weaving Faith at Home</b> Take home their "Growing With Jesus" pages.	My Bible Snuggles or 1 copy per child of the "Growing With Jesus" page (at the end of the lesson)	Remove the Lesson 3 pages from each My Bible Snuggles student book.

**Bold text** within the lesson is spoken text.



## ► Bible Point

God wants us to make good choices.

## Key Verse

"Love the Lord your God with all your heart and with all your soul and with all your strength" (Deuteronomy 6:5).

## Weaving Faith Into Life

Children will learn that even though we sometimes do wrong things, God wants us to make good choices.



## TODDLER


LESSON	WHAT CHILDREN DO	SUPPLIES	EASY PREP
<b>1</b> Getting Started	<b>Sing and Celebrate</b> Sing or listen to praise songs.	CD player <b>Teacher Pack:</b> CD	
<b>2</b> Bible Exploration	<b>The “Don’t Touch” Tree</b> Learn the meaning of “don’t touch” as they hear how Adam and Eve ate the fruit they weren’t supposed to eat.	Bible, butcher paper, markers, 1 copy of the “Adam and Eve” page (at the end of this lesson), glue, scissors, cardboard, 2 craft sticks	Glue the copy of the handout onto cardboard or stiff paper. Cut out the two figures and mount them on craft sticks.  Draw a very simple garden (flowers, trees, bushes) on butcher paper, and lay it on a table or hang it on a wall.
<b>3</b> Weaving Faith Into Life	<b>Hide and Find</b> Play a hiding game with the mirror sheets.	glue sticks, My Bible Snuggles or 1 copy per child of the “Me!” page (at the end of this lesson) <b>Teacher Pack:</b> mirror sheets	Remove the Lesson 3 pages from each My Bible Snuggles student book.
	<b>Adam, Adam</b> Learn a thumb rhyme about Adam.	washable marker	
	<b>Weaving Faith at Home</b> Take home their “Growing With Jesus” pages.	My Bible Snuggles or 1 copy per child of the “Growing With Jesus” page (at the end of the lesson)	

**Bold text** within the lesson is spoken text.



2-YEAR-OLD



LESSON	WHAT CHILDREN DO	SUPPLIES	EASY PREP
<b>1</b> Getting Started	<b>Sing and Celebrate</b> Sing or listen to praise songs.	CD player <b>Teacher Pack:</b> CD	
<b>2</b> Bible Exploration	<b>No Hiding Allowed</b> Hear about the Garden of Eden, and learn that we can't hide sin from God.	Bible, large blanket, bowl of fruit, felt or colorful paper, scissors, wet wipes (optional) <b>Teacher Pack:</b> "The First Sin" poster (from the Big Bible Poster Pack) 	Cut felt or paper into 2-inch squares.
<b>3</b> Weaving Faith Into Life	<b>Choose Well</b> Discuss hiding the wrong things they've done as they glue a mirror sheet to a handout.	glue sticks, My Bible Snuggles or 1 copy per child of the "Me!" page (at the end of this lesson) <b>Teacher Pack:</b> mirror sheets	Remove the Lesson 3 pages from each My Bible Snuggles student book.
	<b>Who's Hiding?</b> Play a hiding game.	table or a few chairs or a cardboard box	
	<b>Weaving Faith at Home</b> Take home their "Growing With Jesus" pages.	My Bible Snuggles or 1 copy per child of the "Growing With Jesus" page (at the end of the lesson)	

**Bold text** within the lesson is spoken text.



# Adam and Eve Sin

## Genesis 3

BIBLE BACKGROUND  
FOR LEADERS

# Adam and Eve Choose to Disobey God

The first thing we read about is the crafty serpent used by Satan to deceive the first humans. The serpent's first question demonstrated his craftiness. He must've known what God had really commanded about the fruit of a particular tree in the Garden of Eden, but asking the question made Eve begin to reconsider. The serpent, knowing he'd made Eve question God, proceeded to take his deception further, suggesting that God didn't have Eve's best interests in mind. Eve took the bait and ate the fruit—and Adam ate after her.

## Adam and Eve “Hide” From God

As always, temptation promised more than the sin delivered. Adam and Eve didn't become "like God," but instead faced the reality that they'd disobeyed God. Suddenly their nakedness, which had been natural when all was good, seemed wrong. They decided to hide from God.

God was angry. The beings he had created and provided for so bountifully had turned against him. They'd refused to trust him. But God came looking for them, knowing well what had happened. Here God showed his character and established an important pattern: When people sin and turn against God, God seeks them out and draws them to himself. God loves his people—no matter what.

## Adam and Eve Leave the Garden

God's constant love for us doesn't mean we can avoid the consequences of sin. The rest of this passage relates the consequences of Adam and Eve's sin, which from that point on fell upon all humanity. However, the banishing of Adam and Eve from the garden wasn't so much for punishment as for their

protection. Now that they'd sinned, sin would be part of them as long as they lived. Should they eat of the tree of life in the garden, they would live forever under the power of sin. Only physical death could save them from such a life. And God had a plan to save them from spiritual death, a plan that likely is hinted at in Genesis 3:15: Jesus would come and experience death, but he would defeat Satan forever!

## The Jesus Connection

When have you battled with sin, and what was the outcome? God seeks us and loves us even when we betray him, and he gives us forgiveness and eternal life through Jesus' sacrifice. God has given us an example to follow and a source of strength and support—in Jesus. Jesus can help us be faithful to God. Ask Jesus to help you resist sin and faithfully follow God's laws. You can write your prayer here.

[illegible]



## INFANT

## 1

GETTING  
STARTED

## Sing and Celebrate

## What You'll Do ■■■■■■

Sing "Silly Adam" (track 4 on the CD) to the tune of "Alouette" to the babies anytime during the lesson. Sing as you rock, feed, or play with the infants, or do the motions for babies. Your gentle singing and rocking helps create a loving environment where babies can begin to experience God's care for them.



**Silly Adam, silly, silly Adam.** (*roll your eyes and make a silly face*)  
**Silly Adam, you can't hide from God.** (*cover your eyes with your hands*)  
**You can't hide behind a tree,** (*put arms together in front of your face and flutter your fingers*)  
**Even if you're on your knees!** (*touch baby's knees*)  
**On your back!** (*touch baby's back*)  
**In a sack!** (*cover eyes*)  
**Ohhhhhh!**  
(Repeat.)

**Silly Adam, silly, silly Adam.** (*roll your eyes and make a silly face*)  
**Silly Adam, you can't hide from God.** (*cover your eyes with your hands*)

Afterward, say: ► **GOD WANTS US TO MAKE GOOD CHOICES.**

As you sing "We Need God" (not on the CD) to the tune of "Ten Little Indians," gently help babies stand, sit, and turn around.



**We need God as we stand up.**  
**We need God as we sit down.**  
**We need God as we turn around**  
**To face a brand-new day.**

**Love the Lord with all your heart.**  
**Love the Lord with all your heart.**  
**Love the Lord with all your heart,**  
**Deuter-on-o-my 6:5.**

Afterward, say: ► **GOD WANTS US TO MAKE GOOD CHOICES.**

Sing and Celebrate  
Supplies

CD player

**Teacher Pack**

CD: "Silly Adam"  
(track 4)



### Where Are You? Supplies

1 copy of the “Adam and Eve” handout (at the end of this lesson)  
glue  
scissors  
cardboard  
2 craft sticks

### Where Are You? Easy Prep

Glue the copy of the handout onto cardboard or stiff paper. Cut out the two figures and mount them on craft sticks.

## 2

### BIBLE EXPLORATION

## Where Are You?

### What You'll Do ■■■■■■

As crawlers are playing on the floor or as you hold an infant, show the Adam and Eve figures. Have babies look at the figures.

Say: **Look at Adam and Eve. God called for them: “Adam! Eve! Where are you?” They tried to hide. But God knew where they were, because he loved them. God knows where you are, too, because he loves you. ► GOD WANTS US TO MAKE GOOD CHOICES because he loves us.**

Ask: **Where's** [baby's name]? Cover your eyes with one figure.

Remove the figure.

Say: **There you are! Hello, [baby's name]! God loves you!**

## 3

### WEAVING FAITH INTO LIFE

## Slithery Snake

### What You'll Do ■■■■■■

Sit on the floor with your knees up, holding a 4- to 12-month-old baby as you do this rhyme:

**Slithery snake made a big mistake** (*hold baby under the arms close to your chest; then move baby in an S formation to sit on top of your knees*)

**And made the people fall.** (*gently lower the baby down between your knees*)

**God was sad.** (*make a sad face*)

**God's people were bad and didn't answer his call.** (*shake your head as you gently turn baby from side to side*)

**Adam, Adam, where are you?** (*bring your knees together, and rest baby against your shins*)

**Eve, are you here?** (*raise your feet a little to lift baby up*)

**Come, I want to talk to you!** (*lift baby to sit on your knees*)

**Come near, my children, come near!** (*slide baby to snuggle in your lap*)

Say: ► **GOD WANTS US TO MAKE GOOD CHOICES.**

## Where's Baby?

### What You'll Do ■■■■■■

Gently toss a small blanket over a baby's eyes. Ask: **Where's baby?** Pull the blanket off.

Say: **There you are! I see you. God sees you! God loves us. ► GOD WANTS US TO MAKE GOOD CHOICES.**

Repeat the game as long as the baby is interested. Older infants may put the blanket in front of their own eyes.

## Weaving Faith at Home

Have children take home their "Growing With Jesus" pages. Encourage parents to do the activities with children to help them grow with Jesus. By working together and focusing on the same goals, you and parents can help children weave faith into their lives!

Talk to your Director about emailing the FREE FamilyConnect to all your church's families. Available at [group.com/digital](http://group.com/digital).


### TODDLER

### 1 GETTING STARTED

## Sing and Celebrate

### What You'll Do ■■■■■■

Lead toddlers in singing "Silly Adam" (track 4 on the CD) to the tune of "Alouette."

 **Silly Adam, silly, silly Adam.** (*roll your eyes and make a silly face*)  
**Silly Adam, you can't hide from God.** (*cover your eyes with your hands*)  
**You can't hide behind a tree,** (*put arms together in front of your face and flutter your fingers*)  
**Even if you're on your knees!** (*touch your knees*)  
**On your back!** (*touch your back*)  
**In a sack!** (*cover eyes*)  
**Ohhhhhh!**  
*(Repeat.)*

**Silly Adam, silly, silly Adam.** (*roll your eyes and make a silly face*)  
**Silly Adam, you can't hide from God.** (*cover your eyes with your hands*)



### Where's Baby? Supplies

small blanket

### Weaving Faith at Home Supplies

My Bible Snuggles or 1 copy per child of the "Growing With Jesus" page (at the end of the lesson)

### Weaving Faith at Home Easy Prep

Remove the Lesson 3 pages from each My Bible Snuggles student book.

### Sing and Celebrate Supplies

CD player  
**Teacher Pack**  
 CD: "Silly Adam" (track 4)



### The “Don’t Touch” Tree Supplies

Bible  
butcher paper  
markers  
1 copy of the “Adam  
and Eve” handout (at  
the end of the lesson)  
glue  
scissors  
cardboard  
2 craft sticks

### The “Don’t Touch” Tree Easy Prep

Glue the copy of the  
handout onto cardboard  
or stiff paper. Cut out  
the two figures and  
mount them on craft  
sticks.

Draw a very simple  
garden (flowers, trees,  
bushes) on butcher  
paper, and lay it on a  
table or hang it on a  
wall.

Afterward, say: ► **GOD WANTS US TO MAKE GOOD CHOICES.**

As you sing “We Need God” (not on the CD) to the tune of “Ten Little Indians,” encourage toddlers to stand up, sit down, and turn around. Have children cross their arms over their chests as you sing the second verse.

🎵 **We need God as we stand up.  
We need God as we sit down.  
We need God as we turn around  
To face a brand-new day.**

**Love the Lord with all your heart.  
Love the Lord with all your heart.  
Love the Lord with all your heart,  
Deuter-on-o-my 6:5.**

Afterward, say: ► **GOD WANTS US TO MAKE GOOD CHOICES.**

## 2 BIBLE EXPLORATION

### The “Don’t Touch” Tree

#### What You’ll Do ■■■■■■

Gather a group of toddlers together near the garden you created. Open your Bible to Genesis 3, and tell children this is God’s special book.

Say: **The Bible says God gave Adam and Eve a beautiful garden to live in.** Move the Adam and Eve figures around the garden.

**Point to where you’d like to go in the garden.** Have children point to flowers, trees, or bushes. **Adam and Eve could go anywhere in the garden. They could eat yummy fruit from any of the trees—except one. God said one tree was a “don’t touch” tree. That means they weren’t supposed to touch the tree.** Have kids say, “No! No!” as you point at the tree.

Say: **Well, Adam and Eve made a bad choice. They decided to eat fruit from the “don’t touch” tree. After they ate the fruit, they were sad.** Have kids make a sad face.

Say: **Adam and Eve hid.** Lay the figures facedown near the bushes. **They thought God wouldn’t know they touched the tree. They thought God didn’t know where they were hiding. Can you find them?** Let the toddlers point to Adam and Eve. **God knew they made a bad choice. God could see Adam and Eve. God can see us, too.**

► **GOD WANTS US TO MAKE GOOD CHOICES.**





## 3

WEAVING FAITH  
INTO LIFE

## Hide and Find

### What You'll Do ■■■■■■

Set out the glue sticks, copies of the “Me!” handout, and the mirror sheets.

Let the toddlers explore the mirror sheets.

Ask: **Who do you see? Is that you?**

Help toddlers glue the “mirrors” onto their handouts.

Say: **Look in the mirror. Let's see if we can hide your smiling face.** Fold the top and bottom edges of the handout over to cover the mirror sheet.

Ask: **Where did you go? Are you hiding?**

Unfold the handout.

Say: **There you are! I can see you! God can see you, too! God loves you.**

► **GOD WANTS US TO MAKE GOOD CHOICES.**

## Adam, Adam

### What You'll Do ■■■■■■

Draw a face on your thumb with a washable marker. Close your fist with your thumb on the inside.

Say: **Adam tried to hide from God, but God found him. I think Adam is trying to hide again! Let's call him.**

Let children tap on the top of your fist as you say this rhyme:

**Adam, Adam, don't you hide!**

**God is calling. Come outside!** (*pop up thumb from fist*)

Draw faces on toddlers' thumbs. Help toddlers put their thumbs inside their fists. Tap the top of each child's fist as you repeat the rhyme.

Say: **God can see us no matter what. Sometimes we do wrong things, but**

► **GOD WANTS US TO MAKE GOOD CHOICES** because he loves us.



### Hide and Find Supplies

glue sticks

1 copy per child of the  
“Me!” handout (at the  
end of this lesson)

#### Teacher Pack

mirror sheets

### Hide and Find Easy Prep

Remove the Lesson 3  
pages from each My  
Bible Snuggles student  
book.

### Adam, Adam Supplies

washable marker



### Weaving Faith at Home Supplies

My Bible Snuggles or 1  
copy per child of the  
“Growing With Jesus”  
page (at the end of the  
lesson)

### Sing and Celebrate Supplies

CD player  
**Teacher Pack**  
CD: “Silly Adam”  
(track 4)

## Weaving Faith at Home

Have children take home their “Growing With Jesus” pages. Encourage parents to do the activities with children to help them grow with Jesus. By working together and focusing on the same goals, you and parents can help children weave faith into their lives!

Talk to your Director about emailing the FREE FamilyConnect to all your church’s families. Available at [group.com/digital](http://group.com/digital).

### 2-YEAR-OLD

## 1 GETTING STARTED

## Sing and Celebrate

### What You’ll Do ■■■■■■

Sing “Silly Adam” (track 4 on the CD) to the tune of “Alouette” anytime during the lesson.

🎵 **Silly Adam, silly, silly Adam.** (*roll your eyes and make a silly face*)  
**Silly Adam, you can’t hide from God.** (*cover your eyes with your hands*)  
**You can’t hide behind a tree,** (*put arms together in front of your face and flutter your fingers*)  
**Even if you’re on your knees!** (*touch your knees*)  
**On your back!** (*touch your back*)  
**In a sack!** (*cover eyes*)  
**Ohhhhhh!**  
 (*Repeat.*)

**Silly Adam, silly, silly Adam.** (*roll your eyes and make a silly face*)  
**Silly Adam, you can’t hide from God.** (*cover your eyes with your hands*)

Afterward, say: ► **GOD WANTS US TO MAKE GOOD CHOICES.**

As you sing “We Need God” (not on the CD) to the tune of “Ten Little Indians,” encourage 2-year-olds to stand up, sit down, and turn around. Have them cross their arms over their chests as you sing the second verse.

🎵 <b>We need God as we stand up.</b>	<b>Love the Lord with all your heart.</b>
<b>We need God as we sit down.</b>	<b>Love the Lord with all your heart.</b>
<b>We need God as we turn around</b>	<b>Love the Lord with all your heart,</b>
<b>To face a brand-new day.</b>	<b>Deuter-on-o-my 6:5.</b>

Afterward, say: ► **GOD WANTS US TO MAKE GOOD CHOICES.**



## 2

BIBLE  
EXPLORATION

## No Hiding Allowed

### What You'll Do ■■■■■■

Open your Bible to Genesis 3, and tell children this is God's special book. Set "The First Sin" poster on the floor.

Ask: **What things has God made?** (Be ready with examples such as grass, water, and people.)

Say: **God made everything and God made us. Today we're going to learn that we sometimes do wrong things, but ► GOD WANTS US TO MAKE GOOD CHOICES. God loves us.**

Have children gather on a large blanket. At one end of the blanket, set a bowl of fruit.

Say: **You may not touch the fruit until I say it's okay. You may stand up, lie down, or jump up and down on the blanket—but don't touch the fruit.** Turn your back and close your eyes for a few moments. Then turn back around.

Ask: **Did you stay away from the fruit?**

Point to Adam and Eve on "The First Sin" poster.

Say: **This is Adam and Eve. The Bible tells about a time God told Adam and Eve to stay away from a special fruit. It was hard for them to stay away from the fruit. Adam and Eve really wanted that fruit, so they decided to eat it anyway, even though God said no. Was that right?** Allow 2-year-olds to respond.

**No, that was wrong. Adam and Eve knew they made a wrong choice, so they tried to hide from God.** Help children cover Adam and Eve with the small paper or felt pieces. **Maybe Adam and Eve thought God wouldn't love them anymore because they did something wrong. But God still loved them. Let's call them out from their hiding place. Adam! Eve! Come out! God loves us!** Have children uncover the Adam and Eve figures in the poster. **God loves us, even when we do wrong things. ► GOD WANTS US TO MAKE GOOD CHOICES.** Allow children to clean their hands and eat fruit if they'd like.



### No Hiding Allowed Supplies

---

Bible  
large blanket  
bowl of fruit  
felt or colorful paper  
scissors  
wet wipes (optional)  
**Teacher Pack**  
"The First Sin" poster  
(from the Big Bible  
Poster Pack)

### ! ALLERGY ■ ALERT

### No Hiding Allowed Easy Prep

---

Cut felt or paper into  
2-inch squares.



### Choose Well Supplies

glue sticks  
My Bible Snuggles or 1  
copy per child of the  
“Me!” page (at the end  
of this lesson)  
**Teacher Pack**  
mirror sheets

### Choose Well Easy Prep

Remove the lesson 3  
pages from each My  
Bible Snuggles student  
book.

### Who’s Hiding? Supplies

table or a few chairs or  
a cardboard box

### Weaving Faith at Home Supplies

My Bible Snuggles or 1  
copy per child of the  
“Growing With Jesus”  
page (at the end of the  
lesson)

## 3

## WEAVING FAITH INTO LIFE

### Choose Well

#### What You’ll Do ■■■■■■

Set out the glue sticks, copies of the “Me!” page, and the mirror sheets.

Say: **Adam and Eve made a wrong choice, so they hid from God. We all do wrong things that we try to hide. But ► GOD WANTS US TO MAKE GOOD CHOICES because he loves us.**

Help children glue the “mirrors” onto their handouts. Then show them how to fold the top and bottom edges of their handouts into the center so the mirror sheets are hidden. Have children hold up their papers and say after you: **I can make good choices** (unfold the paper to reveal the mirror). **God sees me.**

### Who’s Hiding?

#### What You’ll Do ■■■■■■

Set a table or a few chairs on their sides. Have some children get behind the table, chairs, or box. Help the children on the other side say, “Where are our friends? We can’t find them.” Knock on the table and ask, “Who’s hiding?” Then have the children come out from behind the table or chair. Repeat this process until all the children have had a chance to hide.

Say: **God always sees us. Sometimes we do wrong things, but ► GOD WANTS US TO MAKE GOOD CHOICES because he loves us and he always sees us.**

### Weaving Faith at Home

Have children take home their “Growing With Jesus” pages. Encourage parents to do the activities with children to help them grow with Jesus. By working together and focusing on the same goals, you and parents can help children weave faith into their lives!

Talk to your Director about emailing the FREE FamilyConnect to all your church’s families. Available at [group.com/digital](http://group.com/digital).



# Growing With Jesus

Your child learned that God wants us to make good choices (from Genesis 3). Your child participated in one of the following activities today. You can use these activities with your child to help your child grow with Jesus throughout the week.

## INFANT

### Where's Baby?

Gently toss a small blanket over your baby's eyes.

Ask: **Where's baby?** Pull off the blanket.

Say: **There you are! God sees you! God wants us to make good choices because he loves us.**

Repeat the game as long as your baby is interested. If your baby is older, he or she can put the blanket in front of his or her own eyes.

## TODDLER

### Adam, Adam

Draw a face on your thumb with a washable marker. Close your fist with your thumb on the inside.

Say: **Adam tried to hide from God, but God found him. I think Adam is trying to hide again! Let's call him.**

Let your child tap on your fist as you say this rhyme:

**Adam, Adam, don't you hide! God is calling. Come outside!** (*pop up thumb from fist*)

Draw a face on your toddler's thumb. Have your child put the thumb inside his or her fist. Tap your child's fist as you repeat the rhyme.

Say: **We can't hide from God. Sometimes we do wrong things, but God wants us to make good choices because he loves us.**

## 2-YEAR-OLD

### Who's Hiding?

Set a table or chair on its side, and have your child get behind it. Stand on the other side of the table or chair.

Say: **Where is my friend? I can't find my friend.** Knock on the table. **Who's hiding?** Then have your child come out from behind the table.

Say: **You don't have to hide from God. Sometimes we do wrong things, but God still loves us. God wants us to make good choices.**



### Right or Wrong

Consistent, loving discipline is so important for young children. If you communicate that an action is wrong on one day but okay the next, your child will become confused about what's right and wrong. If you make a rule in your home, enforce it consistently.



Use these ideas to help your child become a FaithWeaver:

- Teach responsibility by offering your child reasonable choices. For example, you might ask, "Do you want milk or apple juice to drink?"
- Every time you feel impatient with your child, hug him or her.

**OK  
TO COPY**


## Adam and Eve



**OK**  
TO COPY



# Me!



**OK**  
TO COPY

