



Jesus Is Tried and Crucified

Luke 19:28-40; 23:1-49

“Love” is an abstract concept. Fifth- and sixth-graders are just entering adolescence, the time their minds are beginning to grasp abstracts. Help your students see the concrete aspects of love, such as showing love through actions, but also help them understand that love is commitment-oriented rather than feeling-based. Jesus demonstrated his love for the world through his death and resurrection. However, Jesus surely didn’t feel like dying.



► Bible Point

Jesus died to take the punishment for our sins.

Key Verse

“But God demonstrates his own love for us in this: While we were still sinners, Christ died for us” (Romans 5:8).


Weaving Faith Into Life

Children will praise Jesus for the price he paid to take the punishment for our sins.

LESSON	WHAT KIDS DO	SUPPLIES	EASY PREP
1 Getting Started	Who Am I? <i>(about 10 min.)</i> Have others guess what kind of servant they represent through role-play.		
2 Bible Exploration	Suffering Servants <i>(about 30 min.)</i> Experience servanthood and its results, and then compare that to Jesus and his experience.	Bibles, Bible Buzz, pens, CD player Teacher Pack: CD	Tear out the Lesson 4 pages from each Bible Buzz student book.

Bold text within the lesson is spoken text.





LESSON	WHAT KIDS DO	SUPPLIES	EASY PREP
3 Weaving Faith Into Life	Purposeful Postures <i>(about 20 min.)</i> Assume an uncomfortable posture, and then discuss the effects of sin and the role of confession in accepting what Jesus has done for them.	Bible, books	
4 Lasting Impressions	Daily Challenges <i>(about 5 min.)</i> Choose a Daily Challenge to apply God's Word.	Bible Buzz	
	Weaving Faith at Home <i>(about 2 min.)</i> Talk about how to share what they learned with their families.		

Bold text within the lesson is spoken text.





Jesus Is Tried and Crucified

Luke 19:28-40; 23:1-49

BIBLE BACKGROUND
FOR LEADERS

Jesus Enters Jerusalem on a Donkey

.....

Jesus entered the city riding a colt in order to fulfill the Messianic prophecy in Zechariah 9:9. This was a sign that Jews had been watching for. In addition, a king riding a horse indicated that the king was going into battle, whereas a king riding a donkey was a symbol of peace.

Pilate Orders Jesus Crucified

.....

Pilate, the Roman governor of Judea, had been less than pleasant to the Jews during his rule. He had taken money from the Temple treasury for a city water project and had brought images from the Roman Empire into the city of Jerusalem. But he knew not to go too far in his irritation of the Jews. If too many complaints about him reached Rome, he might lose his position. So he was likely feeling insecure when the Jews came to him with their request to crucify Jesus. Thus, even though it appears that Pilate felt Jesus was innocent, he was unwilling to stand up against the Jews.

It is significant that Jesus was crucified between two criminals. To the Jews, this indicated that he was a criminal. It seems likely that the religious leaders had exerted their influence to arrange for this positioning as one more way to humiliate Jesus.

Darkness Falls When Jesus Is Crucified

.....

When Jesus died, the skies became dark from noon until 3 o'clock in the afternoon when the sun would normally have been at the height of its brilliance. There is no way to explain this darkness as a natural phenomenon. God must have darkened the sun. The centurion mentioned in Luke 23:47 was a Roman soldier, loyal to the emperor. Something about what

happened as Jesus died made a difference in that man's life. Everyone who witnessed Jesus' death seemed to sense that something very wrong had happened (Luke 23:48).

The Jesus Connection

.....

With all the demands on our time and attention, it's easy to forget that everything in this life is about Jesus. This one truth is woven into the very fabric of creation. What an honor to be in a loving relationship with Jesus!

Pick up a rock. What does it tell you about God? Its mere existence is a testimony to the greatness of a Creator with no beginning or end. Invest five minutes in praising God, who created you and loves you. You can write your prayer of praise here.





1 GETTING STARTED

Who Am I?

What You'll Do ■■■■■■

Welcome kids warmly as they arrive, and ask them how their week went. Say: **Close your eyes and think of a person who serves others: a plumber, a teacher, or a parent, for example.** Pause. **Consider the kinds of things that person does and says. How would they stand? What would they do with their hands while talking to people? What would they say?** Pause. **Now stand up and become that person. As you mill around the room, encourage others to guess who you are through what you say and do. You can open your eyes for that part.**

After a minute or so, gather kids back together.

Talk With Kids ■■■■

Lead kids in this discussion.

Ask:

- Who did you represent?
- How did your actions help others know who you represented?
- What does the person you represented do for others?
- What do you do for others? Why?
- How does the way you serve others help them know who you are?

Say: **We all do things for other people—sometimes because we have to and sometimes because we want to. But God has done some very important things for us because he loves us so much. Today we're going to learn why ► JESUS DIED TO TAKE THE PUNISHMENT FOR OUR SINS.**

2 BIBLE EXPLORATION

Suffering Servants

What You'll Do ■■■■■■

Secretly assign students one of these three roles (or get volunteer help from an adult to speed up the process!):

Servant: Find ways to help others in this room. For example, you could offer to tie someone's shoe or give someone a Bible for the next activity.


Suffering Servants Supplies

Bibles
Bible Buzz
pens
CD player
Teacher Pack
CD: "The Trial" (track 8)

Suffering Servants Easy Prep

Tear out the Lesson 4
pages from each Bible
Buzz student book.





Receiver: Allow others to help you if they offer.

Rejecter: Don't allow anyone to help you, no matter what.

Assign most students to be rejecters, a few to be servants, and even fewer to be receivers. For example, if you have 15 students, you could assign 7 rejecters, 5 servants, and 3 receivers.

Tell kids they have two minutes to perform their assigned roles.

Ask:

- **What happened during this experience?**
- **How did this experience make you feel? Explain.**
- **Servants, was it easy or hard to serve others? Explain.**
- **If you had to live among and serve people who constantly rejected you, how do you think you would feel?**

Ask students to form groups of five and to number off. Then assign numbers one through five to different areas of your room, and ask preteens to form five new groups based on their numbers. Assign each group one of the following passages: Luke 19:28-40; Luke 23:1-12; Luke 23:13-25; Luke 23:26-38; and Luke 23:39-49. Have students find the "Are You a Servant?" section in Bible Buzz and follow the instructions.

Talk With Kids ■■■■

Lead kids in this discussion.

Ask:

- **Who in this story would you describe as a servant? a rejecter? a receiver?**
- **What did they do to qualify as a servant, a rejecter, or a receiver?**
- **If you could be anyone in our Bible story, who would you be? Explain.**

Say: **We're going to listen to a dramatic retelling of Jesus' trial. While you listen, close your eyes and imagine yourself in the crowd at the trial. Imagine what it would have been like to be there. What do you think it would have looked like, felt like, and smelled like?**

Play "The Trial" (track 8 on the CD). Allow a moment of silence after the track has finished for the dramatic effect to sink in.

Ask:

- **What do you think it would have been like at Jesus' trial?**
- **Jesus was silent during most of this drama. What do you think he was thinking and feeling? Explain.**
- **What did Jesus do for the people in today's Bible passage? What did he do for us?**





Purposeful Postures Supplies

Bible
books

3 WEAVING FAITH INTO LIFE

Purposeful Postures

What You'll Do ■■■■■■

Ask students to stand, bend over, and grab their shins. Then place a book on each person's back. Have them mill around the room for a minute or so. If their books fall off, just ask them to replace the books on their backs and keep milling. Girls who are wearing dresses or students who are physically unable to perform this activity may choose to balance a book on another part of their bodies such as their heads or hands.

Talk With Kids ■■■■

After a minute, ask students to stand still in the same position with their books still on their backs, even if it's uncomfortable, and discuss these questions:

Ask:

- How comfortable are you feeling? Explain.
- What would life be like if this were your posture all the time?
- How might your book in this activity be like sin in your life?


While kids remain bent over, read the Key Verse, Romans 5:8, aloud: **“But God demonstrates his own love for us in this: While we were still sinners, Christ died for us.”**

Ask:

- Who is the “we” in this verse referring to?
- What does this verse tell you about what Jesus did for us?

Say: **Just as the criminal on the cross recognized his sin and his need for Jesus' salvation, we need to confess our sin and allow Jesus into our lives. ► JESUS DIED TO TAKE THE PUNISHMENT FOR OUR SINS, and sin no longer has power over those who believe in him.**

Ask students to kneel carefully with the books on their backs, and allow 30 seconds of silent confession. Close with a sentence prayer of thanksgiving, and then ask students to stand and let the books fall off their backs, symbolic of Jesus having washed their sins away.



4 LASTING IMPRESSIONS

Daily Challenges

What You'll Do ■■■■■■

Say: **Jesus loves you so much that he died so that you can know him and live with him forever. In response, I'd like you to complete this sentence to determine this week's Daily Challenge: "Because Jesus loves me enough to die for me, this week I will ____."** Think of a way you can express your gratefulness and love for Jesus in response to his love for you.

Allow time for volunteers to share their commitments with the group. Encourage everyone to respond, but do allow students who appear uncomfortable to pass.

Make sure you choose a Daily Challenge as well, and tell the kids what you chose. Kids will be more inclined to follow through on their commitments when they see you doing the same.

Talk With Kids ■■■■

Lead kids in this discussion.

Ask:

- **What's a practical way you're going to do your Daily Challenge? Include a time, a place, and other ideas.**

Say: ► **JESUS DIED TO TAKE THE PUNISHMENT FOR OUR SINS. Let's recognize that by following through on our Daily Challenges this week.**

Weaving Faith at Home

Encourage kids to talk with their parents about the Daily Challenges they chose and what they learned about Jesus' death. Kids can also do the activities in the "HomeConnect" section of their Bible Buzz pages with their families.

Talk to your Director about emailing the FREE FamilyConnect to all your church's families. Available at group.com/digital.

To close, pray and thank Jesus for his death for our sins, and pray for the students to follow through with their commitments this week.



Daily Challenges Supplies

Bible Buzz



