



The Israelites Build the Tabernacle

Exodus 35:4–36:38

Preteens are longing to feel significant and grown up. Most are tired of being kids, and they want the same privileges and challenges they perceive teenagers to have. Yet most preteens don't have the initiative to find or create opportunities for themselves. Use this lesson to help them use their enthusiasm in positive ways by showing them how they can take on important responsibilities to use their gifts.



► **Bible Point**
We all can serve God.

LESSON	WHAT KIDS DO	SUPPLIES	EASY PREP
1 Getting Started	Job Interviews <i>(about 15 min.)</i> Interview each other for a job.	Bible Buzz, tape, pens	Tear out the Lesson 7 pages from each Bible Buzz student book.
2 Bible Exploration	Help Wanted <i>(about 25 min.)</i> Fill out résumés for the work they hope to do for God as they learn about the Israelites building the Tabernacle.	Bibles, Bible Buzz, pens, paper	




Key Verse
“And whatever you do, whether in word or deed, do it all in the name of the Lord Jesus, giving thanks to God the Father through him” (Colossians 3:17).

Weaving Faith Into Life
Kids will use their gifts to serve God.

Bold text within the lesson is spoken text.





LESSON	WHAT KIDS DO	SUPPLIES	EASY PREP
<p>3</p> <p>Weaving Faith Into Life</p>	<p>Service Commitments <i>(about 20 min.)</i> Identify gifts they can use to serve in the church, and commit to serving.</p>	<p>Bible, Bible Buzz, pens, CD player, 1 copy per preteen of the lyrics page (at the end of this lesson) Teacher Pack: CD, "Service Commitment" cards</p>	<p>Separate the "Service Commitment" cards.</p> 
<p>4</p> <p>Lasting Impressions</p>	<p>Daily Challenges <i>(about 5 min.)</i> Choose a Daily Challenge to apply God's Word.</p>	<p>Bible Buzz Teacher Pack: "Service Commitment" cards</p>	
	<p>Weaving Faith at Home <i>(about 2 min.)</i> Talk about how to share what they learned with their families.</p>	<p>"Service Commitment" cards</p>	

Bold text within the lesson is spoken text.





Job Interviews Supplies

Bible Buzz
tape
pens

Job Interviews Easy Prep

Tear out the Lesson 7
pages from each Bible
Buzz student book.

1 GETTING STARTED

Job Interviews

What You'll Do ■■■■■■

Welcome kids warmly as they arrive, and ask them how their week went.

Distribute pens and this week's Bible Buzz pages, and have kids turn to the "Help Wanted" section. Say: **Take a few minutes to think of two jobs you'd like to hire someone to do for you. It could be anything from a chore you don't enjoy doing to a superhero-like task. Write two want ads.** Allow a couple of minutes.

When kids are done with their want ads, have them tape their Bible Buzz pages to a wall with the want ads showing. Give kids a minute or two to look over the want ads and choose which ones they'd like to apply for. Have kids spend five minutes walking around and interviewing each other for the jobs they've posted. After kids have bargained on pay and had a chance to interview each other, have them take down their Bible Buzz pages and sit in a circle.

Talk With Kids ■■■■

Lead kids in this discussion.

Ask:

- How did you decide which jobs you wanted to apply for?
- What were your primary criteria in choosing a person to hire?
- What's one way you can make yourself available to do jobs for God?

Say: **Having meaningful work is important. As you get older, you'll get the chance to apply for jobs, and maybe you'll even get to hire other people. Thousands of years ago, many of God's people pitched in and built a special place to worship God while they traveled in the desert. Let's look at how they served God as we discover that ► WE ALL CAN SERVE GOD.**



2 BIBLE EXPLORATION

Help Wanted

What You'll Do

Say: **God wanted the Israelites to build a Tabernacle—a place that would remind them that God was always with them. The Tabernacle would be a beautiful tentlike structure where the Israelites would meet with God. To make it, God used the skills and gifts of every person in the giant group of Israelites.**

Distribute paper and pens. Have kids form pairs, and make sure each pair has a Bible. Ask pairs to read aloud Exodus 35:4-9, pausing as they notice the types of things God is asking the Israelites for and writing down their observations. Then have the pairs continue with Exodus 35:10-21, looking for the skills God's asking for and writing them down.

When they're done, have pairs write their own résumés, using God's requests for their résumé. Say: **Use the questions on the "My Gifts" section of your Bible Buzz pages to help you determine what should go on your résumé to help build the Tabernacle. God asked people for their gifts, so include what you could give to God. God asked people for their skills, so include your skills, whether you're artistic, musical, mathematical, or skilled in writing. God asked people for their strength, so list things you can do because of your strength, whether sports or other hobbies.**

Now that you've looked at what your skills are, take some time to determine what you could do with your skills and gifts and strength to contribute to God's Tabernacle. Have partners help each other write a résumé based on the skills and gifts and strengths they listed earlier.

Talk With Kids

Lead kids in this discussion.

Ask:

- **Thinking of your résumé, what do you think you could do to serve God?**
- **Why do you think it's important for each person to be part of God's plan?**
- **Explain what you think of the fact that some people want to do things you don't enjoy doing.**

Say: **The Israelites served God by building a Tabernacle. ► WE ALL CAN SERVE GOD, too. He's prepared each of us with skills and abilities that are unlike anyone else's. We enjoy different things and can each play a different part in God's work. Let's see how we can do that.**



Help Wanted Supplies

-
- Bibles
 - Bible Buzz
 - pens
 - paper





Service Commitments Supplies

Bible
Bible Buzz
pens
CD player
1 copy per preteen of
the lyrics page (at the
end of this lesson)

Teacher Pack

CD: "Whatever You
Do" (Colossians 3:17)
(track 13)
"Service Commitment"
cards

Service Commitments Easy Prep

Separate the "Service
Commitment" cards.

3 WEAVING FAITH INTO LIFE

Service Commitments

What You'll Do ■■■■■■


Say: ► **WE ALL CAN SERVE GOD.** Look at the things you wrote on your Bible Buzz page and your résumé. Answer this question to yourself: "How can I serve God in my daily life?"

Distribute the "Service Commitment" cards. Have kids spend a few minutes alone looking at their résumés and the "My Gifts" section on their Bible Buzz pages. When they're ready, they can write down a service commitment on the back of the card and then sign it.

Have kids find the Key Verse, Colossians 3:17, on their Bible Buzz pages. Ask a willing preteen to read Colossians 3:17 aloud: "And whatever you do, whether in word or deed, do it all in the name of the Lord Jesus, giving thanks to God the Father through him."

Say: **To help us remember this important verse, let's sing a song about it.**

Hand out copies of the lyrics. Play "Whatever You Do" (Colossians 3:17) (track 13 on the CD). Lead kids in singing along, referring to the lyrics pages.

 **Whatever, whatever,
What-what-what-what-whatever.
Whatever, whatever,
What-what-what-what-whatever.**

**And whatever you do,
Whether in word or deed,
Do it all in the name
Of the Lord Jesus.
And whatever you do,
Whether in word or deed,
Do it all in the name
Of the Lord Jesus.**

**Giving thanks to God the Father through him,
Giving thanks to God the Father through him,
Giving thanks to God the Father through him,
Giving thanks to God the Father through him.**

**And whatever you do,
Whether in word or deed,
Do it all in the name
Of the Lord Jesus.**





And whatever you do,
Whether in word or deed,
Do it all in the name
Of the Lord Jesus.

Giving thanks to God the Father through him,
Giving thanks to God the Father through him,
Giving thanks to God the Father through him,
Giving thanks to God the Father through him.

And whatever you do,
Whether in word or deed,
Do it all in the name
Of the Lord Jesus.
And whatever you do,
Whether in word or deed,
Do it all in the name
Of the Lord Jesus.

Whatever, whatever,
What-what-what-what-whatever.
Whatever, whatever,
What-what-what-what-whatever.

“Whatever You Do” (Colossians 3:17) by Jay Stocker. © 2006 Group Publishing, Inc. All rights reserved.

When kids have sung the song once, have them sing it again, this time making up their own motions for how they could cooperatively serve God. They could do anything they want, as long as they all have a role to play. Have them do the motions as they sing.

Talk With Kids ■■■■

Lead kids in this discussion.

Ask:

- What does it mean to serve God?
- Why is it important to work together to serve God?
- What’s one way you want to serve God in an everyday task this week?

Say: ► **WE ALL CAN SERVE GOD.** Let’s serve God this week by offering him our service. The Israelites served God all together. They gave their gifts, talents, and strength to God and built his Tabernacle. ► **WE ALL CAN SERVE GOD** in our own ways, too, and the best part is we can work together to do it.





Daily Challenges Supplies

Bible Buzz
Teacher Pack
“Service Commitment”
cards

Weaving Faith at Home Supplies

“Service Commitment”
cards

4 LASTING IMPRESSIONS

Daily Challenges

What You’ll Do ■■■■■■

Say: **Let’s think this week about how ► WE ALL CAN SERVE GOD.**

Have kids commit to doing the service they wrote on their “Service Commitment” cards as a Daily Challenge this week.

Make sure you choose a Daily Challenge as well, and tell the kids what you chose. Kids will be more inclined to follow through on their commitments when they see you doing the same.

Talk With Kids ■■■■

Lead kids in this discussion.

Ask:

- **What’s a practical way you’re going to do your Daily Challenge? Include a time, place, and other ideas.**

Say: **The Israelites all served God as they built the Tabernacle with the skills and items God gave them. Let’s practice ways ► WE ALL CAN SERVE GOD, too, by following through with our Daily Challenges this week.**

Weaving Faith at Home

Encourage kids to talk with their parents about the Daily Challenges they chose and what they learned about serving God. Kids can also do the activities in the “HomeConnect” section of their Bible Buzz pages with their families.

Talk to your Director about emailing the FREE FamilyConnect to all your church’s families! Available at group.com/digital.

Have kids hold their “Service Commitment” cards as they pray silently for God to help them serve him.



Lyrics ■■■■

Whatever You Do (Colossians 3:17)

Whatever, whatever,
What- what- what- what- whatever.
Whatever, whatever,
What- what- what- what- whatever.

And whatever you do,
Whether in word or deed,
Do it all in the name
Of the Lord Jesus.
And whatever you do,
Whether in word or deed,
Do it all in the name
Of the Lord Jesus.

Giving thanks to God the Father
through him,
Giving thanks to God the Father
through him,
Giving thanks to God the Father
through him,
Giving thanks to God the Father
through him.

And whatever you do,
Whether in word or deed,
Do it all in the name
Of the Lord Jesus.
And whatever you do,
Whether in word or deed,
Do it all in the name
Of the Lord Jesus.

Giving thanks to God the Father
through him,
Giving thanks to God the Father
through him,
Giving thanks to God the Father
through him,
Giving thanks to God the Father
through him.

And whatever you do,
Whether in word or deed,
Do it all in the name
Of the Lord Jesus.
And whatever you do,
Whether in word or deed,
Do it all in the name
Of the Lord Jesus.

Whatever, whatever,
What- what- what- what- whatever.
Whatever, whatever,
What- what- what- what- whatever.

“Whatever You Do” (Colossians 3:17) by Jay Stocker. © 2006
Group Publishing, Inc. All rights reserved.



OK
TO COPY



