

Jesus Sends Power From God

Acts 2:1-21

Kids this age can easily understand God’s power. Many remember hearing about Moses and the Israelites crossing the Red Sea, or Noah and the ark. But while they understand God’s power in these Bible passages, they feel intimidated when they think that same power can be manifested in their lives. As you teach this lesson, help them understand that God wants to accomplish incredible things through them. And he wants to give them the power through his Holy Spirit.




► **Bible Point**
God gives us the Holy Spirit.

Key Verse

“But the Counselor, the Holy Spirit, whom the Father will send in my name, will teach you all things and will remind you of everything I have said to you” (John 14:26).


Weaving Faith Into Life

Kids will serve God with the help of the Holy Spirit.


LESSON	WHAT KIDS DO	SUPPLIES	EASY PREP
<p>1 Getting Started</p>	<p>Fruit Basket Upset <i>(about 10 min.)</i> Play a chaotic game that shows how we need help in our sometimes-chaotic lives.</p>	<p>chairs</p>	<p>Set up chairs in a circle, with 1 less chair than there are kids.</p>
<p>2 Bible Exploration</p>	<p>Into the Light <i>(about 15 min.)</i> Try reading something in the dark and then in the light.</p>	<p>Bible, Bible Buzz Teacher Pack: Bible Timeline</p> 	<p>Tear out the Lesson 13 pages from each Bible Buzz student book. Cover the windows in your room so that you can make the room almost completely dark for this activity.</p>
	<p>Pentecost Posters <i>(about 20 min.)</i> Explore Acts 2:1-21, and create posters about the event.</p>	<p>Bibles, Bible Buzz, markers, CD player, 2 poster boards, scissors, tape Teacher Pack: CD</p>	<p>Cut the poster boards in half.</p>

Bold text within the lesson is spoken text.



LESSON	WHAT KIDS DO	SUPPLIES	EASY PREP
3 Weaving Faith Into Life	Thank You, Lord <i>(about 10 min.)</i> Receive gifts, and talk about the gift of the Holy Spirit.	1 copy per person of the “John 14:26” handout (at the end of this lesson), markers, gift bag	Make enough copies of the “John 14:26” handout for each preteen to have 1. Fold the copies and put them in a gift bag.
	Candle Closing <i>(about 10 min.)</i> Prayerfully affirm the gift of the Holy Spirit, and commit to serving God.	electric camping lantern (or flashlight) Teacher Pack: “Flame” stickers 	
4 Lasting Impressions	Daily Challenges <i>(about 5 min.)</i> Choose a Daily Challenge to apply God’s Word.	Bible Buzz	
	Weaving Faith at Home <i>(about 2 min.)</i> Talk about how to share what they learned with their families.		

Bold text within the lesson is spoken text.



Jesus Sends Power From God

Acts 2:1-21

BIBLE BACKGROUND
FOR LEADERS



Passover

.....

Fifty days after the Passover celebration, the Jews celebrated the Feast of Weeks, otherwise known as Pentecost. Jerusalem was crowded with Jews from many surrounding areas who had gathered in the holy city for the feast. Many spoke languages other than the Aramaic and Greek that were most common in Palestine at that time. God set the stage for a miraculous display of his power through the Holy Spirit.

We could take a long time discussing the sound, the tongues of fire, and who was present for all this as described in Acts 2:1-3, but what’s important to glean from this passage is that the Holy Spirit came upon Christians in a new and powerful way, enabling them to better spread the good news about Jesus. They were filled with God’s Holy Spirit.

Speaking in Other Tongues?

.....

We could also take a long time explaining the term “speak in other tongues” (Acts 2:4), but instead we’ll simply examine the event described in this passage. The disciples were able to speak so that people from many different nations could hear them in their respective languages. Speaking in a language that the speaker had never learned does not necessarily mean that what is spoken is a message from God. In this passage, however, we’re given the evidence to verify God as the source of the message: The disciples were “declaring the wonders of God.”

Peter: A Changed Man

.....

Notice who takes the lead in verse 14 and the powerful message he gives. Could this be the same Peter who, only seven weeks earlier, had three times denied even knowing Jesus? The same Peter who had hidden with the other disciples behind locked

doors for fear? Indeed it is. Peter’s experience with the risen Christ and his being filled with the Holy Spirit made Peter a new person.

The Jesus Connection

.....

Peter had no delusions about the source of the power. God sent the Holy Spirit to empower his people to further his kingdom. Jesus had told his followers before he ascended to heaven that they were to wait in Jerusalem for the Holy Spirit to come upon them. They needed the power of the Holy Spirit to spread the good news.

When God has something big for us to do, he’ll empower us to do it. And God may use us in remarkable ways if we’re willing to follow the leading of the Holy Spirit. Pray and ask God how he wants to use your life for his glory. Trust him to empower you to accomplish his plans. You can write your prayer here.





Fruit Basket Upset Supplies

chairs

Fruit Basket Upset Easy Prep

Set up chairs in a circle,
with 1 less chair than
there are kids.

Into the Light Supplies

Bible
Bible Buzz
Teacher Pack
Bible Timeline

Into the Light Easy Prep

Tear out the Lesson 13
pages from each Bible
Buzz student book.
Cover the windows in
your room so that you
can make the room
almost completely dark
for this activity.

1 GETTING STARTED

Fruit Basket Upset

What You'll Do ■■■■■■

Welcome kids warmly and ask them how their week went. Choose one person to stand in the middle of the circle, and have everyone else sit in a chair.

Choose four fruits, such as kiwis, apples, oranges, and bananas. Assign each preteen to be one of the fruits.

Say: **Okay, the person in the middle is going to shout out one of the four fruits. If you're one of those fruits, you have to hop up and try to find a new chair—and it has to be at least two chairs away from your current chair. The person in the middle is also trying to snag one of the chairs. Whoever is left without a chair is now in the middle and we do it again.**

Play a few rounds as time allows.

Talk With Kids ■■■■

Lead kids in this discussion.

Ask:

- What made this game so difficult?
- How has your life resembled this game?


Say: **Sometimes life is chaotic, just like this game. We're trying to run around and figure out where we belong. But we have a helper! Let's learn how ► GOD GIVES US THE HOLY SPIRIT to help us.**

2 BIBLE EXPLORATION

Into the Light

What You'll Do ■■■■■■

Show kids the “Jesus Sends Power From God” picture on the Bible Timeline. Dim the lights and make your room as dark as possible. Then distribute this week's Bible Buzz pages, and instruct kids to read the “John 14” section. They'll have trouble reading it in the dim light. If kids pull out their phones, don't correct them. You can use that as a teachable moment during the discussion.



After letting them struggle for a few minutes, complain that it's just too dark to read. Flip on a light switch so the room is illuminated. Give them time to read the passage, and then continue the discussion.

Talk With Kids

Lead kids in this discussion.

Ask:

- Do you generally find the Bible easy or hard to read? Explain.
- Talk about a time you felt “in the dark” about reading your Bible.

If kids pulled out their phones, ask:

- Why did you pull out your phone?

Read aloud John 14:26; 16:5-7, 12-13.

Say: **Sometimes we have a hard time seeing what's going on. We don't understand, or we feel “in the dark.” When the Holy Spirit came to the disciples, it was as if a light had been turned on for them. Today we'll explore what happened when Jesus sent the Holy Spirit to his disciples. We'll learn that ► GOD GIVES US THE HOLY SPIRIT to help us.**

Pentecost Posters

What You'll Do

Divide kids into four groups—a group can be a single person.

Say: **Today we're going to explore one of the most important parts of the Bible. We often talk about God the Father and Jesus the Son, but we don't often talk about the third part of the Trinity: the Holy Spirit. Jesus had just gone to heaven, but he wanted to leave us with a helper. I'm going to have each group focus on a different aspect of this passage. You'll read it together and take notes on what you observe on your Bible Buzz pages. Then each group is going to create a poster about the events in your section.**

Group 1: Acts 2:1-21—Focus on the people.

Group 2: Acts 2:1-21—Focus on the setting.

Group 3: Acts 2:1-21—Focus on the signs of the Holy Spirit.

Group 4: Acts 2:1-21—Focus on the sounds.

While kids work, play “Don't Whistle While You Work” (track 12 on the CD). It's quiet, acoustic music that will provide background “white noise” while your kids work.

Give kids about three minutes to read their sections and take notes, and then encourage them to move on to creating their posters. After 10 minutes, collect the posters and hang them on a wall.

Then have groups come up one at a time to explain what is happening on their poster.



Pentecost Posters Supplies

- Bibles
- Bible Buzz markers
- CD player
- 2 poster boards
- scissors
- tape
- Teacher Pack**
- CD: “Don't Whistle While You Work” (track 12)

Pentecost Posters Easy Prep

- Cut the poster boards in half.





Thank You, Lord Supplies

1 copy per person of the
“John 14:26” handout
(at the end of this
lesson)
markers
gift bag

Thank You, Lord Easy Prep

Make enough copies
of the “John 14:26”
handout for each
preteen to have 1. Fold
the copies and put them
in a gift bag.

Talk With Kids ■■■■

Lead kids in this discussion.

Ask:

- Which of the things that happened here was the most amazing to you?
- How have you felt God help you in your life?
- What are some practical ways the Spirit can help us in our lives?

Say: Sometimes we need help. It might be help knowing the right words to say or how to interpret a passage of Scripture. Or it might be help with following God’s leading.

► GOD GIVES US THE HOLY SPIRIT as a helper. Let’s explore what that means.

3 WEAVING FAITH INTO LIFE

Thank You, Lord

What You’ll Do ■■■■■■

Gather kids in front of you, and keep the gift bag behind you.

Ask:

- If I could give you one thing that would help you live up to the plan God has for you, what would it be?

Say: **Well, I have great news for you!** Pull out the gift bag. **I have a gift for each of you! This gift will help you find the power you need to serve God.**

Have kids each pull out one copy of the verse, but tell them not to say anything about it until everyone has a copy. Then have one person read aloud the Key Verse from the paper: “But the Counselor, the Holy Spirit, whom the Father will send in my name, will teach you all things and will remind you of everything I have said to you.”

Distribute markers, and give kids a few minutes to decorate the verse paper to look like a gift-wrapped package.

Talk With Kids ■■■■

Lead kids in this discussion.

Ask:

- What’s so special about the gift I gave you?
- How is the Holy Spirit like a gift?
- How does the Holy Spirit teach us?
- Why do you think the Holy Spirit is called a counselor?
- How does knowing these things about the Holy Spirit provide comfort?

Say: **The day the Holy Spirit came changed everything. Let's take some time to show our appreciation to God for the presence of his Holy Spirit in our lives.**
 ► **GOD GIVES US THE HOLY SPIRIT—to help us know truth and grow in our faith. Let's thank God for his gift of the Holy Spirit.**

Candle Closing

What You'll Do

Use this activity to illustrate in a memorable way the role of the Holy Spirit in our lives. Ask kids to sit in a circle while you dim the lights.

Say: **God sent the Holy Spirit to help us know truth and grow in our faith—and to guide us! Think about this next question without responding aloud.**

Ask:

- **Are you letting the Holy Spirit guide you?**

Put the “Flame” stickers in the middle of the circle.

Say: **Sometimes the world is dark and we're not sure what we're doing because we don't have a light to guide our way.**

Turn on the lantern or flashlight.

Say: **If you have the Holy Spirit in your life, or if you would like to, please come up and take one of these stickers. These represent the power of the Holy Spirit in our lives. God's Holy Spirit is a gift that comes only from him.**

When everyone who wishes to respond has done so, ask kids to keep their eyes open and look at the lantern, which represents God, and pray, thanking God for sending the Holy Spirit. Then turn the lights on, and ask kids to take home their “Flame” stickers.

Talk With Kids

Lead kids in this discussion.

Ask:

- **How can you rely on the Holy Spirit this week?**

Say: **The Holy Spirit is always at work in our lives, shining light on God's Word, leading us and calling us to love and follow God! When the Holy Spirit came, the disciples' ministry took off in amazing ways.** ► **GOD GIVES US THE HOLY SPIRIT to help us love God and serve him.**



Candle Closing Supplies

.....
 electric camping lantern
 (or flashlight)

Teacher Pack
 “Flame” stickers



Daily Challenges Supplies

Bible Buzz

4 LASTING IMPRESSIONS

Daily Challenges

What You'll Do ■■■■■■

Say: ► **GOD GIVES US THE HOLY SPIRIT.** Let's think about how we can rely on the Holy Spirit this week.

Have kids find this week's Daily Challenges on their Bible Buzz pages and choose one to do this week. They can choose one or more of these three options:

- **Spend time listening for the Holy Spirit this week. When you think you hear the Spirit leading you, follow the leading!**
- **Talk to someone about Jesus this week. Before you do, pray that the Holy Spirit would help you say the right words, words that person needs to hear.**
- **Spend some time reading the Bible. Before you begin, pray that the Holy Spirit would help you understand what you're reading and give you insight into what God wants you to get out of the passage.**

Make sure you choose a Daily Challenge as well, and tell the kids what you chose. Kids will be more inclined to follow through on their commitments when they see you doing the same.

Talk With Kids ■■■■

Lead kids in this discussion.

Ask:

- **What's a practical way you're going to do your Daily Challenge? Include a time, place, and other ideas.**

Say: **When the Holy Spirit came, it was God giving us a new power now that Jesus was going back to heaven to be with his Father. ► GOD GIVES US THE HOLY SPIRIT to help us learn and do the right things. Let's allow the Holy Spirit to work through us as we follow through with our Daily Challenges.**

Weaving Faith at Home

Encourage kids to talk with their parents about the Daily Challenges they chose and what they learned about God giving us the Holy Spirit. Kids can also do the activities in the “HomeConnect” section of their Bible Buzz pages with their families.

Talk to your Director about emailing the FREE FamilyConnect to all your church’s families! Available at group.com/digital.

Share this benediction as kids leave:

Say: **May the Counselor, the Holy Spirit, whom the Father sent in Jesus’ name, teach you all things and remind you of everything Jesus said. Amen.**



John 14:26



*“But the Counselor,
the Holy Spirit,
whom the Father will
send in my name,
will teach you all things
and will remind you of everything
I have said to you.”*

OK
TO COPY