

Philip Tells the Ethiopian About Jesus Acts 8:26-40

While most fifth- and sixth-graders aren't in a position to make big life decisions, they're often making decisions that feel big to them. They're asking, "Why would we want God to lead us?" Use this lesson to teach preteens that even though they might not know where he's leading them, they can trust God to lead them to the perfect place. He is holy, and wholly trustworthy.



► Bible Point
Follow where God leads.

Key Verse

"Trust in the Lord with all your heart and lean not on your own understanding; in all your ways acknowledge him, and he will make your paths straight" (Proverbs 3:5-6).


Weaving Faith Into Life

Kids will seek God's guidance in a specific way in their lives.

LESSON	WHAT KIDS DO	SUPPLIES	EASY PREP
1 Getting Started	Deconstructing Instructions <i>(about 10 min.)</i> Try to follow a long list of confusing instructions.	Bible Buzz, pens	Tear out the Lesson 10 pages from each Bible Buzz student book.
2 Bible Exploration	Philip's Instructions <i>(about 25 min.)</i> Follow instructions, and learn about Philip's obedience.	Bibles, construction paper, markers, spray bottle of water, tape	Use construction paper to make 3 signs that say "Instruction Station," and number the signs from 1 to 3. Hang the signs in 3 different parts of the room. Set a spray bottle of water at Station 3.

Bold text within the lesson is spoken text.



LESSON	WHAT KIDS DO	SUPPLIES	EASY PREP
3 Weaving Faith Into Life	What Did I Draw? <i>(about 15 min.)</i> Attempt to draw a picture following verbal instructions.	Bible Buzz, pens, poster board, tape, CD player, copies of the lyrics page (at the end of this lesson), chairs Teacher Pack: CD	Arrange chairs in the following pattern: Along a wall with a board (or poster board taped to the wall), place a row of chairs sideways, close to the wall, so seated kids can look both at the board and away from it. Place a second row of chairs facing away from the board, each chair lined up with a chair in the first row. You'll need a chair for each preteen.
	Puzzle Prayer Partners <i>(about 10 min.)</i> Discover that they need to put God into the center of their lives.	Bible Buzz Teacher Pack: "God's Leading" puzzles 	Separate the pieces of the "God's Leading" puzzles.
4 Lasting Impressions	Daily Challenges <i>(about 5 min.)</i> Choose a Daily Challenge to apply God's Word.	Bible Buzz	
	Weaving Faith at Home <i>(about 2 min.)</i> Talk about how to share what they learned with their families.	puzzle pieces from the "God's Leading" puzzles	

Bold text within the lesson is spoken text.



Deconstructing Instructions Supplies

Bible Buzz
pens

Deconstructing Instructions Easy Prep

Tear out the Lesson 10
pages from each Bible
Buzz student book.

Philip's Instructions Supplies

Bibles
construction paper
markers
spray bottle of water
tape

Philip's Instructions Easy Prep

Use construction
paper to make 3 signs
that say "Instruction
Station," and number
the signs from 1 to 3.
Hang the signs in 3
different parts of the
room. Set a spray bottle
of water at Station 3.

1 GETTING STARTED

Deconstructing Instructions

What You'll Do ■■■■■■

Distribute this week's Bible Buzz pages and pens, and have kids find the "Can You Follow Instructions?" section.

Say: **Read and follow the instructions for this activity. Do this activity on your own and without talking to your neighbor.**

Talk With Kids ■■■■

Lead kids in this discussion.

Ask:

- What are some things in life that remind you of these instructions?
- Tell about a time you didn't follow instructions. What happened?

Say: **It's easy not to follow directions well. In this activity it wasn't a big deal if you messed up. But that's not always the case. It is a big deal for us to ► FOLLOW WHERE GOD LEADS. Let's examine a time God gave some very important directions to Philip.**

2 BIBLE EXPLORATION

Philip's Instructions

What You'll Do ■■■■■■

Have kids get into trios—they should remain in their trios for this experience, even though they won't do anything specifically in trios until close to the end. Make sure each group has a Bible, and direct kids to walk to Instruction Station 1.

Instruction Station 1

Ask:

- What are some directions that different people give you?
- How often do you obey those directions?

Say: **Let's read about some instructions Philip got—directly from an angel!**



Have kids open their Bibles to Acts 8:26, and ask a willing child to read the verse aloud.

Say: **Well, the angel told Philip to head south to the desert road, so let’s go ahead and walk along the desert road ourselves. Then we’ll see how well Philip followed directions.**

Have kids follow you as you walk them around the room, down the hall, or even outside. Encourage them to pretend they’re walking on a desert road. They could act like they’re very thirsty or weak from the heat, or walk as if the road is hot from the sun. When you’ve walked a little, come back to Instruction Station 1.

Ask:

- **What were you thinking as you were following me?**
- **Why did you follow me?**

Say: **When someone we trust gives us directions or leads us, we usually follow willingly. That’s what Philip did here. God gave him some directions, and right away he followed!**

Have kids get back into their trios, and have each trio read Acts 8:27-29.

Say: **Philip knew that he needed to ► FOLLOW WHERE GOD LEADS. Each time God gave Philip directions, he followed right away! I have another set of directions for you to follow so we can find out what happens next. Two of the people in each trio will make a chariot to carry the third person to the next Instruction Station.**

Have two kids each place their right hand on the upper forearm of their left arm and then grab the right forearm of the other person to create a “chair.” Ask the third member of each trio to sit on the “chair.” Direct the “chariots” to carefully carry “Philip” to Instruction Station 2 to find out what happens with Philip next.





Instruction Station 2

When the “chariots” arrive at the station, ask kids to sit in their trios. Have the kids who rode on the chariots read Acts 8:30-35 aloud in their trios.

Have trios discuss these questions:

Ask:

- When have you had a hard time understanding something you were reading?
- How has someone helped you understand what you were reading?
- How did Philip help the Ethiopian understand what he was reading?
- Why was it important for Philip to go to the Ethiopian?

Say: **So far Philip has followed where God has led, but there’s more! He goes a step further in following God’s directions. To find out what happens next, we need to move to Instruction Station 3. But first, let’s take off our shoes and socks because the next part takes place in the water.**

Have kids remove their shoes and socks and hold on to them as they walk to Instruction Station 3. Make sure kids take their Bibles with them.

Instruction Station 3

As you arrive at the station, have kids remain standing in their trios. Ask a willing preteen in each trio to read aloud Acts 8:36-40. As they read, use the spray bottle to spray each child’s feet. When everyone has been sprayed and trios have finished reading, continue.

Say: **Since we don’t really have a body of water here, we’ll just pretend we’re walking in water.**

Ask:


- What does it say about the Ethiopian’s trust that he asked Philip to baptize him on the spot?
- Why do you think the Holy Spirit took Philip away after he baptized the Ethiopian?

Say: **Philip followed God’s directions to help the Ethiopian find a true relationship with God. That’s a great way to ► FOLLOW WHERE GOD LEADS.**

Ask:

- How did Philip’s obedience affect the Ethiopian?
- Do you believe God has instructions for you, too? Why or why not?
- How can we know what God wants us to do?

Say: **Philip was focusing on God when he received his instructions, so it was easy for him to follow where God led him. He knew God’s voice and followed every directive down to the last letter. Sometimes the way we respond to God’s leading depends on how well we pay attention. Let’s talk more about how we can ► FOLLOW WHERE GOD LEADS in our lives.**



3 WEAVING FAITH
INTO LIFE

What Did I Draw?

What You'll Do

Have kids form pairs. Have pairs determine who will be a One and who will be a Two. Have Ones sit in the chairs closest to the wall and Twos sit in the chairs facing away from the wall. If you have an extra preteen, have him or her sit in an extra chair as an additional Two. Give Twos each a pen, and have them find the “Can You Draw What I See?” section.

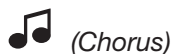
Say: **I’m going to draw a shape on the board. Ones will be able to look at what I’m drawing, and they’ll try to explain to their Twos partners how to draw it without naming the item they’re drawing. Only Ones can look at my drawing. They may also look at their partner’s drawing. Ones may only tell Twos what to draw; they can’t touch or change Twos’ drawings.**

Draw one of the shapes shown for the Ones to walk the Twos through.

Give a signal to begin. Monitor the Twos to make sure they don’t peek. If someone does, use that as a teachable moment when you debrief the activity. After Twos have completed their attempts at the drawing, have partners switch roles, and repeat the activity with the other preteen drawing the second object. When everyone has attempted a drawing, have kids share their creations with each other.



Have kids find the Key Verse, Proverbs 3:5-6, on their Bible Buzz pages. Have the Twos read the verse to the Ones: “Trust in the Lord with all your heart and lean not on your own understanding; in all your ways acknowledge him, and he will make your paths straight” (Proverbs 3:5-6).

Say: **Let’s sing a song to help us remember this verse.** Distribute copies of the lyrics, and lead kids in singing “Trust in the Lord” (Proverbs 3:5-6) (track 14 on the CD).



(Chorus)

**Trust in the Lord (trust in the Lord)
With all your heart (with all your heart),
And lean not on your own understanding (understanding).
In all your ways (in all your ways),
Acknowledge him (acknowledge him);
He will make your paths straight.**



What Did I Draw? Supplies

- Bible Buzz
- pens
- poster board
- tape
- CD player
- copies of the lyrics page
(at the end of this lesson)
- chairs
- Teacher Pack**
- CD: “Trust in the Lord”
(Proverbs 3:5-6)
(track 14)

What Did I Draw? Easy Prep

Arrange chairs in the following pattern: Along a wall with a board (or poster board taped to the wall), place a row of chairs sideways, close to the wall, so seated kids can look both at the board and away from it. Place a second row of chairs facing away from the board, each chair lined up with a chair in the first row. You’ll need a chair for each preteen.





**Once you begin that way,
Don't you ever, ever stray;
You'll be on your way
To an amazing life.**
(Repeat.)

(Repeat from the beginning; then repeat chorus.)

**Yeah, he will make your paths straight.
Oh yeah, he will make your paths straight.**

“Trust in the Lord” (Proverbs 3:5-6) by Jay Stocker. © 2006 Group Publishing, Inc. All rights reserved.

Talk With Kids ■■■■

Lead kids in this discussion.

Ask:

- **What made this activity difficult?**
- **What did this activity have to do with trust?**
- If someone peeked, ask: **For those of you who peeked, what does that say about your level of trust with your partner?**
- **In your life, when is it tempting to rely on your own understanding?**
- **How was following your partner's directions like or unlike following God's directions?**
- **Why is it important to follow where God leads?**

Say: **It's so easy for us to want to rely on our own understanding and follow our own paths. But this verse helps us see that it's important to trust God with our lives and ► FOLLOW WHERE GOD LEADS. Philip did that, and it changed the Ethiopian's life forever.**

Puzzle Prayer Partners

What You'll Do ■■■■■■

Say: **God leads us in all sorts of ways, and yet in our daily lives, the ways God does this can be a bit puzzling. To understand this better, I have a puzzle for you to put together. There are two puzzles, each with 14 pieces that include matching pairs.**

Keep the “God” pieces for yourself, and hand out one piece of the “God's Leading” puzzles to each preteen. If you have extras, give some preteens two, but avoid giving matching pieces to anyone.

Say: Your job is to find the person who has the other half of your matching pair. When you have found him or her, pair up and place your two matched pieces on

Puzzle Prayer Partners Supplies

Bible Buzz
Teacher Pack
“God's Leading” puzzles

Puzzle Prayer Partners Easy Prep

Separate the pieces of
the “God's Leading”
puzzles.



the table. As pairs come to the table with their matched pieces, determine how to put each of the two puzzles together. Ready? Go!

Allow kids to work on the puzzles. After they get all of the pieces together except for the pieces you have, gather them around the puzzles. Then bring out the last pieces and put them in place in the puzzles.

Say: **These puzzles show us some ways God leads us.**

Remove the center “God” pieces, and point to the puzzles.

Say: **But the important thing to remember is that all these ways that God leads us make our lives an unfinished puzzle if we don’t put God into the center.**

Replace the “God” pieces into the center of the puzzles.

Say: **With God’s leading, our lives aren’t a puzzle. We may not fully understand how God is leading us in certain situations, but we can be sure he’s still leading us.**

Talk With Kids ■■■■

Lead kids in this discussion.

Ask:

- How is life like a puzzle?
- How does following God’s leading make life less like a puzzle?
- What’s one way you feel God leading you?
- How will you respond to that this week?

Say: **God wants to lead you. If you let him, you’ll go on grand adventures and know that God is with you every step of the way. Philip listened and obeyed, and we can too. ► FOLLOW WHERE GOD LEADS you, and you’ll never be the same.**

4 LASTING IMPRESSIONS

Daily Challenges

What You’ll Do ■■■■

Say: **Let’s think about how we can ► FOLLOW WHERE GOD LEADS this week.**

Have kids find this week’s Daily Challenges on their Bible Buzz pages and choose one to do this week. They can choose one or more of these three options:

- **Spend time asking God to lead you in the ways he wants. As you pray, make sure you focus entirely on God.**



Daily Challenges
Supplies

Bible Buzz



- **Read God's Word to see how he's leading you. This will help you focus on him as Philip did. You can start with Matthew 28:19-20. But don't stop there! There's so much more you can learn about following God.**
- **Talk to a trusted Christian adult about how he or she focuses on and follows God.**

Make sure you choose a Daily Challenge as well, and tell the kids what you chose. Kids will be more inclined to follow through on their commitments when they see you doing the same.

Talk With Kids

Lead kids in this discussion.

Ask:

- **What's a practical way you're going to do your Daily Challenge? Include a time, place, and other ideas.**

Say: **Philip didn't know exactly what would come of his conversation with the Ethiopian, but he knew if he would just ► FOLLOW WHERE GOD LEADS, he'd be okay. Let's follow God this week by following through on our Daily Challenges.**

Weaving Faith at Home

Encourage kids to talk with their parents about the commitment they made to follow where God leads this week. Kids can also do the activities in the "HomeConnect" section of their Bible Buzz pages with their families.

Talk to your Director about emailing the FREE FamilyConnect to all your church's families! Available at group.com/digital.

Take a couple of minutes to pray with your kids. Have kids each take a puzzle piece, find a partner who has a matching piece, and pray together about following God's leading.

Weaving Faith at Home Supplies

.....
puzzle pieces from
the "God's Leading"
puzzles

Lyrics ■■■■**Trust the Lord (Proverbs 3:5-6)***(Chorus)*

**Trust in the Lord (trust in the Lord)
With all your heart (with all your heart),
And lean not on your own understanding (understanding).
In all your ways (in all your ways),
Acknowledge him (acknowledge him);
He will make your paths straight.**

**Once you begin that way,
Don't you ever, ever stray;
You'll be on your way
To an amazing life.
(Repeat.)**

(Repeat from the beginning; then repeat chorus.)

**Yeah, he will make your paths straight.
Oh yeah, he will make your paths straight.**

"Trust in the Lord" (Proverbs 3:5-6) by Jay Stocker. © 2006 Group Publishing, Inc. All rights reserved.



**OK
TO COPY**

