

# Jesus Notices a Widow's Giving

Mark 12:41-44

Fifth- and sixth-graders long to give, but they may feel intimidated by their experiences. They may have been told that in order to give things to God, they need to be older and have more of their own money. Kids this age can give very tangible things to God. And while their time, effort, or money might not seem significant to others, they do make an impact, and their efforts help preteens feel important to God. Use this lesson to encourage them to look for opportunities to give to God. And help them see that if they can't give money, God would love them to give their time, their talents, and anything else they'd like to offer.



► **Bible Point**  
Give cheerfully to God.



**Key Verse**  
"Each man should give what he has decided in his heart to give, not reluctantly or under compulsion, for God loves a cheerful giver" (2 Corinthians 9:7).

**Weaving Faith Into Life**  
Kids will give something to God from their heart.

LESSON	WHAT KIDS DO	SUPPLIES	EASY PREP
<b>1</b> Getting Started	<b>Giving Go-Around</b> <i>(about 10 min.)</i> Kids will see how good intentions can go astray.	1 index card for each preteen, pens	
<b>2</b> Bible Exploration	<b>Widow's Mite</b> <i>(about 15 min.)</i> Learn Mark 12:41-44 and 2 Corinthians 9:7, and consider the widow's gift.	Bibles, Bible Buzz, pens, CD player <b>Teacher Pack:</b> CD	Tear out the Lesson 4 pages from each Bible Buzz student book.

*Bold text within the lesson is spoken text.*



LESSON	WHAT KIDS DO	SUPPLIES	EASY PREP
<b>3</b> Weaving Faith Into Life	<b>Pictures of Giving</b> <i>(about 10 min.)</i> Learn the Key Verse, and discuss how they might help others.	Bible Buzz <b>Teacher Pack:</b> “Helping People” cards 	Separate the “Helping People” cards.
	<b>Giving to Others</b> <i>(about 20 min.)</i> Come up with ideas of things to give to others, and write a commitment prayer to God.	Bible Buzz, pens <b>Teacher Pack:</b> “Quiz” cards 	Separate the “Quiz” cards.
<b>4</b> Lasting Impressions	<b>Daily Challenges</b> <i>(about 5 min.)</i> Choose a Daily Challenge to apply God’s Word.	Bible Buzz	
	<b>Weaving Faith at Home</b> <i>(about 2 min.)</i> Talk about how to share what they learned with their families.	Bible Buzz	

***Bold text within the lesson is spoken text.***





### Giving Go-Around Supplies

1 index card for each  
preteen  
pens

## 1 GETTING STARTED

### Giving Go-Around

#### What You'll Do ■■■■■■

Welcome kids warmly as they arrive, and ask them how their week went.

Have kids sit in a circle, and give everyone a pen. Create a stack of index cards equal to the number of kids in the circle. Give the stack of cards to the preteen who most recently did the dishes. If there's a tie, just pick someone.

Say: **We're going to play a game about doing something nice for someone. The person with the stack of cards will write down one nice thing that someone could do for someone else—for example: "Make cookies for my neighbor." Then pass the stack of cards to the person on your left. That person will read what's on the top card, put the card at the back of the stack, and draw on the top card a quick picture of what the first card said. Then pass the stack to the next person.**

**The third person will look at the drawing, put the top card at the back of the stack, and write down what they believe the picture was.** Continue this pattern until the stack gets all the way around to the original person, who will either read what's written on the top card or describe the drawing (depending on whether the circle has an odd or even number of people in it). Allow time for kids to play.


#### Talk With Kids ■■■■

Lead kids in this discussion.

Ask:

- How close was the final suggestion to the original?
- How can our good intentions be misunderstood?
- What keeps us from doing good for other people?

Say: **Maybe you don't think you can make much difference in the world. Or maybe you feel that the things you do don't end up how you planned them. Today we're going to learn that even the seemingly smallest gift is important when we ► GIVE CHEERFULLY TO GOD.**



2

BIBLE  
EXPLORATION



# Widow's Mite

## What You'll Do ■■■■■■

Distribute this week's Bible Buzz pages, and have kids pair up and find "Widow's Mite."

Say: **Today we're going to consider a woman who gave to God what she had, and what that means for us. First, with your partners, read our Key Verse, 2 Corinthians 9:7, on your Bible Buzz pages, and then rewrite the verse in your own words in the space provided.**

Give kids a few minutes to rewrite the verse, and then ask for willing pairs to read their verse aloud to the group.

Ask:

- **What is a mite?**

Say: **A mite is something small. There are tiny creatures called mites. Or someone could sarcastically say someone is "a mite angry" when really they're very angry. In the passage we'll be looking at today, a widow gives God a very small amount of money—a mite. But her mite has great significance to God, and Jesus takes time to point it out. I'm going to play some background music and read some verses. As I do, study the picture on your Bible Buzz page, and write down things that come to mind as you hear the words and see the picture. Notice the woman's expression or the way she's holding her body. Or the man behind her. Anything that comes to mind, write it down.**

Play "Quiet Music" (track 9 on the CD), and read aloud Mark 12:41-44 slowly. Then read it again. Continue playing the music, and give kids a few minutes to write down observations.

## Talk With Kids ■■■■

Lead kids in this discussion.

Ask:

- **What are some observations you had about this scene?**
- **What does this act say about the widow's trust in God?**
- **What are some ways we can give to God—in addition to money?**

Say: **This woman had only a little to give. But it wasn't about the amount she gave—it was about her willingness to give. We can ► GIVE CHEERFULLY TO GOD, just like this woman did.**

### Widow's Mite Supplies

- 
- Bibles
  - Bible Buzz
  - pens
  - CD player
  - Teacher Pack**
  - CD: "Quiet Music"  
(track 9)

### Widow's Mite Easy Prep

---

Tear out the Lesson 4 pages from each Bible Buzz student book.





### Pictures of Giving Supplies

Bible Buzz

#### Teacher Pack

“Helping People” cards

### Pictures of Giving Easy Prep

Separate the “Helping People” cards.

### Giving to Others Supplies

Bible Buzz

pens

#### Teacher Pack

“Quiz” cards

### Giving to Others Easy Prep

Separate the “Quiz” cards.

## 3

## WEAVING FAITH INTO LIFE

### Pictures of Giving

#### What You’ll Do ■■■■■■

Have kids form groups of three, and give each group one of the “Helping People” cards. Don’t tell them that these are all pictures of situations that could be helped by their giving. The purpose is for them to figure that out on their own.

Say: **Take a look at the picture I gave you. I’m going to ask you a few questions about the picture, and you’ll answer those questions in your small group.**

Ask:

- **What do you see in your picture?**
- **What thoughts and feelings do you have as you examine your picture?**
- **What could make the situation in your picture better?**

Have groups swap cards and answer these questions again.

Have kids find the Key Verse, 2 Corinthians 9:7, on their Bible Buzz pages, and ask groups to read the verse aloud together: “Each man should give what he has decided in his heart to give, not reluctantly or under compulsion, for God loves a cheerful giver.”

#### Talk With Kids ■■■■

Lead kids in this discussion.

Ask:

- **What does it look like to give cheerfully to God?**
- **How might these pictures change if we cheerfully give to the people in them?**


Say: **We can make a difference in the world with our giving, if we ► GIVE CHEERFULLY TO GOD, just as the widow did. He may not need our money, but he does use it to reach others and bring people into personal relationships with him.**

### Giving to Others

#### What You’ll Do ■■■■■■

Form five groups, have groups spread out in a rough circle, and give each group a pen and one of the “Quiz” cards.

Say: **We’re going to come up with ways we can ► GIVE CHEERFULLY TO GOD through our actions. Each group will read the situation on the card and then come**



up with a tangible way to help the person out. Write your idea on the topmost empty line. Then groups will pass their cards to the next group, clockwise. Now everyone will have a new card and a new situation. You'll come up with a new way to help—but it has to be different from any of the previous ideas. We'll continue doing that until every group has had all five cards.

Give kids a minute or so to come up with an idea for a card, and then give them the signal to rotate cards. Once they've all had the cards, have one person from each group stand up and read the situation and all of the solutions that people have come up with.

### Talk With Kids ■■■■

Lead kids in this discussion.

Ask:

- Which of these situations was hardest for you to deal with? Explain.
- How is helping people a way of giving to God?
- What are some real-life situations in which you could offer help?

Direct kids to the "Gift to God Prayer" on their Bible Buzz pages, and distribute pens.

Say: **When we help people in need, this is another way to ► GIVE CHEERFULLY TO GOD. It's not always about money—as we saw with the widow. It's about showing God that we're willing to give him everything we have. Take a moment to write a prayer in your Bible Buzz telling God what you can and will give to him. You can start the prayer by thanking him for blessing you with everything he's given. Allow a few minutes.**



## 4 LASTING IMPRESSIONS

### Daily Challenges

#### What You'll Do ■■■■

Say: **Let's think about how we can ► GIVE CHEERFULLY TO GOD this week.**

Have kids find this week's Daily Challenges on their Bible Buzz pages and choose one to do this week. They can choose one or more of these three options:

- I will set aside at least 10 percent of the money I get this week (10 cents out of every dollar) to give to God at church.
- I will work with my family to gather some food we can donate to help feed hungry people in our area.
- I will find someone who needs help and offer to help that person as a way of giving to them and to God.



Daily Challenges  
Supplies

Bible Buzz





### Weaving Faith at Home Supplies

.....  
Bible Buzz

Make sure you choose a Daily Challenge as well, and tell the kids what you plan to do. Kids will be more inclined to follow through on their commitments when they see you doing the same.

### Talk With Kids ■■■■

Lead kids in this discussion.

Ask:

- **What's a practical way you're going to do your Daily Challenge? Include a time, place, and other ideas.**

Say: **We can ► GIVE CHEERFULLY TO GOD, just like the widow gave her mite. Let's think about giving to God as we go about our Daily Challenges this week.**

## Weaving Faith at Home

Encourage kids to talk with their parents about the commitment they made to give cheerfully to God. Kids can also do the activities in the "HomeConnect" section of their Bible Buzz pages with their families.

Talk to your Director about emailing the FREE FamilyConnect to all your church's families! Available at [group.com/digital](http://group.com/digital).

Close by letting kids silently pray the prayer they wrote in the "Gift to God Prayer" section of their Bible Buzz pages.