

# People Build a Tower at Babel

Genesis 11:1-9



Fifth- and sixth-graders have a growing need for independence and doing things on their own. While independence is a vital characteristic in kids' development, it's important to remind kids that we can invite God into all of life's details. Use this lesson to show kids that they can still be independent while putting God first.



► **Bible Point**  
We put God first.

**Key Verse**  
"Love the Lord your God with all your heart and with all your soul and with all your strength" (Deuteronomy 6:5).

**Weaving Faith Into Life**  
Kids will explore ways to put God first in their lives.

LESSON	WHAT KIDS DO	SUPPLIES	EASY PREP
<p><b>1</b> Getting Started</p>	<p><b>Help Needed</b> <i>(about 20 min.)</i> Discuss situations where more than one person is needed to complete the task.</p>	<p>Bible Buzz, long folding table, pens, snacks, antibacterial gel (optional)</p>	<p>Tear out the Lesson 7 pages from each Bible Buzz student book.</p>
<p><b>2</b> Bible Exploration</p>	<p><b>Tower of Babel Drama Trauma</b> <i>(about 10 min.)</i> Act out a story that relates to the tower of Babel.</p>	<p>CD player <b>Teacher Pack:</b> CD, "The Seven Wonders of the Ancient World" poster</p> 	
	<p><b>Towering Pride</b> <i>(about 10 min.)</i> Quickly build a tower as they hear about the people of Babel.</p>	<p>Bible, modeling clay, toothpicks <b>Teacher Pack:</b> CD, Bible Timeline</p> 	

*Bold text within the lesson is spoken text.*



LESSON	WHAT KIDS DO	SUPPLIES	EASY PREP
<b>3</b> Weaving Faith Into Life	<b>True Success</b> <i>(about 10 min.)</i> Talk about success in light of the Key Verse.	Bible Buzz, 1 copy per child of the “Heart” handout (at the end of this lesson), colored pencils	
	<b>Count the Cost</b> <i>(about 10 min.)</i> Identify life goals and dreams, and examine what reaching those goals will cost them.	Bible Buzz, CD player, pens <b>Teacher Pack:</b> CD	
<b>4</b> Lasting Impressions	<b>Daily Challenges</b> <i>(about 5 min.)</i> Choose a Daily Challenge to apply God’s Word.	Bible Buzz	
	<b>Weaving Faith at Home</b> <i>(about 2 min.)</i> Talk about how to share what they learned with their families.		

**Bold text** within the lesson is spoken text.





## Help Needed Supplies

Bible Buzz  
long folding table  
pens  
snacks  
antibacterial gel  
(optional)

## ! ALLERGY ■ ALERT

## Help Needed Easy Prep

Tear out the Lesson 7  
pages from each Bible  
Buzz student book.

# 1 GETTING STARTED

## Help Needed

### What You'll Do ■■■■■■

Welcome kids warmly as they arrive, and ask them how their week went.

Without saying a word, place a long folding table on the floor, away from chairs or other objects. Say: **I'll give a prize to the person who can lift this table off the floor and hold it for five seconds. It's not nailed or glued or filled with iron or anything, but it's still hard to lift. And you can use two hands.**

When your first willing child steps forward, ask if anyone else would like to try, too. Line up your lifters with great enthusiasm and applause. Say: **The rest of you will be the cheering team to encourage our lifters.** Before your first lifter attempts to pick up the table, say: **As I said, you can use two hands. But you can hold only the end of the table.** Point to one end of the table. **Please get in position, and let's see what you can do.**

Unless one of your kids has a promising future as an Olympic weight lifter, you won't see anyone get the table completely off the floor. After going through your lineup of lifters, have everyone sit down.

Ask:

- **What do you think limited the lifters' ability to lift the table completely off of the floor?**

Say: **What would you do if I changed the rules a bit? If I said there would be a prize for anyone who can figure out how to lift this table, still holding it only by the ends, could you figure out a way to do it?**

If no one comes up with the solution (which is for two people to lift, each person grasping an end of the table), invite a willing child to help as you show how it's done. Thank kids for being such good sports, and have kids clean their hands. Then give everyone a snack reward.

As kids are enjoying their snacks, ask them to form pairs. Then distribute this week's Bible Buzz page and pens. Say: **There are a lot of jobs in life that you simply can't do by yourself. Sometimes the job requires help! With your partner, come up with situations that require two or more people to get the job done. Draw those ideas in the "Goin' It Alone" box on your Bible Buzz page. You'll have five minutes.** Allow time.



## Talk With Kids

Lead kids in this discussion.

Ask:

- Tell about the situations you drew that require more than one person to accomplish the task.
- Why can't one person do those tasks by themselves?
- What's satisfying about being able to do something on your own?
- What problems can be caused when a person thinks he or she can do everything without any help from anyone?
- What's reassuring about having someone's help when you can't do something on your own?

Say: **Usually it's good to solve problems on our own. But sometimes we rely too much on ourselves and forget that we need God. When ► WE PUT GOD FIRST, even in tasks such as the things you drew, our successes are truly successful because we invite God to be a part of them. Today we'll learn about people in the Bible who found a way to do a job—but they did it apart from God. Things didn't turn out well for them. Let's find out why.**

.....

## 2

### BIBLE EXPLORATION

# Tower of Babel Drama Trauma

## What You'll Do

Announce that it's time for the Construction Crew Drama Team to swing into action. Assign the following parts to kids:

- Nick, the General Manager
- Construction Workers (two or more kids)
- Bricks (as many kids as you like)
- City Inspector
- Wrecking Ball

Position the General Manager and the Construction Workers at one end of the room. Ask the Bricks to get on their hands and knees nearby. Place the Wrecking Ball at the other end of the room.

Without allowing others to hear, tell the Wrecking Ball child or children that under no circumstances are they to actually touch another child. When called on to knock over the Bricks, the Wrecking Ball can rush toward them, but not actually hit them.

Say: **Because you're such great actors, we won't actually practice this drama. We'll just do it. When you hear your part described, simply act out the story. Ready?**



## Tower of Babel Drama Trauma Supplies

- .....
- CD player
  - Teacher Pack**
  - CD: "Lotsabrick Tower"  
(track 12)
  - "The Seven Wonders  
of the Ancient World"  
poster





Play “Lotsabrick Tower” (track 12 on the CD), and encourage kids to participate by acting out their roles. Remember that the goal is to have everyone involved. After the CD track is finished, gather kids in a circle.

### Talk With Kids ■■■■

Lead kids in this discussion.

Ask:

- **What was it like to do all that work only to have it destroyed?**
- **What could Nick have done to prevent this situation?**
- **Tell about a time you’ve had to start over on a project.**

Say: **People have been building great buildings for years.** Show kids the “Seven Wonders of the Ancient World” poster. **Do any of you recognize the buildings on this poster? If you do, tell about it.** Allow time.

**These ancient buildings were all built to praise gods or honor people. Let’s play a game as we hear about people in the Bible who built an incredible building to honor themselves. As you listen and play, remember this poster and our drama.**

## Towering Pride

### What You’ll Do ■■■■■■

Have kids sit in a circle, and read aloud Genesis 11:1-4. Show kids the Bible Timeline, and point to the picture of the Tower of Babel.

Distribute toothpicks and modeling clay. Say: **You’re going to work together to build a tower, too. For our game, your goal is to build the biggest tower you can as fast as you can to show what amazing builders you are. Work together, and make sure your tower doesn’t come tumbling down. Ready? Go!** Play “Tower Race” (track 13 on the CD) as kids build.

After the track plays, say: **FREEZE!** Read aloud Genesis 11:5-7 as you walk near the tower as if you’re inspecting it. **Now, try to add to your tower while you’re speaking gibberish and see if you can communicate your plans. You can only speak in gibberish or not at all.** Allow kids to try for 30 seconds.

**Stop your building.** Read aloud Genesis 11:8-9. **Now spread out in the room until you’re out of reach of each other and the tower.** Pause. **Can you continue to build your tower now?** Have kids come together again and sit in a circle.

### Talk With Kids ■■■■

Lead kids in this discussion.

Ask:

- **What dangers would people face in thinking they could do anything all on their own?**

### Towering Pride Supplies

Bible  
modeling clay  
toothpicks

#### Teacher Pack

CD: “Tower Race”  
(track 13)  
Bible Timeline



- Why do you think asking God to be involved helps keep us from trying to do things that are harmful or focused on ourselves?
- What’s fair or unfair about the way God confused the people of Babel’s speech to remind them they needed God?
- What made our game similar to what the people of Babel did?
- What can you do to put God first in your actions and goals?



Say: **The people who built the tower of Babel felt they could be successful by themselves. They definitely weren’t thinking “► WE PUT GOD FIRST.” They put themselves and their goals first. Let’s explore how we can do things differently and be successful with God’s help.**

### 3 WEAVING FAITH INTO LIFE

## True Success

### What You’ll Do ■■■■■■

Have kids find the Key Verse, Deuteronomy 6:5, on their Bible Buzz page, and invite a willing child to read aloud: “Love the Lord your God with all your heart and with all your soul and with all your strength.”

Say: **Our Key Verse gives us the instructions for how to put God first. When we live this way, we won’t forget we need God and can avoid the mess the people of Babel made for themselves.**

Set out colored pencils, and give each child a “Heart” handout: Say: **With the colored pencils, try to color in this entire heart in the time I give you—no white should be showing! You’ll have to put a lot of effort into it to succeed. Ready? Go!** Allow 30 seconds; then tell kids to stop.

### Talk With Kids ■■■■

Lead kids in this discussion.

Ask:

- What about filling in the heart drawing in 30 seconds reminds you of what it’s like to do something with all your heart—to give it 100 percent of your effort?
- What do you think it means to love God with all your heart? all your soul? all your strength?
- What might it look like to apply the Key Verse to things such as school, sports, what you do at home, and other things in your life?
- Why do you think putting God first in all we do will help make us successful?

Say: **God defines success differently than the world defines success. Without God, even our successes are failures. That’s what the people of Babel learned the hard**

### True Success Supplies

Bible Buzz

1 copy per child of the “Heart” handout (at the end of this lesson)  
colored pencils





## Count the Cost Supplies

Bible Buzz  
CD player  
pens

### Teacher Pack

CD: "Thinking Hard,  
Part 1" (track 14),  
"Thinking Hard, Part 2"  
(track 15)

way. Their incredible tower meant nothing without God. When ► **WE PUT GOD FIRST** and invite God into what we do, we'll be successful in God's eyes. That's the biggest success we could ever hope for! Let's think of things you can invite God into as you grow and get older.

## Count the Cost

### What You'll Do ■■■■■■

Have kids find the "Count the Cost" section on their Bible Buzz page, and make sure everyone has a pen.

Say: **In this activity, you'll make a plan for inviting God into what you want to do throughout your life. Think about your life goals, the things you want to eventually achieve before you die. Between now and then, you'll have time to grow up and do some great things.**

The question I have for you is this: **What great things will you do? In the left column of this page, please write down things you think you might like to do or accomplish; things such as climbing Mount Everest, swimming in an ocean, flying in a plane, being a doctor, anything you hope to do or be. Fill in as many things as you can think of that you'd like to do or accomplish. You've got two minutes to jot down some ideas.** While kids work, play "Thinking Hard, Part 1" (track 14 on the CD).

**Now in the right column, write ways you can invite God into the goals for your life and into what you think you need to do to achieve them. You'll have another two minutes.** Play "Thinking Hard, Part 2" (track 15 on the CD). Then invite willing kids to share one thing from their lists and how they plan to include God.

Say: **You've picked some great things to do or become! And I'll bet each of you will accomplish at least some of those dreams as you put God first in what you do.**

### Talk With Kids ■■■■

Lead kids in this discussion.

Ask:

- **What excites you most about the things you'd like to do in your life?**
- **Why do you need God in the plans you wrote down?**

Say: **Building the tower of Babel would've been a magnificent accomplishment. But it's not standing today—it never got finished. The people forgot to put God first and because of that, all their planning and hard work didn't mean much or last. When ► **WE PUT GOD FIRST**, we'll have success simply because God is with us in what we do. God can guide us in making our dreams come true or direct us to a new dream that's even better than we could've imagined. Let's decide on ways we can practice putting God first this week.**





Daily Challenges  
Supplies

.....  
Bible Buzz

**4** LASTING  
IMPRESSIONS

## Daily Challenges

### What You'll Do ■■■■■■

Say: **Let's think about simple strategies we can use this week as ► WE PUT GOD FIRST.**

Have kids find this week's Daily Challenges on their Bible Buzz page and choose one to do this week. They can choose one or more of these three options:

- **When you wake up, talk to God about your plans for the day and invite God to guide you in what you do.**
- **Before you make a choice, pray about it and ask God what to do.**
- **Before you start an activity with friends or watch your favorite TV show, spend time reading your Bible—God's Word.**

Make sure you choose a Daily Challenge as well, and tell kids what you chose. Kids will be more inclined to follow through on their commitments when they see you doing the same.

### Talk With Kids ■■■■

Ask:

- **What's a practical way you're going to do your Daily Challenge? Share a time, a place, or other ideas.** Allow time.

Say: **The tower of Babel builders tried to do things for their own credit. Let's live differently. We'll gain valuable practice and remember that ► WE PUT GOD FIRST as we follow through on our Daily Challenges this week.**

## Weaving Faith at Home

Encourage kids to talk with their parents about the Daily Challenges they chose and what they learned about putting God first. Kids can also do the activities in the "HomeConnect" section of their Bible Buzz pages with their families.


Talk to your Director about emailing the FREE FamilyConnect to all your church's families. Available at [group.com/digital](http://group.com/digital).

Ask kids to hold their Bible Buzz page as they form a prayer circle with you. Have kids each pick their favorite of the dreams listed on their Bible Buzz page. Then invite kids to say that dream when prompted in the following prayer.

Pray: **God, thank you for our lives and everything we'll have the chance to do as we get older. We're very excited about these goals:** (have children say the goal they picked from their Bible Buzz page). **Please help us remember to invite you into the steps we take to make our dreams come true and help us to honor you in all we do. In Jesus' name, amen.**



# Heart



**OK**  
**TO COPY**

