

God Gives Victory Over Jericho

Joshua 6:1-27

Children understand that superheroes are big and strong, and kids want to be powerful like superheroes are. Kids might be afraid of a lot of things at this age, and God’s power can help give them courage. Power isn’t a relatable term for kids this age, but they can see tangible manifestations such as lights, cars, and power tools. Use this lesson to help kids understand that no matter what they face in life, God is using his power to protect and care for them.



► Bible Point


God is powerful.

Key Verse

“Humble yourselves, therefore, under God’s mighty hand, that he may lift you up in due time. Cast all your anxiety on him because he cares for you” (1 Peter 5:6-7).

Weaving Faith Into Life

Children will trust and believe in God’s power.

LESSON	WHAT CHILDREN DO	SUPPLIES	EASY PREP
<p>1</p> <p>Getting Started</p> <p><i>about 10 min.</i></p>	<p>Welcoming Song</p> <p>Sing or listen to songs to welcome everyone to church.</p>	<p>CD player</p> <p>Teacher Pack: CD</p>	
<p>2</p> <p>Key Verse Activity</p> <p><i>about 10 min.</i></p>	<p>God Cares for You</p> <p>Play a game, and encourage each other.</p>	<p>Bible</p>	
<p>3</p> <p>Bible Exploration</p> <p><i>about 15 min.</i></p>	<p>Theo’s News</p> <p>Find out what a kazoo has to do with the Bible.</p>	<p>Surprise Box (any box will do), Theo puppet, CD player, kazoo</p> <p>Teacher Pack: CD</p>	<p>Place the kazoo in the Surprise Box, and hide the box where it’s easily accessible.</p>
	<p>Bible Time: Shout for Victory</p> <p>Pretend to participate in God’s battle to conquer Jericho.</p>	<p>Bible, CD player, blocks</p> <p>Teacher Pack: CD, “God Gives Victory Over Jericho” poster (from the Big Bible Poster Pack)</p> 	

Bold text within the lesson is spoken text.

LESSON	WHAT CHILDREN DO	SUPPLIES	EASY PREP
<p style="text-align: center;">4</p> <p style="text-align: center;">Weaving Faith Into Life <i>about 20 min.</i> <i>(Choose 2 centers.)</i></p>	<p>Center 1: God Cares for You Draw pictures of God helping them.</p>	My Bible Playground, washable markers	Remove the Lesson 13 pages from each My Bible Playground student book.
	<p>Center 2: Jericho's Walls Build graham cracker walls and try to knock them down.</p>	plates, 4 graham crackers per child, cream cheese, plastic spoons, antibacterial gel (optional)	
	<p>Center 3: Jericho's Walls, Walls, Fall Students will play a variation of Duck, Duck, Goose, racing each other to get inside "Jericho."</p>	heavy pan, wooden spoon	
	<p>Center 4: God 'n' Me Power Have a quiet, reflective time for celebrating God's power.</p>	CD player Teacher Pack: CD	
<p style="text-align: center;">5</p> <p style="text-align: center;">Lasting Impressions <i>about 10 min.</i></p>	<p>Daily Challenges Choose a Daily Challenge to apply God's Word.</p>	My Bible Playground, washable markers	
	<p>"Power" Prayer Flex their muscles and pray for each other.</p>		
	<p>Weaving Faith at Home Talk about how to share what they learned with their families.</p>		

***Bold text** within the lesson is spoken text.*



Welcoming Song Supplies


CD player

Teacher Pack

CD: "Welcome to Church" (track 18),
"My God Is So Great" (track 25)


1 GETTING STARTED

Welcoming Song

 **Tip** Consistently use the same signal to announce a transition to the next activity. You could flip the lights off and on, use a train whistle, have a puppet rustling inside a bag, or sing cleanup songs. Keep it simple, consistent, and fun.

What You'll Do


As the children arrive, greet each child and welcome him or her with a smile. When it's time to begin, use your signal to bring the children together in a circle. Lead kids in doing the motions and singing "Welcome to Church" (track 18 on the CD).

 **I am here,** (*point to self*)
You are here, (*point to a friend*)
We are here all together. (*point to everyone*)
Welcome to church! (*shake hands with someone*)
 (Repeat.)


Welcome to church! (*motion to others to follow you*)
Praise the Lord! (*clap hands*)
Welcome to church! (*motion to others to follow you*)
Praise the Lord! (*clap hands*)
Welcome to church! (*motion to others to follow you*)
Praise the Lord! (*clap hands*)
Welcome to church! (*motion to others to follow you*)

(Repeat from the beginning 2 times.)

Say: **Welcome to church! Let's get ready to praise God. Today we'll learn that we can trust God in all situations because ► GOD IS POWERFUL and he protects and cares for us. Let's sing a song about how powerful and awesome God is.** Lead children in doing the motions and singing "My God Is So Great" (track 25 on the CD).

 **My God is so great,** (*stretch arms out over head*)
So strong and so mighty! (*bend arms to show strong muscles*)
There's nothing my God cannot do! (*shake finger back and forth in a "no" motion*)
 (Repeat.)

The mountains are his; (*tent hands together to make a mountain*)
The rivers are his. (*scoop hands together to make a valley*)
The stars are his handiwork, too. (*wiggle fingers above head to make stars*)



My God is so great, (*stretch arms out over head*)
So strong and so mighty! (*bend arms to show strong muscles*)
There's nothing my God cannot do (*shake finger back and forth in a "no" motion*)
For you, and you, and you! (*speak the words and point to each child*)

(Repeat from the beginning.)

Say: **This song helps us remember that God is big and strong enough to take care of us in all situations. When we're afraid, it's usually because we think something big and strong might hurt us, but no matter what we're afraid of, ► GOD IS POWERFUL and he's stronger than anything else. Let's get ready to learn our Key Verse.**

2 KEY VERSE
ACTIVITY

God Cares for You


What You'll Do ■■■■■■

Have kids sit in a circle. Open your Bible to 1 Peter 5:6-7, and show children the words. Tell kids that the Bible is God's special book.

Say: **Our Key Verse from the Bible, 1 Peter 5:6-7, says, "Humble yourselves, therefore, under God's mighty hand, that he may lift you up in due time. Cast all your anxiety on him because he cares for you." ► GOD IS POWERFUL, and his really strong hands take care of us.** Lead kids in repeating the simplified Key Verse with you: **God's mighty hand cares for you (1 Peter 5:6-7).**

Say: **Let's play a game to help us remember that God cares for us.** Play this version of London Bridge. Have kids form groups of five.

Say: **In your group, two of you will join hands up high to form an arch.** Pause while groups do this. Say: **If you're not part of the arch, when we begin our game, you'll walk underneath the arch.** Check for understanding, and then lead children in singing "God's Mighty Hand" (not on the CD) to the tune of "London Bridge" as they play. When kids sing the last line, have the "arch" drop their hands to capture a child. Have the children encourage the captured child or give hugs, high fives, and pats on the back.

 **God's mighty hand cares for you,
 Cares for you, cares for you.
 God's mighty hand cares for you.
 Thank you, God!** (*drop hands to capture the person walking through*)

Let the children switch places until every child has had a turn in each position.



God Cares for You
Supplies

Bible





Theo's News Supplies

Surprise Box (any box
will do)
Theo puppet
CD player
kazoo

Teacher Pack
CD: "Here, Theo"
(track 3)

Theo's News Easy Prep

Place the kazoo in the
Surprise Box, and hide
the box where it's easily
accessible.

Talk With Kids ■■■■

Lead children in this discussion.

Ask:

- What do you think it means to sing about God's mighty hand caring for you?
- How can we thank God for caring for us?

Say: I'm so glad that God is mighty and that he wants to take care of you and me! No matter what we face, ► **GOD IS POWERFUL** and can take care of us no matter what's going on. We can trust God because we know he loves us and we know he's stronger than anything else. Let's get ready to hear about something powerful God did in the Bible.

3 BIBLE EXPLORATION

Theo's News

What You'll Do ■■■■■■

Say: **Friends, it's time for Theo's News!** Have the children sit in a circle. Then begin "Here, Theo" (track 3 on the CD). When the CD segment ends, bring out the Surprise Box, and put the Theophilus the FaithRetriever puppet on your hand. Then follow along with the script.

Theo: Hi, everybody!

Teacher: Hello, Theo! What are you doing today?

Theo: I'm becoming a world-famous musician. I hid my instrument in the Surprise Box.

Teacher: Let's look inside to see what Theo's learning to play.

(Invite a child to open the Surprise Box, and have the kids pass the kazoo around the circle so everyone can see it up close. Give kids time to guess what they'll learn from the Bible today.)

Teacher: Theo, I'm not sure this is the kind of thing you can be famous for playing.

Theo: Well, that's probably because you've never heard me play it. Just you wait; you're in for a treat. *(Have Theo play a couple of notes and then raise his arms for applause.)*

Teacher: I know God loves when we make joyful noises for him.

Theo: Well, I will just consider it a joyful noise, then.

Teacher: Today we're going to learn about a time God had a whole lot of people make a really big noise for him, and God did something really amazing because those people obeyed him. ► **GOD IS POWERFUL**, and we can celebrate that. Theo, I think even your kazoo could help celebrate how powerful God is.

Theo: I'm gonna go home and practice my kazoo a bit more.

Teacher: Let's say goodbye to Theo.

Encourage the children to wave or say goodbye to Theo. Then put Theo away in a safe place for next week's use.

Talk With Kids

Lead children in this discussion.

Ask:

- How do you think Theo’s kazoo skills could be used for God?
- What can you do to praise God for being powerful?

Say: ► **GOD IS POWERFUL** all the time, and he’s more powerful than the things we fear. Theo uses his kazoo to make noise, but it’s nothing compared to what God did with the shouts of his people in the Bible. God is so big and strong, and we can be thankful for that. Let’s learn about what God did in the Bible.

Bible Time: Shout for Victory

What You’ll Do

Open your Bible to Joshua 6:1-27, and show kids the words. Tell kids that the Bible is God’s special book.

Say: **In today’s Bible passage, Joshua is the leader of all the Israelite people.** As you speak, have kids quickly build a wall of blocks to represent the city of Jericho.

Say: **I’ll pretend to be Joshua and listen to God, and you can be the Israelites. Look over there—it’s the city of Jericho! Can you see that huge wall around the city? We’ll never be able to get inside.** Point to the wall of Jericho the children built. Say: **I don’t know if I can lead these people into battle. God, what do you want me to do?** Begin “Joshua Listens to God” (track 26 on the CD). Have kids follow you in doing the motions below as you listen to the CD with kids.

- At 00:05, when God begins speaking to Joshua, have kids listen.
- At 00:26, when God says, “March around the city with all your men every day,” have kids pretend to march.
- At 00:35 on the track, have kids count to seven when God says, “March around the city seven times.”
- At 00:47, when God says, “as the Priests are blowing their trumpets...” have kids pretend to play trumpets.
- At 00:58, when God says, “I will show you and all the people how powerful I am,” have kids shout at the top of their lungs.
- At 01:16, when the people begin shouting “God is powerful,” join in and shout with them.

Say: **God, you want me to lead the Israelite army to walk around the city of Jericho instead of fighting a battle? I know you want us to take over the city of Jericho and live there. People are going to laugh at us. I’ve seen your powerful works before. Hmmm...** Pause in thought, and then say: **I will believe you, and I will obey you.** Turn and look at the children. Encourage them to get ready to follow God’s plan that they heard on the CD.



Bible Time: Shout for Victory Supplies

-
- Bible
 - CD player
 - blocks
 - Teacher Pack**
 - CD: “Joshua Listens to God” (track 26), “Marching Sounds” (track 27)
 - “God Gives Victory Over Jericho” poster (from the Big Bible Poster Pack)



Show the “God Gives Victory Over Jericho” poster to the children.

Say: **We marched around Jericho six times (once each day). Then it was time to make lots of noise. God said he wanted us to march seven times around the city today. On the seventh time around the city, we have to blow trumpets and shout. I’ll need some people to be trumpeters and some to be shouters.** Appoint willing children to each job. Show the shouters how to cup their hands in front of their mouths, and show the trumpeters how to hold their hollow fists in front of their mouths to form make-believe trumpets.

Say: **Is everyone ready? Today’s the last day! God said to march around the city six times and then blow trumpets and shout on the seventh time around. ► GOD IS POWERFUL enough to win this battle and give us the city of Jericho! Let’s start our marching sounds and win this battle for God!** Play “Marching Sounds” (track 27 on the CD). Have the kids march around the wall once and then shout and pretend to blow trumpets. Then let all the kids knock down the wall.

Say: **The real walls of Jericho were so thick that people had their houses inside the walls. Wow! ► GOD IS POWERFUL! Only God could have made those big walls fall down! Because of God’s mighty hand, the Israelites were given the land of Jericho for their home from then on.**

Talk With Kids ■■■■

Lead children in this discussion.

Ask:

- What was it like to walk around our wall and then be able to knock it down?
- Has anything unexpected ever happened to you? Explain.
- What powerful things has God done in your family?

Say: **God wants to do powerful things in our lives. We learned about how God used his power to knock down walls for Joshua and the Israelites. Let’s remember to watch for God’s powerful surprises this week in our lives. ► GOD IS POWERFUL, and we can always trust him to care for us in scary and not-scary times.**

.....

4 WEAVING FAITH INTO LIFE

Choose at least two of the learning centers to help reinforce today’s Bible lesson. Gather the needed materials, and put the supplies in an out-of-sight area until you’re ready for them. Allow the children to choose which center they’d like to explore first. Then circulate among the children as they create and explore. Encourage them to make connections between their activities and the Bible by asking them the questions included with each center’s description.

CENTER 1:

God Cares for You

What You'll Do

Say: **God helped the Israelites conquer the walls of Jericho even though it seemed impossible. Without a battle, the Israelites won their way through the walls. Let's remind ourselves about God's amazing power.**

Distribute the My Bible Playground pages, and have kids write their names on their papers. Have kids draw a picture of God helping them in the blank spot on the page.
Say: ► **GOD IS POWERFUL, and he cares for you.**

Talk With Kids

Lead children in this discussion.

Ask:

- Explain the picture you drew.
- In what ways can you trust God's power to take care of you?

Say: **God uses his power to care for you in many ways. God cares for you because he loves you. You can trust God all the time because he will never let you go. You drew pictures of ways God cares for you, and God will be with you everywhere you go. ► GOD IS POWERFUL, and just as he helped the Israelites with his mighty power, he can help you, too.**

CENTER 2:

Jericho's Walls

What You'll Do

Say: **Let's build some walls to remind us of the walls that fell at Jericho for Joshua and the Israelites. Remember that ► GOD IS POWERFUL.**

Have children clean their hands. Then gather everyone around the table.

Spread about ½ inch of cream cheese on each plate. Distribute the plates, along with graham crackers, to the children. Have kids stand the crackers up in the cream cheese to build the walls of Jericho. Say: **You can use cream cheese as mortar for the crackers to help them stand more firmly.**

First have kids try to knock over the treats by shouting at them. Then have kids try to blow them down. Say: **God is the only one who is powerful enough to knock down walls with the sound of trumpets and voices.**



Center 1: God Cares for You Supplies

My Bible Playground washable markers

Center 1: God Cares for You Easy Prep

Remove the Lesson 13 pages from each My Bible Playground student book.

Center 2: Jericho's Walls Supplies

- plates
- 4 graham crackers per child
- cream cheese
- plastic spoons
- antibacterial gel (optional)

! ALLERGY ALERT



Center 3: Jericho's
Walls, Walls, Fall
Supplies

heavy pan
wooden spoon

Talk With Kids ■■■■

Lead children in this discussion.

Ask:

- What powerful things might help us knock down walls that are bigger than our graham cracker walls?
- What's one tough thing you're facing in your life right now?
- What do you hope God's power can do about that tough thing in your life?

Say: ► **GOD IS POWERFUL.** He cared for the Israelites just like he cares for you. We found out that we can't knock down even our graham crackers with just our voices, but God can do anything. God is bigger than any problem we face in our lives.

Pray to bless the snack, and then let kids enjoy.

■ CENTER 3:

Jericho's Walls, Walls, Fall

What You'll Do ■■■■■■

Say: **Let's play a game to help us remember God's great power and how he helped Joshua. As we play, think about how God can help you, too.**

Clear the game area of any obstacles. Have children stand in a circle facing each other. Choose one child to be "Joshua." Instruct him or her to walk around the outside of the circle, touching each child's shoulder while saying "wall" to each child.

Say: **When I make a loud noise with the drum and say the word *fall*, everyone except Joshua and the person tagged must sit down quickly. Joshua and the other child will then race around Jericho, trying to get to the opening in the wall first. If Joshua is tagged, the other child becomes Joshua. If Joshua is not tagged before getting back to the spot where he or she started, he or she remains Joshua when everyone stands to play again.** If someone has been playing Joshua for two turns, allow him or her to pick a new Joshua to give others a turn, too.

Talk With Kids ■■■■

Lead children in this discussion.

Ask:

- What did you think of how the walls fell in our game?
- How were the falling walls like or unlike problems in your life?
- What's one way you can give God control of a problem in your life?

Say: **Joshua needed God's help to get into Jericho. No wall can stand up against God, and no wall can keep God out. Because ► GOD IS POWERFUL, Joshua was able to walk into Jericho without doing anything to the walls himself. God loves you, and he will be with you in every situation you face.**



CENTER 4:

God 'n' Me Power

What You'll Do

Say: **Let's take some quiet time to think about the ways we can thank God for his power in our lives.**

Have kids choose partners and sit in a quiet spot. Play "Thankful" (track 15 on the CD) as kids talk to their partners about one reason they're thankful for God's power. Encourage kids to talk about how they hope God's power can help them this week. (Maybe they need God's power to obey their parents or to be nice to someone at school.)

When the track ends, say: **Take a minute to pray for your partner. Pray that your partner will see God's power this week.** Allow time.

Talk With Kids

Lead children in this discussion.

Ask:

- **What was it like to trust God to help your partner with a problem?**
- **What's one way you can let go of fear and trust God in your own life?**

Say: **God loves you more than you can ever know. When you trust God and place your faith in him, he is with you all the time. ► GOD IS POWERFUL, and he uses his power to care for you.**

5 LASTING IMPRESSIONS

Daily Challenges

What You'll Do

After the children have cleaned up the centers, sit with kids in a circle on the floor. Review the lesson activities and the Bible Point, and then encourage the children to share what they enjoyed learning from the Bible today.

Also use this time to challenge kids in their faith. Encourage them to choose a Daily Challenge for applying today's lesson to their lives throughout the week. Use this challenge to encourage your children's growing relationships with Jesus.

Talk With Kids

Say: **Today we learned that ► GOD IS POWERFUL. I'd like each of you to choose one of these Daily Challenges to practice praising God for his power.**



Center 4: God 'n' Me Power Supplies

CD player
Teacher Pack
CD: "Thankful"
(track 15)

Daily Challenges Supplies

My Bible Playground
washable markers



Give kids these three Daily Challenge ideas to choose from:

1. **With your parents, go through the house and turn on all the lights. Thank God together for his power that is brighter and more powerful than the lights in your house.**
2. **Paint a picture of how God uses his power to help you in your daily life. Hang the picture on the fridge, and thank God for his power each time you walk past the fridge.**
3. **Pretend to be a superhero while playing with a friend. Tell your friend how God is more powerful than any superhero.**

Say: **If you want to turn on the lights in your house, circle choice number 1. If you want to paint a picture, circle choice number 2. If you want to pretend to be a superhero, circle choice number 3.** Check that each child circled a choice on his or her My Bible Playground page. Make sure you tell kids the challenge you choose. Your commitment will inspire children and will give them an opportunity to see God at work in your life as well as in theirs!

“Power” Prayer

What You’ll Do

Say: **God’s power is with us all the time. We can pray all day and talk to our powerful God all the time.** Give kids about 30 seconds to think of short phrases they might say to God about his power. Invite them to say those phrases in the middle of the prayer where prompted.

Pray: **Dear God, thank you for your power and love for us. Help us remember you when we see powerful things such as...** (allow kids to interject). **In Jesus’ name, amen.**

Weaving Faith at Home

Have children take home their My Bible Playground pages whether they worked on them or not. Have the children tell their parents the challenge they committed to in the “Daily Challenges” activity. Encourage parents to help their kids fulfill this commitment throughout the week. By working together and focusing on the same goals, you and parents can help children weave faith into their lives!

Talk to your Director about emailing the FREE FamilyConnect to all your church’s families. Available at group.com/digital.

