

Jesus Appears to His Disciples

John 20:19-31

Your 5- and 6-year-olds have an awesome capacity for belief in Jesus. Adults' rational and scientific views haven't limited children's sense of wonder and acceptance. Children at this age are quick to trust and believe the things they hear. Because of their capacity for belief, they'll want to learn about Jesus' disciples and their belief in him. Use this lesson to help children accept that Jesus is alive and loves them.



► Bible Point


Believe in Jesus.

Key Verse

"Jesus said to her, 'I am the resurrection and the life. He who believes in me will live, even though he dies'" (John 11:25).

Weaving Faith Into Life

Kids will show others that they believe in Jesus.

LESSON	WHAT CHILDREN DO	SUPPLIES	EASY PREP
<p>1</p> <p>Getting Started</p> <p><i>about 10 min.</i></p>	<p>Welcoming Song</p> <p>Sing or listen to praises for God.</p>	<p>CD player</p> <p>Teacher Pack: CD</p>	
<p>2</p> <p>Key Verse Activity</p> <p><i>about 10 min.</i></p>	<p>Believing in Jesus</p> <p>Learn how different items can help us believe in Jesus.</p>	<p>Bible; 1 copy of the "Belief" handout (at the end of this lesson), cut apart</p>	
<p>3</p> <p>Bible Exploration</p> <p><i>about 15 min.</i></p>	<p>Theo's News</p> <p>Find out what a fan has to do with today's Scripture.</p>	<p>Surprise Box (any box will do), Theo puppet, construction paper, CD player</p> <p>Teacher Pack: CD</p>	<p>Accordion-fold a sheet of construction paper into a fan, put it inside the Surprise Box, and hide the box where it's easily accessible.</p>
	<p>Bible Time: Believing Thomas</p> <p>Participate in a retelling of the Bible passage.</p>	<p>Bible, red marker, tape, flashlight</p> <p>Teacher Pack: "Jesus" poster, "Jesus Surprises His Friends" poster (from the Big Bible Poster Pack)</p> 	<p>Tape the "Jesus" poster to the wall, and make red dots on Jesus' hands and side for scars.</p>

Bold text within the lesson is spoken text.

LESSON	WHAT CHILDREN DO	SUPPLIES	EASY PREP
<p style="text-align: center;">4</p> <p style="text-align: center;">Weaving Faith Into Life <i>about 20 min.</i> <i>(Choose 2 centers.)</i></p>	<p>Center 1: Air Art Paint pictures by blowing through a straw to create designs.</p>	My Bible Playground, plastic spoons, straws, washable tempera paint, bowls	Remove the Lesson 7 pages from each My Bible Playground student book.
	<p>Center 2: Sippy Surprise Share a drink that doesn't taste as they expect.</p>	2 paper cups per child; 2 clear pitchers; chilled, colorless sports drink or juice; water; red food coloring; graham crackers; antibacterial gel (optional)	Fill 1 pitcher with cold water, and add red food coloring until the water resembles a fruit drink. Pour the sports drink into the other pitcher.
	<p>Center 3: Have Faith! Play with bubbles.</p>	bubbles	
	<p>Center 4: Belief Review Make fans and sing a song.</p>	CD player, construction paper, markers Teacher Pack: CD	
<p style="text-align: center;">5</p> <p style="text-align: center;">Lasting Impressions <i>about 10 min.</i></p>	<p>Daily Challenges Choose a Daily Challenge to apply God's Word.</p>	My Bible Playground	
	<p>Breeze Prayer Thank God for helping them believe in him.</p>	construction paper	
	<p>Weaving Faith at Home Talk about how to share what they learned with their families.</p>		

Bold text within the lesson is spoken text.



Welcoming Song Supplies

CD player

Teacher Pack

CD: "Glad You're Here"
(track 12), "Love Is
Patient and Kind"
(1 Corinthians 13:4-5a)
(track 3)

1 GETTING STARTED

Welcoming Song



Tip Consistently use the same signal to announce a transition to the next activity. You could flip the lights off and on, use a train whistle, have a puppet rustling inside a bag, or sing cleanup songs. Keep it simple, consistent, and fun.

What You'll Do ■■■■■■

As children arrive, greet each one with a smile. When it's time to begin, use your signal to bring the children together in a circle. Lead the kids in singing "Glad You're Here" (track 12 on the CD) to the tune of "The Old Gray Mare." Encourage kids to join you in singing and doing the motions.



Glad you're here;

Come, sing and pray with me, (*cup hands in front of your mouth; then fold hands in prayer*)

Sing and pray with me, (*cup hands in front of your mouth; then fold hands in prayer*)

Sing and pray with me. (*cup hands in front of your mouth; then fold hands in prayer*)

Glad you're here;

Come, sing and pray with me.

We're in God's house today! (*make the outline of a house with your hands*)

We're in God's house today! (*make the outline of a house with your hands*)

We're in God's house today! (*make the outline of a house with your hands*)

Glad you're here;

Come, sing and pray with me. (*cup hands in front of your mouth; then fold hands in prayer*)

We're in God's house today! (*make the outline of a house with your hands*)

(Repeat from the beginning.)

Say: Today we'll learn that we can ► **BELIEVE IN JESUS** because he loves us so much. Let's sing a song to Jesus and close our eyes while we sing. Even though we can't see Jesus, we believe in him!

Encourage kids to close their eyes as they sing "Love Is Patient and Kind" (1 Corinthians 13:4-5a) (track 3 on the CD). At the end of the song, have kids open their eyes, each punch a fist in the air, and shout "We ► **BELIEVE IN JESUS!**"

 Love is patient and kind.

Love is not jealous

Or boastful

Or proud or rude.

Love is patient and kind.

Love is not jealous

Or boastful

Or proud or rude.

Love is patient and kind.

Love is patient and kind.

Love is not jealous

Or boastful

Or proud or rude.

Love is patient and kind.

Love is not jealous

Or boastful

Or proud or rude.

Love is patient and kind.

Love is patient and kind.

Love is patient and kind.

Love is patient and kind.

Love is patient and kind.

“Love Is Patient and Kind” (1 Corinthians 13:4-5a) by Jay Stocker. © 2006 Group Publishing, Inc. All rights reserved.

Say: **Love is all of those things—and so is Jesus! He loves all of us very much and wants us to love him, too. If we ► BELIEVE IN JESUS, he can show us how to love others, too.**

.....

2

KEY VERSE ACTIVITY

Believing in Jesus

What You'll Do

Have kids sit in a circle, and place the pictures from the handout in a pile in the center of the circle. Open your Bible to John 11:25, and show children the words.

Say: **Our Key Verse from the Bible, John 11:25, says, “Jesus said to her, ‘I am the resurrection and the life. He who believes in me will live, even though he dies’ ” (John 11:25). This means that people who believe in Jesus will live forever. Let’s say**



Believing in Jesus Supplies

.....

Bible
1 copy of the “Belief”
handout (at the end of
this lesson), cut apart



it together. Lead children in repeating the simplified Key Verse with you: **People who believe in Jesus will live forever (John 11:25).**

Say: **Because Jesus died and came back to life again, we have his wonderful promise that we, too, can live forever. When a Christian dies, he or she goes to heaven to be with Jesus. Heaven will be our new home...forever! In heaven there is no sadness or sin or trouble. There is no sickness or dying—only love, joy, and peace with God. What a wonderful place to live forever!**

One at a time, I want each of you to go over to the pictures, pick one, and then come back and sit in a group with other kids who picked the same picture. Help kids get into the correct group when they come back with their picture.

Once each child has a picture and is in a group, have each group stand up and let kids share a way their item can help them believe in Jesus.

Talk With Kids ■■■■

Lead children in this discussion.

Ask:

- **Why did you choose the item you did?**
- **Why do you think these things can help us believe in Jesus?**

Say: **Just having a Bible or singing songs won't get us into heaven. Only believing in Jesus can do that. But Bibles, church, praise songs, and other things like these can help us know Jesus and ► BELIEVE IN JESUS. Living in heaven with Jesus will be wonderful! Let's say our Key Verse together one more time.** Lead children in saying the simplified Key Verse with you: **People who believe in Jesus will live forever (John 11:25).**

Theo's News Supplies

Surprise Box (any box will do)

Theo puppet
construction paper
CD player

Teacher Pack

CD: "Here, Theo" (track 4)

Theo's News Easy Prep

Accordion-fold a sheet of construction paper into a fan, put it inside the Surprise Box, and hide the box where it's easily accessible.

3 BIBLE EXPLORATION

Theo's News

What You'll Do ■■■■■■


Say: **Friends, it's time for Theo's News!**

Have the children sit in a circle. Then begin "Here, Theo" (track 4 on the CD). When the CD segment ends, bring out the Surprise Box, and put Theophilus the FaithRetriever puppet on your hand. Then follow along with the script.

Theo: Hi, everybody!

Teacher: Hello, Theo! Tell us what interesting news you've dug up about the Bible today.

Theo: I hid it in the Surprise Box.



Teacher: Let's look inside to see what Theo dug up for us today.
(Invite a child to open the Surprise Box, and have the kids pass the fan around the circle so the others can see it up close. Give the children time to guess what they might learn from the Bible today.)

Teacher: Friends, what do you think a fan has to do with the Bible?
(Pause for kids to answer your question.)

Teacher: Theo, why did you hide this fan in the Surprise Box? *(Wave the fan back and forth over the kids so they can feel the breeze.)*

Theo: Well, this fan pushes the air around. We can't see the air, but thanks to this fan we can feel it.

Teacher: That reminds me of Jesus! Even if we can't see him, we believe in Jesus!

Theo: You do?

Teacher: Yes. The Bible tells us it's good to ► **BELIEVE IN JESUS**. The Bible tells us about someone who had trouble believing in Jesus without seeing him. Let's find out what happened!

Theo: Have fun, boys and girls!

Teacher: Say goodbye to Theo.

Encourage the children to wave or say goodbye to Theo. Then put Theo away in a safe place for next week's use.

Bible Time: Believing Thomas

What You'll Do ■■■■■■

Open your Bible to John 20, and show children the words. Tell kids that the Bible is God's special book.

Say: **Some people were angry with Jesus' friends. They didn't like Jesus, and they didn't like his friends. Jesus had died on the cross, and Jesus' friends were afraid and sad. They hid in a room and locked the door.** Have everyone huddle in a tight circle, and dim the lights. If you have a door in your room, close it now.

Say: **All of a sudden, Jesus appeared in that room! How did he get in there? The door was locked!** Shine a flashlight on the "Jesus" poster on the wall. **Jesus told his friends, "Peace be with you."**

That must've been a big shock! Now Jesus was alive, just like he said he would be! Jesus showed his friends his hands and side where he'd been hurt. Point to Jesus' hands and side on the poster.

His friends were so happy to see that Jesus was alive! Jesus told them that God had sent him; now Jesus was sending his friends to share this awesome news with others: Jesus is alive! Have kids tell a partner, ► **"BELIEVE IN JESUS! Jesus is alive!"**

Jesus breathed on his friends and gave them the Holy Spirit. Have everyone take a deep breath and then let it out.

Bible Time: Believing Thomas Supplies

Bible
red marker
tape
flashlight

Teacher Pack

"Jesus" poster, "Jesus Surprises His Friends" poster (from the Big Bible Poster Pack)

Bible Time: Believing Thomas Easy Prep

Tape the "Jesus" poster to the wall, and make red dots on Jesus' hands and side for the scars.





The Holy Spirit gave his friends help and courage to do what Jesus wanted them to! Have kids stand up and act brave.

One of Jesus' friends named Thomas wasn't in the room when Jesus came, so the others told him, "We have seen the Lord!" Have kids repeat the phrase joyfully.

Thomas said that before he'd believe Jesus was alive, he'd have to see Jesus' hands where the nails had been and feel Jesus' side where he had been hurt.

A week later, Jesus' friends again were in a locked room and Thomas was with them. All of a sudden, Jesus appeared! Show children the "Jesus Surprises His Friends" poster.

Jesus told Thomas to touch his hands and side. Encourage each of the kids to come to the poster and touch Jesus' hands and side.

Thomas said, "My Lord and my God!" Have kids repeat the phrase. **Jesus loved Thomas and all his friends. He was glad they believed in him, because he knew they had a big job to do—to tell the world that Jesus was alive! Jesus told them that people are blessed who believe in him and haven't seen him yet. Jesus wants everyone to believe in him and live forever!**

Have kids form a line and march around the room, pretending to tell everyone about Jesus.

Talk With Kids ■■■■

Lead children in this discussion.

Ask:

- **What was surprising about the way Jesus told Thomas to touch his hands and side?**
- **What can we do to help others ► BELIEVE IN JESUS?**

Say: **Jesus helped Thomas believe that he was alive by showing him! Jesus calls us blessed because we believe without seeing him yet! The Holy Spirit, the Bible, other Christians, and our church help us believe in Jesus. Let's tell everyone to ► BELIEVE IN JESUS and live forever!**

4 WEAVING FAITH INTO LIFE

Choose at least two of the learning centers to help reinforce today's Bible lesson. Gather the needed materials, and put the supplies in an out-of-sight area until you're ready for them. Allow the children to choose which center they'd like to explore first. Then circulate among the children as they create and explore. Encourage them to make connections between their activities and the Bible by asking them the questions included with each center's description.

CENTER 1:

Air Art

What You'll Do

Have children form pairs.

Distribute the Lesson 7 My Bible Playground student pages, and have kids write their names on their papers.

Set out plastic spoons, straws, and shallow bowls of thin tempera paint.

Show children how to spoon a small amount of paint onto their pages, and then make designs by blowing the paint with their straws. Tell children not to actually dip the straws in the paint, but to let the air do the job.

Say: **See how the air moves the paint? Just like that, Jesus can move inside of us and do wonderful things when we believe in him.**

Talk With Kids

Lead children in this discussion.

Ask:

- What can Jesus do to “move” or do good things in a person’s life?
- What are some ways you can show others you believe in Jesus?

Say: **Even though we can’t see air, we know it’s real. Look at how air made the paint move! Thomas had a hard time believing that Jesus was alive because he couldn’t see him. But many things are real, even if we can’t see them—like your breath or air! Faith is believing in what we don’t see. We can’t see Jesus, but we believe in him. The Bible tells us to ► BELIEVE IN JESUS!**

CENTER 2:

Sippy Surprise

What You'll Do

Have kids clean their hands, and then give each child two paper cups.

Say: **Wait to enjoy your drinks until everyone has been served.** Pour the clear liquid into one cup and the red liquid into the other.

As you pour, ask: **What do you like to drink when you’re really thirsty?** If kids ask what the drinks are, encourage them to guess, but don’t tell them yet.

When everyone has been served, say: **Taste your drinks.**



Center 1: Air Art Supplies

- My Bible Playground
- plastic spoons
- straws
- washable tempera paint
- bowls

Center 1: Air Art Easy Prep

Remove the Lesson 7 pages from each My Bible Playground student book.

Center 2: Sippy Surprise Supplies

- 2 paper cups per child
- 2 clear pitchers
- chilled, colorless sports drink or juice
- water
- red food coloring
- graham crackers
- antibacterial gel (optional)

! ALLERGY ALERT

Center 2: Sippy Surprise Easy Prep

Fill 1 pitcher with cold water, and add red food coloring until the water resembles a fruit drink. Pour the sports drink into the other pitcher.



Allow time for all the kids to discover that the drinks don't taste as they might have expected. Then explain what the two pitchers contain. Distribute graham crackers for children to enjoy with their drinks.

Talk With Kids ■■■■

As children snack, lead them in this discussion.

Ask:

- What did you expect when you first took a drink?
- What surprised you when you found out that the drink wasn't what you expected?

Say: **This is similar to what Jesus' friends felt when they thought Jesus was dead but then they saw that he was alive again.**

Imagine what it must've been like for the disciples who thought their friend Jesus was dead but instead, he was alive! When they saw Jesus alive, they knew he was no ordinary man. They knew Jesus was God's Son, the Savior! Jesus died on the cross but now he's alive! That's why we ► **BELIEVE IN JESUS.**

■ CENTER 3:

Have Faith!

What You'll Do ■■■■■■

Let kids play with the bubbles. If you don't have enough bubble containers, have kids take turns playing with the bubbles.

Talk With Kids ■■■■

Lead children in this discussion.

Ask:

- What does it take to make a bubble?
- Air is real, even though you can't see it with your eyes. What is real about Jesus, even if we can't see him with our eyes?

Say: **Air is inside the bubbles. We can't see air, but we know it's there.**


Have kids each hold a hand a few inches in front of their mouths. Have children take a deep breath and then let it out.

Say: **Air has the strength to make bubbles and move them across the room, even though we can't see the air. Even though we can't see him today, we can have faith and ► BELIEVE IN JESUS.**

Have kids take another deep breath, and let it out again.

Center 3: Have Faith! Supplies

bubbles



Say: **Jesus' love fills our hearts, and he answers our prayers. The disciples told a lot of people so many years ago about Jesus. The good news spread, which is why we are Christians today! What awesome news to share!**



**Center 4: Belief
Review
Supplies**

CD player
construction paper
markers

Teaching Pack
CD: "Jesus Came" (all
verses) (track 18)

**CENTER 4:
Belief Review**

What You'll Do ■■■■■■

Give each child a sheet of construction paper. Have kids decorate their papers, and then show them how to accordion-fold their paper like the fan Theo had.

Say: **Wave the fan gently in front of your face. Feel the air.** Remind kids that we know air is real, even though we can't see it.

Lead children in singing "Jesus Came" (all verses) (track 18 on the CD) to the tune of "Yankee Doodle." Have kids wave their fans to the beat.

**Jesus came into the town,
A-riding on a donkey.
Clap and sing and shout and praise
To Jesus who sure loves us!**

(Chorus)

**Jesus Christ is Lord of all.
Jesus is our king!
Jesus Christ is Lord of all.
Jesus is our king!**

**Jesus died but came to life
On that Easter morning.
He's alive forevermore.
That's why we all are singing!**

(Repeat chorus.)

**Believe in Jesus, he's alive.
He loves you very much!
Believe in Jesus, he's alive.
He loves you very much!**

(Repeat chorus; then repeat from the beginning.)





Daily Challenges Supplies

My Bible Playground

Talk With Kids ■■■■

Lead children in this discussion.

Ask:

- What do you believe is true about Jesus?
- What can you do to show others you believe in Jesus?

Say: **Take your fans home with you to remind you that we ► BELIEVE IN JESUS because he is alive. After he came back to life, he visited his friends to make sure they knew he was alive.**

5 LASTING IMPRESSIONS

Daily Challenges

What You'll Do ■■■■■■

After the children have cleaned up the centers, bring everyone back to the circle area on the floor. Review the lesson activities and the Bible Point, and then encourage the children to share what they remember about what they learned from the Bible today.

Also use this time to challenge kids in their faith. Encourage them to choose a Daily Challenge for applying today's lesson to their lives this week. Use this challenge for encouraging your children's growing relationships with Jesus.

Talk With Kids ■■■■

Say: **Today we learned that it's good for us to ► BELIEVE IN JESUS. Choose one of these Daily Challenges to show this week that you believe in Jesus.**

Give kids these three challenges to choose from:

1. **Draw a picture of someone you can tell about Jesus—and then make sure you tell that person.**
2. **Each night before you go to bed, tell Jesus you believe in him.**
3. **Ask your mom or dad to help you take your neighbors a plate of cookies, and then tell your neighbors that you believe in Jesus.**

Say: **If you want to draw a picture, circle choice number 1. If you want to tell Jesus you believe in him, circle choice number 2. If you want to bring cookies to a neighbor, circle choice number 3.** Check that each child circled a choice. Make sure you tell kids the challenge you choose. Your commitment will inspire children and will give them an opportunity to see God at work in your life as well as in theirs!

Breeze Prayer

What You'll Do

If kids made fans in the “Center 4: Belief Review” activity, have them bring the fans to the prayer time. If not, give each child a piece of construction paper. Show kids how to accordion-fold the paper to make a fan like the one Theo had in the box. Have kids fan themselves while you say the prayer.

Pray: **Dear God, thank you for giving us faith to believe in you, even though we don't see you.** Go around the circle and have kids each say one thing about Jesus they're thankful for. **Thank you, Jesus! We love you so much! In your name, amen.**

Weaving Faith at Home

Have children take home their My Bible Playground pages whether they worked on them or not. Have children tell their parents the challenge they committed to in the “Daily Challenges” activity. Encourage parents to help their kids fulfill this commitment during the week. By working together and focusing on the same goals, you and parents can help children weave faith into their lives!

Talk to your Director about emailing the FREE FamilyConnect to all your church's families. Available at group.com/digital.



Breeze Prayer Supplies

.....
construction paper

Belief