

# Jesus Sends Power From God

Acts 2:1-21




**► Bible Point**  
God gives us the Holy Spirit.

**Key Verse**  
“But the Counselor, the Holy Spirit, whom the Father will send in my name, will teach you all things and will remind you of everything I have said to you” (John 14:26).

**Weaving Faith Into Life**  
Children will tell others that God gives us the Holy Spirit.

Five- and six-year-olds learn in concrete ways and need hands-on opportunities to grasp the basic truth about the Holy Spirit. At this age, kids need to be shown that ice, water, and steam are all forms of water, but appear differently. Similarly, kids need to be shown how God is the Father, the Son, and the Holy Spirit. Use this lesson to help kids understand that God gave us the Holy Spirit to teach us, guide us, and give us the power to tell all people about God’s love.

LESSON	WHAT CHILDREN DO	SUPPLIES	EASY PREP
<p><b>1</b></p> <p><b>Getting Started</b> <i>about 10 min.</i></p>	<p><b>Welcoming Song</b> Sing or listen to praises for God.</p>	<p>CD player <b>Teacher Pack:</b> CD</p>	
<p><b>2</b></p> <p><b>Key Verse Activity</b> <i>about 10 min.</i></p>	<p><b>Teach Me!</b> Color three sides of a triangle.</p>	<p>Bible <b>Teacher Pack:</b> “Trinity” Triangles, separated</p>	
<p><b>3</b></p> <p><b>Bible Exploration</b> <i>about 15 min.</i></p>	<p><b>Theo’s News</b> Find out what a fan has to do with the Bible.</p>	<p>Surprise Box (any box will do), Theo puppet, paper fan, CD player <b>Teacher Pack:</b> CD</p>	<p>Put the fan inside the Surprise Box, and hide the box where it’s easily accessible.</p>
	<p><b>Bible Time: The Holy Spirit</b> Make puppets.</p>	<p>Bible, CD player, flashlight, paper fan from Theo’s News, My Bible Playground, stapler, markers <b>Teacher Pack:</b> CD</p>	<p>Remove the Lesson 13 pages from each My Bible Playground student book.</p>

*Bold text within the lesson is spoken text.*



LESSON	WHAT CHILDREN DO	SUPPLIES	EASY PREP
<p><b>4</b></p> <p><b>Weaving Faith Into Life</b></p> <p><i>about 20 min.</i></p> <p><i>(Choose 2 centers.)</i></p>	<p><b>Center 1: Holy Spirit Helps</b></p> <p>Use props to retell an event in the Bible.</p>	<p>CD player, props and puppets from the “Bible Time” activity</p> <p><b>Teacher Pack:</b> CD</p>	
	<p><b>Center 2: Three-in-One</b></p> <p>Enjoy a three-in-one snack.</p>	<p>milk, cups, chocolate syrup, cookies, spoon, antibacterial gel (optional)</p>	
	<p><b>Center 3: A-Maze-ing Spirit</b></p> <p>Be led around the room.</p>		
	<p><b>Center 4: Pouring Out the Spirit</b></p> <p>Pour water over decorated cups.</p>	<p>paper cups, crayons, pitchers of water, measuring cups, towels</p>	
<p><b>5</b></p> <p><b>Lasting Impressions</b></p> <p><i>about 10 min.</i></p>	<p><b>Daily Challenges</b></p> <p>Choose a Daily Challenge to apply God’s Word.</p>	<p>My Bible Playground</p>	
	<p><b>Flaming Prayer</b></p> <p>Thank God for giving us the Holy Spirit.</p>	<p>flashlight</p>	
	<p><b>Weaving Faith at Home</b></p> <p>Talk about how to share what they learned with their families.</p>		

**Bold text** within the lesson is spoken text.





## Welcoming Song Supplies

CD player

### Teacher Pack

CD: "Hurrah!" (track 19), "Jesus Loves Me Rock" (track 6)

# 1 GETTING STARTED


## Welcoming Song



**Tip** Consistently use the same signal to announce a transition to the next activity. You could flip the lights off and on, use a train whistle, have a puppet rustling inside a bag, or sing cleanup songs. Keep it simple, consistent, and fun.

### What You'll Do ■■■■■■

As the children arrive, greet each child and welcome him or her with a smile. When it's time to begin, use your signal to bring the children together in a circle. Lead kids in singing "Hurrah!" (track 19 on the CD) to the tune of "When Johnny Comes Marching Home." Encourage kids to join you in singing and doing the motions.

 **Let's come and sing at church today. Hurrah! Hurrah!** (*pump fists into the air on "hurrah!"*)

**Let's come and pray at church today. Hurrah! Hurrah!** (*pump fists into the air on "hurrah!"*)

**The girls will cheer, the boys will shout;** (*have girls cheer and boys shout*)

**We'll learn what love is all about.**

**And we'll sing and pray** (*fold hands in prayer*)

**With our friends at church.**

(Repeat 2x.)

Say: **Today we'll learn that ► GOD GIVES US THE HOLY SPIRIT. Let's sing "Jesus Loves Me Rock" in our most powerful, loud, and happy voices to show how powerful Jesus can help us be!**

Lead kids in singing "Jesus Loves Me Rock" (track 6 on the CD). Encourage kids to join you in singing. The first time through, have the girls sing the first phrase and have the boys sing the echo. On the repeat, reverse the parts. Have kids move "freestyle" to the beat.

 **Jesus loves me;** (*echo*)

**This I know,** (*echo*)

**For the Bible** (*echo*)

**Tells me so.** (*echo*)


**Little children** (*echo*)

**To him belong.** (*echo*)

**They are weak, but** (*echo*)

**He's so strong!** (*echo*)

Jaaayyy! (*J*)



Eeeeeee! (E)  
Ssssss! (S)  
Uuuuuu! (U)  
Ssssss! (S)

And what's that spell? (Jesus!)  
And who do you love? (Jesus!)  
And who loves you? (Jesus!)  
Who died for you? (Jesus!)  
And who's your guy? (Jesus!)  
The apple of your eye! (Jesus!)  
And who's your friend? (Jesus!)  
He'll love ya to the end!

(Repeat from the beginning.)

"Jesus Loves Me Rock" by Dean-o. © 2003 Group Publishing, Inc. All rights reserved.

Say: ► **GOD GIVES US THE HOLY SPIRIT to help us.**

## 2 KEY VERSE ACTIVITY

### Teach Me!

#### What You'll Do ■■■■■■

Have children sit in a circle. Open your Bible to John 14:26, and show children the words.

Say: **Our Key Verse from the Bible, John 14:26, says, "But the Counselor, the Holy Spirit, whom the Father will send in my name, will teach you all things and will remind you of everything I have said to you" (John 14:26). That means that the Holy Spirit will teach us. Let's say our Key Verse together.** Lead children in repeating the simplified version of the Key Verse after you: **The Holy Spirit will teach you (John 14:26).**

Go around the circle and say the Key Verse followed by each child's name.

Ask:

- **Who are people at church who teach you? at home? at school?**

Say: **Parents or grandparents may teach you to wash your hands, tie your shoes, and love your brothers and sisters. Pastors and teachers help you learn about Jesus and how much God loves you. Today we're learning about how God sent a**

#### Teach Me! Supplies

Bible  
**Teacher Pack**  
"Trinity" Triangles,  
separated





**powerful teacher—the Holy Spirit! Our Key Verse from the Bible says “The Holy Spirit will teach you” (John 14:26).**

Give each child a Trinity Triangle. Hold up a triangle.

Say: **God has three sides.** Show kids the blue side of the triangle.

**God is the Father who created everything.** Have kids name some things that God created. Then have kids each point their finger at the blue side. Then point to the yellow side.

Say: **God is the Son—Jesus, who saves us.** Have kids name other ways Jesus shows he loves us. Then have kids each point their finger at the yellow side. Then point to the red side.

Say: **God is the Holy Spirit who teaches us.** Have kids name ways the Holy Spirit teaches us. Then have kids each point their finger at the red side. Show kids the three sides of the triangle.

Say: **All three—Father, Son, and Holy Spirit—are God. Just like one triangle is made from three sides.**

**God loves us so much that he sent Jesus. And Jesus came to earth to save us. Then when Jesus went to heaven, he sent the Holy Spirit to teach us.**

.....

### 3 BIBLE EXPLORATION

## Theo's News

### What You'll Do ■■■■■■

Say: **Friends, it's time for Theo's News!**

Have the children sit in a circle. Then begin “Here, Theo” (track 4 on the CD). When the CD segment ends, bring out the Surprise Box, and put the Theophilus the FaithRetriever puppet on your hand. Then follow along with the script.

**Theo:** Hi, everybody!

**Teacher:** Hello, Theo! Tell us what interesting news you've dug up about the Bible today.

**Theo:** I hid it in the Surprise Box.

**Teacher:** Let's look inside to see what Theo dug up for us today.

*(Invite a child to open the Surprise Box, and have the kids pass the fan around the circle so the rest of the group can see it up close. Give the children time to guess what they might learn about the Bible.)*

**Teacher:** Friends, what do people use fans for?

### Theo's News Supplies

.....

Surprise Box (any box will do)

Theo puppet

paper fan

CD player

### Teacher Pack

CD: “Here, Theo” (track 4)

### Theo's News Easy Prep

.....

Put the fan inside the Surprise Box, and hide the box where it's easily accessible.



*(Pause for kids to answer your question.)*

**Teacher:** Theo, why did you hide a fan in the Surprise Box?

**Theo:** I just want you to know I'm your biggest *fan*.

**Teacher:** Oh yeah?

**Theo:** Yeah, you're really *cool*.

**Teacher:** Oh! Because a fan cools me off?

**Theo:** Coming up with these jokes is a...*breeze*!

**Teacher:** Okay, seriously, a fan helps a person make a breeze to cool off on a hot day.

Today we're going to hear about a room that was filled with a powerful breeze!

**Theo:** What kind of powerful breeze?

**Teacher:** ► **GOD GIVES US THE HOLY SPIRIT!** Let's find out what the breeze was!

**Theo:** Have fun, boys and girls!

**Teacher:** Say goodbye to Theo.

Encourage the children to wave or say goodbye to Theo. Then put Theo away in a safe place for next week's use.

## Bible Time: The Holy Spirit

### What You'll Do ■■■■■■

Distribute the student pages, and have kids write their names on their papers. Open your Bible to Acts 2, and show children the words. Tell kids that the Bible is God's special book.

Say: **Today in the Bible we're going to learn that ► GOD GIVES US THE HOLY SPIRIT.**

**First we're going to make puppets, and then we'll pretend we're in the room with Jesus' friends.**

Have kids follow these instructions to make puppets:

- **Design your page to look like you—same color of eyes, hair, and clothes.**
- **Fold the page and staple the side and top together to form a puppet.**
- **Leave the bottom open to slide your hand into your puppet.**

Have kids sit in a circle and hold up their completed puppets so everyone can see them, but tell them not to put them on their hands yet.

Say: **Look at all of us in one place! In the Bible, Jesus' friends heard a sound like the blowing of a strong wind. It came from heaven and filled the whole house!**

Walk around to the kids and wave the paper fan gently so they can feel the air on their faces. Play "Windy Day" (track 20 on the CD), and dim the lights.

Say: **Then the people saw what looked like a flame of fire that rested on each one of them!** Shine the flashlight on each child's head.



### Bible Time: The Holy Spirit Supplies

- Bible
- CD player
- flashlight
- paper fan from Theo's News
- My Bible Playground
- stapler
- markers
- Teacher Pack**
- CD: "Windy Day" (track 20)

### Bible Time: The Holy Spirit Easy Prep

- Remove the Lesson 13 pages from each My Bible Playground student book.





Say: **The fire didn't hurt them or burn them. All the people were filled with the Holy Spirit!** Have kids slide their hands into their puppets.

Say: **Just like your hand is filling your puppet, the Holy Spirit filled Jesus' friends and taught them to do something amazing—they began to speak in other languages!** Tell one child to say “hola” while moving his or her puppet. Then have another child say “bonjour” and move the puppet and another child say “hello.”

Say: **Hola is Spanish and bonjour is French for the English word hello.** Go around the circle and have each child say one of the words.

On the count of three, have kids shout their words again and again while they move their puppets. Tell them to keep going until you motion for them to stop.

After about 30 seconds, stop the kids and say: **When people heard this sound, they crowded around those people who believed in Jesus! The crowd heard many languages! The crowd asked, “How do these people know how to speak all these languages?”** Have kids repeat the question.

**They were so surprised. Some people, however, thought the new Christians were just being silly. Peter stood up with the new Christians so he could talk to the crowd.** Have all the kids stand up.

**Peter wanted to tell the crowd that God promised he'd “pour out” his Holy Spirit. That means ► GOD GIVES US THE HOLY SPIRIT. Just like your hand helps your puppet move, the Holy Spirit fills us and helps us live.** Have kids move their puppets as they repeat each of the following lines after you.

**God said he would give us the Holy Spirit!  
The Holy Spirit fills us.  
The Holy Spirit teaches us.  
The Holy Spirit helps us remember all Jesus did.  
God wants everyone to follow him and live with him forever!**

Encourage children to move their puppets as they each tell the Bible Point to two kids standing close to them. Then have children sit again, and turn off the CD.

### **Talk With Kids** ■■■■

Lead children in this discussion.

Ask:

- **You filled your puppet with your hand and made it move. What do people do when they're filled with the Holy Spirit?**
- **Why is it important to listen to the Holy Spirit?**

Say: **I think the new Christians were so surprised and happy when God gave them the Holy Spirit. Just like when you put your hand in your puppet and helped it move (put your hand in a puppet and make it move).**



Say: **God puts his Holy Spirit in believers and helps them tell others about Jesus! God will always live inside of them and help them tell others about him. ► GOD GIVES US THE HOLY SPIRIT.**

## 4 WEAVING FAITH INTO LIFE

Choose at least two of the learning centers to help reinforce today's Bible lesson. Gather the needed materials, and put the supplies in an out-of-sight area until you're ready for them. Allow the children to choose which center they'd like to explore first. Then circulate among the children as they create and explore. Encourage them to make connections between their activities and the Bible by asking them the questions included with each center's description.

### CENTER 1:

## Holy Spirit Helps

### What You'll Do

Replay "Windy Day" (track 20 on the CD), and let kids use the props and puppets from Bible Time to tell the Bible passage themselves.

Ask:

- Tell about a time someone helped you like the Holy Spirit helped the people in the Bible.
- What do you need the Holy Spirit's help with today?

Say: **When God gave the Holy Spirit to the believers, God filled them and lived inside of them. Just like you help your puppet move when your hand fills it, the Holy Spirit fills us and helps us live like Jesus.**

### CENTER 2:

## Three-in-One

### What You'll Do

Have kids clean their hands.

Say: **God is the Father, the Son, and the Holy Spirit! Let's talk about this during our snack.**

First we have God the Father. Give kids each a cookie.



### Center 1: Holy Spirit Helps Supplies

CD player  
props and puppets from the "Bible Time" activity

#### Teacher Pack

CD: "Windy Day" (track 20)

### Center 2: Three-in-One Supplies

milk  
cups  
chocolate syrup  
cookies  
spoon  
antibacterial gel (optional)

**! ALLERGY ALERT**



**Then we have the Son.** Give kids the milk.

**Finally, there's the Holy Spirit.** Walk around and pour a little syrup into each cup, stirring as you go. Then pray.

Say: **Dip your cookie into your chocolate milk to experience all three things at once as you eat your snack.**

### Talk With Kids ■■■■

As kids enjoy their treats, lead them in this discussion.

Ask:

- **What was it like to dip your cookie and experience the milk, the chocolate, and cookie all together?**

Say: ► **GOD GIVES US THE HOLY SPIRIT**, but we can't forget there are two other parts: **God the Father and Jesus the Son.**

## ■ CENTER 3:

# A-Maze-ing Spirit

### What You'll Do ■■■■■■

Say: ► **GOD GIVES US THE HOLY SPIRIT** to teach us and lead us. Find a partner, and pick one person to be the Leader and the other person the Follower.

Have kids take turns leading each other from one side of the room to the other. The Follower should close his or her eyes while the Leader leads. Afterward, have kids swap roles.

### Talk With Kids ■■■■


Lead children in this discussion.

Ask:

- **What was easy or difficult about leading?**
- **What was easy or difficult about following?**
- **What's easy or difficult about following the Holy Spirit?**

Say: **When we're not sure what to do, the Holy Spirit can help us. That's why God sent the Holy Spirit—to help us when we need help!**





**CENTER 4:**

# Pouring Out the Spirit

## What You'll Do

Say: Peter told the crowd that God had promised he'd "pour out" his Holy Spirit. That means the Holy Spirit fills us, lives in us, and helps us tell everyone about Jesus' love!

Have kids color the cups to look like a crowd of people—old and young, men and women, with different colors of hair, skin, and eyes. Then let the kids have fun using the measuring cups to fill the cups with water.

As they fill each cup, have children say, ► **"GOD GIVES US THE HOLY SPIRIT."**

## Talk With Kids

Lead children in this discussion.

Ask:

- What are some ways that we can let God fill us?
- What can we do to show others we are filled by God?

Say: ► **GOD GIVES US THE HOLY SPIRIT.** The Holy Spirit fills us and helps us live like Jesus would want us to. The Holy Spirit helps us tell everyone about Jesus and his love.

# 5 LASTING IMPRESSIONS

## Daily Challenges

### What You'll Do

After the children have cleaned up the centers, bring everyone back to the circle area on the floor. Review the lesson activities and the Bible Point, and then encourage the children to tell what they remember about what they learned from the Bible today.

Also use this time to challenge kids in their faith. Encourage them to choose a Daily Challenge for applying today's lesson to their lives this week. Use this challenge for encouraging your children's growing relationships with Jesus.

### Talk With Kids

Say: Today we learned that ► **GOD GIVES US THE HOLY SPIRIT.** Choose one of these Daily Challenges as a way you can think about that this week.



### Center 4: Pouring Out the Spirit Supplies

- paper cups
- crayons
- pitchers of water
- measuring cups
- towels

### Daily Challenges Supplies

My Bible Playground



### Flaming Prayer Supplies

flashlight

Give kids these three challenges to choose from:

1. **Have a parent turn on a fan in your bedroom, and then thank God together for sending the Holy Spirit.**
2. **Retell today's Bible passage to your friends at school, and explain that God gives us the Holy Spirit.**
3. **Read a Bible passage with a family member, and then thank God for giving us the Holy Spirit.**

Say: **If you want to have a parent turn on a fan for you, circle choice number 1. If you want to tell friends about the Bible passage, circle choice number 2. If you want to read the Bible with a family member, circle choice number 3.** Check that each child circled a choice. Make sure you tell kids the challenge you choose. Your commitment will inspire children and will give them an opportunity to see God at work in your life as well as in theirs!

## Flaming Prayer

### What You'll Do

Shine the flashlight one at a time on each child, and have everyone pray with you: **Thanks, God, for giving your Holy Spirit to help** [child's name].

After you shine a light on and name a child, have that child thank God for something the Holy Spirit has taught him or her.

Close with: **In Jesus' name, amen.**

## Weaving Faith at Home

Have children take home their My Bible Playground pages whether they worked on them or not. Have children tell their parents the challenge they committed to in the "Daily Challenges" activity. Encourage parents to help their kids fulfill this commitment during the week. By working together and focusing on the same goals, you and parents can help children weave faith into their lives!

Talk to your Director about emailing the FREE FamilyConnect to all your church's families. Available at [group.com/digital](http://group.com/digital).