

# People Rejoice as Jesus Enters Jerusalem

Mark 11:1-11

Most 5- and 6-year-olds are beginning to notice famous people, such as movie and TV actors, sports stars, and the president. At this age, children want people to look up to and seek out role models. They often pretend to be people of importance themselves. We know that Jesus is so much more important than any of these famous people. Use this lesson to help children learn that Jesus is king.



### ► Bible Point


Jesus is our king.

### Key Verse

“And every tongue confess that Jesus Christ is Lord, to the glory of God the Father” (Philippians 2:11).

### Weaving Faith Into Life

Kids will celebrate that Jesus is our king.

LESSON	WHAT CHILDREN DO	SUPPLIES	EASY PREP
<p><b>1</b></p> <p><b>Getting Started</b></p> <p><i>about 10 min.</i></p>	<p><b>Welcoming Song</b></p> <p>Sing or listen to praises for God.</p>	<p>CD player</p> <p><b>Teacher Pack:</b> CD</p>	
<p><b>2</b></p> <p><b>Key Verse Activity</b></p> <p><i>about 10 min.</i></p>	<p><b>He Is Lord!</b></p> <p>Learn the Key Verse, and cheer for Jesus and each other.</p>	<p>Bible</p>	
<p><b>3</b></p> <p><b>Bible Exploration</b></p> <p><i>about 15 min.</i></p>	<p><b>Theo’s News</b></p> <p>Find out what a tambourine has to do with the Bible.</p>	<p>Surprise Box (any box will do), Theo puppet, tambourine (or coins in a plastic container with lid), CD player</p> <p><b>Teacher Pack:</b> CD</p>	<p>Put the tambourine inside the Surprise Box, and hide the box where it’s easily accessible.</p>
	<p><b>Bible Time: A Path of Praises</b></p> <p>Draw people praising Jesus as they hear the Bible passage.</p>	<p>Bible, CD player, 2 pieces of white poster board, tape, markers</p> <p><b>Teacher Pack:</b> CD, “People Praise Jesus” poster (from the Big Bible Poster Pack)</p> 	<p>Tape the 2 pieces of poster board together end to end and place them on the floor.</p>

*Bold text within the lesson is spoken text.*

LESSON	WHAT CHILDREN DO	SUPPLIES	EASY PREP
<p style="text-align: center;"><b>4</b></p> <p style="text-align: center;"><b>Weaving Faith Into Life</b> <i>about 20 min.</i> <i>(Choose 2 centers.)</i></p>	<p><b>Center 1: A Kingly Ride</b> Retell the Bible passage as they move Jesus on a donkey along a road.</p>	My Bible Playground, child-safe scissors	Remove the Lesson 5 pages from each My Bible Playground student book.
	<p><b>Center 2: Crunchy Path</b> Make an edible path.</p>	graham crackers, 1 can of vanilla frosting or package of cream cheese, M&M's candies, Teddy Grahams, plastic knives, waxed paper, napkins, antibacterial gel (optional)	
	<p><b>Center 3: Royal Road</b> March in a parade and sing a song to Jesus.</p>	CD player, poster-board road from the "Bible Time" activity <b>Teacher Pack:</b> CD	
	<p><b>Center 4: Drawing Near Our King</b> Draw a picture of a king and a picture of themselves near the king.</p>	paper, markers	
<p style="text-align: center;"><b>5</b></p> <p style="text-align: center;"><b>Lasting Impressions</b> <i>about 10 min.</i></p>	<p><b>Daily Challenges</b> Choose a Daily Challenge to apply God's Word.</p>	My Bible Playground	
	<p><b>Praise Prayer</b> Walk along the road as they pray.</p>	poster-board road from the "Bible Time" activity	
	<p><b>Weaving Faith at Home</b> Talk about how to share what they learned with their families.</p>		

**Bold text within the lesson is spoken text.**



# People Rejoice as Jesus Enters Jerusalem

Mark 11:1-11

BIBLE BACKGROUND  
FOR LEADERS



## Prophecies Fulfilled

---

This moment in Jewish history had long been anticipated. Zechariah 9:9 predicts that the Messiah would come “gentle and riding on a donkey, on a colt, the foal of a donkey.” Without question, the Jews along Jesus’ path made this connection and knew what it meant. Their celebration made this clear as they covered Jesus’ path with their outer robes and palm branches—a demonstration of honor and submission.

## The King Comes

---

The cries of the people were significant. As they shouted “hosanna,” they were saying, “Lord, save us!” As they referred to Jesus as “he who comes in the name of the Lord” and spoke plainly of “the coming kingdom of our father David,” they were making clear references to the Messiah predicted many times in the Old Testament.

## Confusing Events

---

After the excitement of his triumphal entry, Jesus and his disciples left Jerusalem to spend the night in Bethany, where Mary, Martha, and Lazarus lived. No mention is made of the crowd following them. After all the cheering had died down, everyone must have gone home. Jesus had spoken earlier of his imminent death, but the day’s events probably encouraged the disciples to think about Jesus being made king. How could things possibly turn against him as Jesus said they would?

As events unfolded, the disciples’ heads must have been spinning. Throngs honored Jesus that day, but only a few days later the disciples hid in fear of the authorities, trying to find a way to live for the crucified Jesus.

## Changed Lives

---

Fortunately, we know what happened next. After the Resurrection, everything changed. And that’s how it can be in our lives. When we choose to live for Jesus, everything changes. We don’t honor him just by cheering and praying and singing great worship songs. We honor him—as the disciples did—in every facet of our lives. We honor him through our worship but also through our obedience, service, witness, and gratitude.

## The Jesus Connection

---

“Hosanna! Lord save us!” Jesus answers that plea: Through a relationship with him, we can experience this great gift of salvation.

It’s easy to unintentionally develop a ho-hum attitude about faith. Yet in this passage, the crowds honored Jesus with extravagant, public displays of worship. What can you do to break free of complacency? How will you extravagantly worship Jesus this week? Pray about actions you can take or words you can say this week to honor Jesus as the Messiah. You can write your prayer here.

---

---

---

---

---

---

---

---

---

---

---

---

---

---

---

---

---

---

---

---

---

---





## Welcoming Song Supplies


CD player

### Teacher Pack

CD: “Glad You’re Here”  
(track 12), “Jesus  
Loves Me Rock” (track  
6)

# 1 GETTING STARTED

## Welcoming Song

 **Tip** Consistently use the same signal to announce a transition to the next activity. You could flip the lights off and on, use a train whistle, have a puppet rustling inside a bag, or sing cleanup songs. Keep it simple, consistent, and fun.

### What You’ll Do

When it’s time to begin, use your signal to bring the children together in a circle.

Say: **I’m so glad you’re here. Let’s sing a song to celebrate that we’re all here.**

Lead kids in singing “Glad You’re Here” (track 12 on the CD) to the tune of “The Old Gray Mare.” Encourage the kids to join you in doing the motions and singing.

 **Glad you’re here;**

**Come, sing and pray with me,** (*cup hands in front of your mouth; then fold hands in prayer*)

**Sing and pray with me,** (*cup hands in front of your mouth; then fold hands in prayer*)

**Sing and pray with me.** (*cup hands in front of your mouth; then fold hands in prayer*)

**Glad you’re here;**

**Come, sing and pray with me.**

**We’re in God’s house today!** (*make the outline of a house with your hands*)

**We’re in God’s house today!** (*make the outline of a house with your hands*)

**We’re in God’s house today!** (*make the outline of a house with your hands*)

**Glad you’re here;**

**Come, sing and pray with me.** (*cup hands in front of your mouth; then fold hands in prayer*)

**We’re in God’s house today!** (*make the outline of a house with your hands*)

(Repeat from the beginning.)

Say: **Jesus loves you and me. Today, we’ll learn that ► JESUS IS OUR KING! Let’s rejoice and celebrate our king, Jesus, and how much he loves us!**

Have kids sing “Jesus Loves Me Rock” (track 6 on the CD).

 **Jesus loves me;** (*echo*)

**This I know,** (*echo*)

**For the Bible** (*echo*)



Tells me so. *(echo)*  
Little children *(echo)*  
To him belong. *(echo)*  
They are weak, but *(echo)*  
He's so strong! *(echo)*

Jaaayyy! *(J)*  
Eeeeeee! *(E)*  
Ssssss! *(S)*  
Uuuuuu! *(U)*  
Ssssss! *(S)*

And what's that spell? *(Jesus!)*  
And who do you love? *(Jesus!)*  
And who loves you? *(Jesus!)*  
Who died for you? *(Jesus!)*  
And who's your guy? *(Jesus!)*  
The apple of your eye! *(Jesus!)*  
And who's your friend? *(Jesus!)*  
He'll love ya to the end!

*(Repeat from the beginning.)*

"Jesus Loves Me Rock" by Dean-o. © 2003 Group Publishing, Inc. All rights reserved.

Say: **It's so great to know that Jesus loves us. Since ► JESUS IS OUR KING, that means the king loves us!**

.....

**2**

**KEY VERSE  
ACTIVITY**

# He Is Lord

## What You'll Do

Have the children form a circle and sit down. Open your Bible to Philippians 2:11, and show children the words.

Say: **Our Key Verse from Philippians 2:11 says, "And every tongue confess that Jesus Christ is Lord, to the glory of God the Father" (Philippians 2:11). A lord is kind of like a king. He is a ruler or leader over a big country where a lot of people live. Jesus is the most important, famous, wonderful Lord and king in all the world! Let's say our Key Verse together.** Lead children in saying the shortened Key Verse aloud with you: **"Jesus Christ is Lord" (Philippians 2:11).**

He Is Lord  
Supplies

.....

Bible





Ask:

- What makes Jesus different from the most important and famous person you can think of?

Say: **We may like famous, important people such as the president, a movie star, or a sports star. When we see those people, we may feel like clapping, celebrating, and shouting, “I like you! You’re awesome!” Well, you know what? I like you guys, and I think you’re really awesome!**

Have kids form two lines and face each other, about 5 feet apart. Let the kids walk one at a time between the two lines. Encourage kids to clap, celebrate, and shout affirmations to the child walking between the lines.

Say: **Our Key Verse from Philippians 2:11 says, “Jesus Christ is Lord.” Jesus Christ is Lord of the whole world, the whole universe, *everything!* We love Jesus and think he’s awesome. Let’s pretend Jesus the Lord is walking between our two lines. Let’s clap, celebrate, and cheer for Jesus our Lord! After kids do this, count to three, and have kids shout the Key Verse together: “Jesus Christ is Lord” (Philippians 2:11).**

### Talk With Kids ■■■■

Lead children in this discussion.

Ask:

- What are some things about Jesus that are worth praising?
- What are some ways you can praise Jesus this week for being our king?

Say: **We can celebrate Jesus as our king by singing, praying, worshipping, and telling everyone about him! ► JESUS IS OUR KING, and we love him!**

### Theo’s News Supplies

Surprise Box (any box will do)  
Theo puppet  
tambourine (or coins in a plastic container with lid)  
CD player

#### Teacher Pack

CD: “Here, Theo” (track 4)

### Theo’s News Easy Prep

Put the tambourine inside the Surprise Box, and hide the box where it’s easily accessible.

## 3

### BIBLE EXPLORATION

## Theo’s News

### What You’ll Do ■■■■■■

Say: **Friends, it’s time for Theo’s News!**


Have the children sit in a circle, and begin “Here, Theo” (track 4 on the CD). When the CD segment ends, bring out the Surprise Box, and put Theophilus the FaithRetriever puppet on your hand. Then follow along with the script.

**Theo:** Hi, everybody!

**Teacher:** Hello, Theo! Tell us what interesting news you’ve dug up about our Bible today.

**Theo:** I hid it in the Surprise Box.

**Teacher:** Let’s look inside to see what Theo dug up for us today.



*(Invite a child to open the Surprise Box, and have the kids pass the tambourine around the circle so the rest of the class can see it up close. Give the children time to guess what the Bible passage might be about.)*

**Teacher:** Friends, can you think of any reason Theo would hide a tambourine in our Surprise Box?

*(Pause for kids to answer your question.)*

**Teacher:** Theo, why did you hide this tambourine in the Surprise Box?

**Theo:** Tambourine? I thought that was a noisy pizza!

**Teacher:** A noisy pizza? Oh, come on, Theo...You knew it was a tambourine.

**Theo:** Yes, you're right. It is a tambourine!

**Teacher:** We can use our tambourines and other instruments when we want to sing and give praise to Jesus.

**Theo:** That's a great idea!

**Teacher:** ► **JESUS IS OUR KING!** Let's see how people praised Jesus as a king in the Bible.

**Theo:** Have fun, boys and girls!

**Teacher:** Say goodbye to Theo.

Encourage the children to wave or say goodbye to Theo. Then put Theo away in a safe place for next week's use.

## Bible Time: A Path of Praises

### What You'll Do ■■■■■■

Open your Bible to Mark 11, and show children the words. Tell kids that the Bible is God's special book.

Say: **Today in the Bible we're going to read a passage that takes place along a road. Let's pretend a road is right here.** Point to the poster board on the floor.

Have children form two groups, and have groups sit on either side of the road facing each other.

Say: **A big crowd of people is celebrating because Jesus, the king, will be coming along the road in just a few minutes.**

Ask:

- **What are some things we can do to celebrate Jesus coming?**

Show children the "People Praise Jesus" poster. Have children use markers to draw people praising Jesus the king on the poster.

Then have kids draw on the poster-board road things that might be on the ground, such as rocks, flowers, birds, and so on. Play "The Big Celebration" (track 14 on the CD) as kids draw. Pause the CD when told to lead children in a discussion. Then play the rest of the track.



### Bible Time: A Path of Praises Supplies

- Bible
- CD player
- 2 pieces of white poster board
- tape
- markers
- Teacher Pack**
- CD: "The Big Celebration" (track 14)
- "People Praise Jesus" poster (from the Big Bible Poster Pack)

### Bible Time: A Path of Praises Easy Prep

Tape the 2 pieces of poster board together end to end and place them on the floor.



## Talk With Kids ■■■■

When kids are done drawing, lead them in this discussion.

Ask:

- What could you do if you were going to see a king?
- What can you do to show praise to Jesus this week?

Say: **We can celebrate Jesus as our king by singing, praying, worshipping, and telling everyone about him! ► JESUS IS OUR KING, and we love him!**

## 4 WEAVING FAITH INTO LIFE

Choose at least two of the learning centers to help reinforce today's Bible lesson. Gather the needed materials, and put the supplies in an out-of-sight area until you're ready for them. Allow the children to choose which center they'd like to explore first. Then circulate among the children as they create and explore. Encourage them to make connections between their activities and the Bible by asking them the questions included with each center's description.

### ■ CENTER 1:

## A Kingly Ride

### What You'll Do ■■■■■■

Distribute the Lesson 5 My Bible Playground student pages, and have kids write their names on their papers.

Have kids cut out the donkey and Jesus figures from the bottom of their My Bible Playground pages.

Say: **Jesus rode on a donkey even though he was a king.**

Have kids lay the page on the table as the road. Help children each fold on the dotted lines so the people look as if they're standing up.

Say: **Put Jesus on the donkey and parade the donkey up the road to Jerusalem. Retell the Bible passage to a partner as you play.** Allow time.

### Talk With Kids ■■■■

Lead children in this discussion.

Ask:

- Why is it strange for a king to ride to town on a donkey?
- What are some things you can tell people about Jesus?

### Center 1: A Kingly Ride Supplies

My Bible Playground  
child-safe scissors

### Center 1: A Kingly Ride Easy Prep

Remove the Lesson  
5 pages from each  
My Bible Playground  
student book.



Say: **Jesus rode the donkey along the road to Jerusalem. People rejoiced and praised and celebrated their king, Jesus. We show other people that ► JESUS IS OUR KING when we tell others about him and help others in loving and kind ways. Let's tell everyone about our king, Jesus!**

**CENTER 2:**

## Crunchy Path

**What You'll Do** ■■■■■■

Have children clean their hands as you lay out a long strip of waxed paper. Kids will each use their goodies to make a section of the road that Jesus and the donkey traveled.

Say: **First we're going to make a road, like the one Jesus used.**

Have kids spread frosting on graham crackers and then place the graham crackers side by side on the waxed paper, as bricks on the road.

Say: **There were people lined up all along the road. Let's pretend these bear cookies are those people.**

Have children make a crowd by lining both sides of the road with Teddy Grahams. Then have them drop M&M's along the path, as the donkey's footsteps.

Invite someone to say a prayer thanking Jesus for being our king. Then let kids eat the goodies!

**Talk With Kids** ■■■■

Lead children in this discussion.

Ask:

- **We worked together to make this snack. What can we do to work together to love others?**

Say: ► **JESUS IS OUR KING. And we want to praise him just like those people did so long ago.**

**CENTER 3:**

## Royal Road

**What You'll Do** ■■■■■■

Lay the road that kids decorated during Bible Time on the floor for this center.



**Center 2: Crunchy Path Supplies**

- 
- graham crackers
  - 1 can of vanilla frosting or package of cream cheese
  - M&M's candies
  - Teddy Grahams
  - plastic knives
  - waxed paper
  - napkins
  - antibacterial gel (optional)

**! ALLERGY ALERT**

**Center 3: Royal Road Supplies**

- 
- CD player
  - poster-board road from the "Bible Time" activity
  - Teacher Pack**
  - CD: "Jesus Came" (verse 1) (track 15)



Say: **Let's learn a song.** Sing "Jesus Came" (verse 1) (track 15 on the CD) to the tune of "Yankee Doodle."

**Jesus came into the town,  
A-riding on a donkey.  
Clap and sing and shout and praise  
To Jesus who sure loves us!**

**Jesus Christ is Lord of all.  
Jesus is our king!  
Jesus Christ is Lord of all.  
Jesus is our king!**

*(Repeat from the beginning.)*

Have kids take turns pretending to ride a "donkey" up one side of the road and down the other side. Encourage the other children to follow behind and sing the song while marching and clapping. When everyone has had a turn, have the group sit in a circle.

Say: ► **JESUS IS OUR KING. And we love to praise him.**

### **Talk With Kids** ■■■■

Lead children in this discussion.

Ask:

- **What are some things kings do?**
- **How is Jesus like or unlike other kings?**
- **What can we do to show Jesus that we love him as our king?**

Say: **It's fun to sing songs to Jesus.** ► **JESUS IS OUR KING—the greatest king in the whole world, and we can show him that we love him and he is our king.**

## ■ **CENTER 4:**

# Drawing Near Our King

### **What You'll Do** ■■■■■■

Give each child a piece of paper and markers. Encourage kids to use markers to draw a picture of a king and a picture of themselves next to him.

Say: ► **JESUS IS OUR KING and he will lead us wherever we go.**

Have kids go around the circle and show the king pictures they drew. Invite kids to say:  
► **JESUS IS OUR KING.**

### Center 4: Drawing Near Our King Supplies

paper  
markers



## Talk With Kids

Lead children in this discussion.

Ask:

- What's important about knowing that ► JESUS IS OUR KING?
- What are ways to let Jesus be your king?

Say: **The people in the Bible celebrated when Jesus came to their town. They were happy to see him. We show other people that ► JESUS IS OUR KING when we worship him, give him our love, and tell others about him.**

---

## **5** LASTING IMPRESSIONS

## Daily Challenges

### What You'll Do

After the children have cleaned up the centers, bring everyone back to the circle area on the floor. Review the lesson activities and the Bible Point, and then encourage the children to share what they remember about what they learned from the Bible today.

Also use this time to challenge kids in their faith. Encourage them to choose a Daily Challenge for applying today's lesson to their lives this week. Use this challenge for encouraging your children's growing relationships with Jesus.

### Talk With Kids

Say: **Today we learned that ► JESUS IS OUR KING. Choose one of these Daily Challenges to remind you that Jesus is our king.**

Give kids these three challenges to choose from:

1. **Ask a family member to help you make a crown out of construction paper, and then hang it in your room to remind you that Jesus is king.**
2. **Build a fort in your room as a kingdom for Jesus, and ask Jesus to be your king.**
3. **Draw a picture of yourself praising Jesus.**

Say: **If you want to make a crown, circle choice number 1. If you want to build a fort, circle choice number 2. If you want to draw a picture, circle choice number 3.** Check that each child circled a choice. Make sure you tell kids the challenge you choose. Your commitment will inspire children and will give them an opportunity to see God at work in your life as well as in theirs!

### Daily Challenges Supplies

---

My Bible Playground



### Praise Prayer Supplies

.....  
poster-board road  
from the "Bible Time"  
activity

## Praise Prayer

### What You'll Do

Lay the road from Bible Time in the center of the group. One at a time, have kids walk along the road and say one statement of praise they want to tell Jesus, such as "I love you for being my king," "Thanks for forgiving me," or "Thanks for loving me!" After everyone has had a chance to praise our king, Jesus, close by praying: **We love you, Jesus! In your name, amen.**

## Weaving Faith at Home

Have children take home their My Bible Playground pages whether they worked on them or not. Have children tell their parents the challenge they committed to in the "Daily Challenges" activity. Encourage parents to help their kids fulfill this commitment during the week. By working together and focusing on the same goals, you and parents can help children weave faith into their lives!

Talk to your Director about emailing the FREE FamilyConnect to all your church's families. Available at [group.com/digital](http://group.com/digital).