

Abram Follows God's Direction

Genesis 12:1-8


Abram is a wonderful example of a person who trusted and followed God. Most 5- and 6-year-olds have interacted with trustworthy adults and have an innate sense of trust. With that trust, kids can understand that they can always follow God. Use this lesson to help kids grow in their understanding that they can follow God, too.



► **Bible Point**
We can follow God.

Key Verse
"Trust in the Lord
with all your heart"
(Proverbs 3:5).

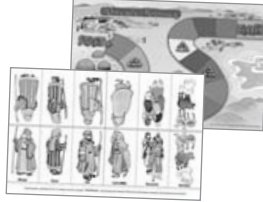
**Weaving Faith
Into Life**
Children will choose to
follow God in daily life.

LESSON	WHAT CHILDREN DO	SUPPLIES	EASY PREP
1 Getting Started <i>about 10 min.</i>	Welcoming Song Sing or listen to songs to welcome everyone to church.	CD player Teacher Pack: CD	
2 Key Verse Activity <i>about 10 min.</i>	A Trustworthy God Drop a pencil to learn about trusting God.	Bible, pencil	
3 Bible Exploration <i>about 15 min.</i>	Theo's News Find out what car keys have to do with the Bible.	Surprise Box (any box will do), Theo puppet, CD player, car keys Teacher Pack: CD	Put the car keys in the Surprise Box, and hide the box where it's easily accessible.
	Bible Time: Abram Follows God Go on a short journey to learn they can trust God.	Bible, backpack, 1 snack-sized pack of raisins per child, items from around the room, antibacterial gel (optional) Teacher Pack: "Abram's Journey" game board 	Hide the raisins where they'll be easily accessible.

Bold text within the lesson is spoken text.





LESSON	WHAT CHILDREN DO	SUPPLIES	EASY PREP
<p style="text-align: center;">4</p> <p style="text-align: center;">Weaving Faith Into Life <i>about 20 min.</i> <i>(Choose 2 centers.)</i></p>	<p>Center 1: Moving Day Draw things they'd like to take with them if they had to move.</p>	My Bible Playground, washable markers	Remove the Lesson 8 pages from each My Bible Playground student book.
	<p>Center 2: Can I Take Your Order? Ask a partner what snack he or she would like, and then serve each other the chosen snacks.</p>	pretzels, cheese crackers, water, apple juice, plastic cups, paper plates, antibacterial gel (optional)	Place the snack items in an area separate from where the kids will eat.
	<p>Center 3: Abram's Journey Play a game to learn about Abram's journey.</p>	<p>Teacher Pack: "Abram's Journey" game board, "Abram's Journey" game pieces, color block</p> 	Separate the "Abram's Journey" game pieces, and fold them so they stand up.
	<p>Center 4: Trusting God Talk to God about following him through challenges.</p>	1 copy per child of the "I Can Follow God" handout (at the end of this lesson), washable markers	
<p style="text-align: center;">5</p> <p style="text-align: center;">Lasting Impressions <i>about 10 min.</i></p>	<p>Daily Challenges Choose a Daily Challenge to apply God's Word.</p>	My Bible Playground	
	<p>Follow God Prayer Ask for God's help in doing new things or things they're afraid to do.</p>		
	<p>Weaving Faith at Home Talk about how to share what they learned with their families.</p>		

Bold text within the lesson is spoken text.





Welcoming Song Supplies

CD player

Teacher Pack

CD: “It’s Good to Have You...” (track 14),
“Shake a Friend’s Hand” (track 22)

1 GETTING STARTED

Welcoming Song



Tip Consistently use the same signal to announce a transition to the next activity. You could flip the lights off and on, use a train whistle, have a puppet rustling inside a bag, or sing cleanup songs. Keep it simple, consistent, and fun.

What You’ll Do ■■■■■■

As children arrive, greet each child and welcome him or her with a smile. When it’s time to begin, use your signal to bring the children together in a circle. Lead the kids in doing the actions and singing “It’s Good to Have You...” (track 14 on the CD) to the tune of “Oh Where, Oh Where Has My Little Dog Gone?”

 **It’s good to have you in church today.** (*nod your head and point to everyone in the room*)

Let’s sing, (*cup hands around mouth*) **let’s learn,** (*point to your head*) **and let’s pray.** (*make praying hands*)

We’ll make new friends, and we’ll have so much fun. (*shake someone’s hand*)

We’re glad you’ve joined us today! (*hold hands in a circle and swing hands back and forth*)

(Repeat 2x.)

Say: I’m so glad you’re all here at church today. Let’s sing one more song—watch closely to follow what I do.

Lead the kids in doing the actions and singing “Shake a Friend’s Hand” (track 22 on the CD) to the tune of “Found a Peanut.”

 **Shake a friend’s hand,** (*shake someone’s hand*)

Shake a friend’s hand, (*shake another person’s hand*)

Shake a friend’s hand—say “hello!” (*shake another friend’s hand, and say “hello!”*)

Thank you, God, for all our friends. (*pat someone on the back*)

Shake a friend’s hand—say “hello!” (*shake another friend’s hand, and say “hello!”*)

Give a big hug, (*hug someone*)

Give a big hug, (*hug another person*)


Give a big hug—say “hello!” (*hug another friend, and say “hello!”*)

Thank you, God, for all our friends. (*pat someone on the back*)

Give a big hug—say “hello!” (*hug another friend, and say “hello!”*)

(Repeat from the beginning.)





Say: **Great job following the actions for the song! Today we'll learn about Abram—a man who loved and trusted God so much that he followed God's directions and went to live in a new land. ► WE CAN FOLLOW GOD, too, because God loves us.**



2

**KEY VERSE
ACTIVITY**

A Trustworthy God

What You'll Do

Open your Bible to Proverbs 3:5, and show children the words. Tell kids the Bible is God's special book.

Say: **Our Key Verse from the Bible, Proverbs 3:5, says, "Trust in the Lord with all your heart." The word *Lord* is another name for God. Let's say the Key Verse together: "Trust in the Lord with all your heart" (Proverbs 3:5).**

Ask:

- What are ways you can show that you trust someone?
- Who are people who take care of you?

Say: **Parents and other family members love us and take care of us, so we know we can follow what they say. ► WE CAN FOLLOW GOD, too, because he loves us and cares for us. When God says he'll do something, he'll do it—every time.**

Hold up a pencil, and then let it fall to the ground. **We know for sure that each time we let go of something, it'll fall to the ground. When we drop things, something called gravity pulls them to the ground. Take turns dropping this pencil and let's see if gravity really does work every time.** Each time the pencil hits the ground, lead kids in repeating the Key Verse: **"Trust in the Lord with all your heart" (Proverbs 3:5).**

Talk With Kids

Lead children in this discussion.

Ask:

- Did you trust that the pencil would fall to the ground each time you dropped it? Why or why not?
- What do you think about God *always* doing what he says he'll do?

Say: **You trusted that gravity would pull down the pencil each time you dropped it. You can always trust God. ► WE CAN FOLLOW GOD and he'll always love and guide us through life. Let's say our Key Verse together one more time.** Lead children in saying the Key Verse with you: **"Trust in the Lord with all your heart" (Proverbs 3:5).**

A Trustworthy God Supplies

Bible
pencil





Theo's News Supplies

Surprise Box (any box
will do)

Theo puppet

CD player

car keys

Teacher Pack

CD: "Here,
Theo" (track 5)

Theo's News Easy Prep

Put the car keys in the
Surprise Box, and hide
the box where it's easily
accessible.

Bible Time: Abram Follows God Supplies

Bible

backpack

1 snack-sized pack of
raisins per child

antibacterial gel
(optional)

Teacher Pack

"Abram's Journey"
game board

ALLERGY ALERT

Bible Time: Abram Follows God Easy Prep

Hide the raisins
where they'll be easily
accessible.

3

BIBLE EXPLORATION

Theo's News

What You'll Do

Say: **Friends, it's time for Theo's News!**

Have children sit in a circle. Then begin "Here, Theo" (track 5 on the CD). When the CD segment ends, bring out the Surprise Box, and put Theophilus the FaithRetriever puppet on your hand. Then follow along with the script.

Theo: Hi, everybody!

Teacher: Hello, Theo! Tell us what interesting news you've dug up about the Bible today.

Theo: I hid it in the Surprise Box.

Teacher: Let's look inside to see what Theo dug up for us today.

(Invite a child to open the Surprise Box, and have kids pass the car keys around the circle so everyone can see them up close. Give kids time to guess what they'll learn from the Bible today.)

Teacher: My car keys! Theo, why did you put my car keys in the Surprise Box?

Theo: I hid them in the Surprise Box because today you'll be talking about a man who traveled a long way. And when you travel, you need your car keys.

Teacher: Friends, have you ever gone on a long trip? Where did you go?
(Pause for kids to answer your question.)

Theo: What did you take with you on your long trip?
(Pause for kids to answer your question.)

Teacher: The man we'll hear about today followed and trusted God to take care of him on his long trip. And ► **WE CAN FOLLOW GOD**, too. Friends, let's read the Bible to find out why the man went on the long trip!

Theo: Have fun, boys and girls!

Teacher: Friends, say goodbye to Theo.

Encourage the children to wave or say goodbye to Theo. Then put Theo away in a safe place for next week's use.

Bible Time: Abram Follows God

What You'll Do

Have kids sit in a circle. Open your Bible to Genesis 12, and show children the words.

Tell kids the Bible is God's special book. Say: **Today the Bible tells us that ► WE CAN FOLLOW GOD.**

A man named Abram lived in a nice place with his family for a long time. But one day, God told Abram to leave his home and go to a new place. God said he'd show Abram where to go and bless him and many others with many good things. Abram knew he



could follow God, so Abram packed up his belongings and his family and followed God to the new place. Show children the game board. First point out where Abram lived and then where he was headed.



Ask:

- Turn to someone next to you and tell about a time you or a friend had to move to a new house or a new city.
- What did you like or not like about moving somewhere new?

Say: **If we had to move today, we could follow God just as Abram did. God will guide us and bless us with good things.**

Ask:

- **If your family had to move, what would you want to take with you? What would you pack?** Pass the backpack around the circle, and have each child mention an item he or she would pack.

Say: **Let's pretend we're on a journey and following God's lead.** Lead the children on a short journey across the room, bringing the backpack with you. Along the way, collect several items from around the room to remind the children of their journey. For example, take your Bible, a pencil from your art supply area, or a jacket from the coat rack. Put the items in the backpack. Then lead kids back to your Bible Time area to sit in a circle again.

Say: **God kept his promise and blessed Abram as he traveled.** Bring out the snacks. **Would you look at these? We've been blessed, too! ► WE CAN FOLLOW GOD and trust that God will bless us, just as Abram trusted God. But before we eat the snacks, let's find out how Abram's travels ended.**

During the journey, God showed Abram a special land that God would give to Abram's children someday. Abram wanted to remember all that God had done for him and his family, so he built an altar. Have the kids work together to empty the backpack and place the items in the middle of the circle. **An altar is something that reminds a person of an awesome and wonderful thing God has done. In Abram's day, people usually built altars out of rocks. But we're going to use what we collected on our journey around the room.** Help kids stack the items to make an altar. **Wow! This altar reminds us of our trip around our room, and it reminds us that God has blessed us.**

Pray: **Thank you, God, for leading us and blessing us. We know we can always follow you, God. Thank you for our snack, too. In Jesus' name, amen.**

Talk With Kids ■■■■

Have children clean their hands. As they eat their snack, lead them in this discussion.

Ask:

- What do you think about the way Abram followed God to a new home?
- What do you think about the altar Abram built to remember all God had done on the journey?
- What special things do you have to remind you of a family trip or adventure?





Center 1: Moving Day Supplies

My Bible Playground washable markers

Center 1: Moving Day Easy Prep

Remove the Lesson 8 pages from each My Bible Playground student book.

Say: **Although going to a new place can be scary, it can also be an exciting family adventure and full of blessings. ► WE CAN FOLLOW GOD and trust God to guide us, just as God guided Abram.** Put the items into the backpack to use for the closing prayer.

4 WEAVING FAITH INTO LIFE

Choose at least two of the learning centers to help reinforce today's Bible lesson. Gather the needed materials, and put the supplies in an out-of-sight area until you're ready for them. Allow the children to choose which center they'd like to explore first. Then circulate among the children as they create and explore. Encourage them to make connections between their activities and the Bible by asking them the questions included with each center's description.

■ CENTER 1:

Moving Day

What You'll Do ■■■■■■

Help kids write their names on their My Bible Playground pages. Point out the picture of a moving truck on one of the pages.

Say: **When people move to a new house or city, they pack their belongings into a moving truck like this. You can draw on the truck on your page the things your family would take with you if you moved.** Allow time.

Talk With Kids ■■■■

Lead children in this discussion.

Ask:

- What would you like or not like about moving to a new city?
- Tell about other new things you've had to do that were scary at first, like starting school or riding a bike without training wheels.

Say: **When Abram moved, he followed God's lead. If you had to move, you could trust God to help you not be afraid. ► WE CAN FOLLOW GOD with new things and trust God to guide us and bless us.**



CENTER 2:

Can I Take Your Order?

What You'll Do

Have children clean their hands and form pairs by counting off by ones and twos. Then gather everyone.

Say: **Today we're learning about how Abram followed God's directions and trusted God to take care of him. ► WE CAN FOLLOW GOD, too. And we can follow others' directions and take care of each other.**

We have a couple of choices for your snack today. You can choose to eat pretzels or cheese crackers, and you can choose to drink water or apple juice. The Ones will go first. Ask your partner what he or she would like to eat and drink. Allow time for pairs to talk. Now Ones, you can go to the food table and follow your partners' directions of what he or she wants for snack. Help kids prepare snacks for their partners and then repeat with the Twos. After everyone has a snack, lead kids in prayer.

Pray: **God, thank you for always guiding us and taking care of us. We know we can follow you. Thank you for our tasty snack, too. In Jesus' name, amen.**

Talk With Kids

As children eat their snacks, lead them in this discussion.

Ask:

- What did you do to follow directions and make the snack for your partner?
- What was easy or hard about trusting someone else to prepare the snack you chose?
- What's easy or hard about following God's directions?

Say: **Following or trusting someone else—even God—can be difficult. One thing we know for sure is that ► WE CAN FOLLOW GOD no matter what. God will always take care of us when we follow him, just as God took care of Abram in the Bible.**

CENTER 3:

Abram's Journey

What You'll Do

Gather children around a table with the "Abram's Journey" game ready to play. Divide kids into no more than six teams, and assign each a different game piece.

Say: **We're going to play a game to learn about Abram's journey. Choose a game piece and then take turns rolling the color block to see where you can move your game piece. Whatever color you roll, move to the next closest space on the game**



Center 2: Can I Take Your Order? Supplies

- pretzels
- cheese crackers
- water
- apple juice
- plastic cups
- paper plates
- antibacterial gel (optional)

! ALLERGY ALERT

Center 2: Can I Take Your Order? Easy Prep

Place the snack items in an area separate from where the kids will eat.

Center 3: Abram's Journey Supplies

- Teacher Pack**
- "Abram's Journey" game board
 - "Abram's Journey" game pieces
 - color block

Center 3: Abram's Journey Easy Prep

Separate the "Abram's Journey" game pieces, and fold them so they stand up.





Center 4: Trusting God Supplies

1 copy per child of the
“I Can Follow God”
handout (at the end of
this lesson)
washable markers

board with that color. If you land on a space with an altar on it, you can roll and move again. Allow kids to play, taking turns rolling the dice and moving the pieces until they finish the game.

Talk With Kids ■■■■

Lead children in this discussion.

Ask:

- What did you like about your journey in this game?
- Why didn't you always know what was going to happen?

Say: **Abram trusted God to bless him and guide him on his journey. Just like Abram, ► WE CAN FOLLOW GOD—when we're not sure what's going to happen, when we're lonely, or even when we're playing a game and having fun!**

■ CENTER 4:

Trusting God

What You'll Do ■■■■■■

Help kids write their names at the top of a handout page.

Say: **Think about something you had to do this week that was either new to you or was hard to do.** Help kids come up with their ideas. **Draw a picture of that thing on your paper.** Allow time. **The words at the top of your page say, “I can follow God.” What would you like to tell God about your drawing?** Allow responses.

Let's pray about the things on your drawings and ask God to help us follow him as we try to do the things we drew.

Pray: **Dear God,**

Please help as we try to... Have kids who would like to share tell about what they need help with. **We trust you, God, to help us follow you every day and in everything we do. In Jesus' name, amen.**

Say: **Take your drawings home with you and put them in a place where you'll see them this week. Keep praying about what's in your drawings. Abram kept talking to God during his journey, and it helped Abram to follow God the whole way.**

► **WE CAN FOLLOW GOD, too, by asking him to guide us every day.**


Talk With Kids ■■■■

Lead children in this discussion.

Ask:

- Why do you think prayer helped Abram follow God on his journey?
- What do you think God will do this week as you pray about what's in your drawing?





Say: **It's very important to remember that we can pray to follow God every day, everywhere, no matter what!**



5 LASTING IMPRESSIONS

Daily Challenges

What You'll Do ■■■■■■

After the children have cleaned up the centers, bring everyone back to the circle area on the floor. Review the lesson activities and the Bible Point, and then encourage the children to share what they remember about what they learned from the Bible today.

Also use this time to challenge kids in their faith. Encourage them to choose a Daily Challenge for applying today's lesson to their lives this week. Use this challenge for encouraging your children's growing relationships with Jesus.

Talk With Kids ■■■■

Say: **Today we learned that ► WE CAN FOLLOW GOD. I'd like each of you to choose a way to follow God's lead this week.**

Read these three ideas for children to choose from:

- **Collect pictures and other items around your house that remind you of your family. Build an altar with those items and thank God for his help.**
- **When your mom or dad tells you to follow directions, do what they say. It's good practice for following God.**
- **Pray about doing something new or something you're afraid to do, and ask God to lead you.**

Have kids each whisper in your ear or tell you which idea they've chosen, and then circle it on each child's My Bible Playground page. Make sure you choose a challenge as well and tell kids which challenge you chose. Your commitment will inspire children and will give them an opportunity to see God at work in your life as well as theirs!

Follow God Prayer

What You'll Do ■■■■■■

Have kids join hands in a circle.

Say: **Let's pray about new things in our lives or things we're scared of and ask God to lead us. I'll say, "God I need your help with..." and then you can share. After each person shares, let's say together, "You can follow God."** Lead kids in the prayer, going around the circle until all are done; close with "amen."

Daily Challenges Supplies

My Bible Playground





Say: **We can always ask God for help when we're trying something new or we're afraid, and God will lead us. ► WE CAN FOLLOW GOD every day, because God loves us.**

Weaving Faith at Home

Have children take home their My Bible Playground pages whether they worked on them or not. Have the children tell their parents the challenge they committed to in the “Daily Challenges” activity. Encourage the parents to help their kids fulfill this commitment during the week. By working together and focusing on the same goals, you and parents can help children weave faith into their lives!

Talk to your Director about emailing the FREE FamilyConnect to all your church's families. Available at group.com/digital.





I Can Follow God

OK
TO COPY



