



Adam and Eve Sin

Genesis 3

Most 5- to 6-year-olds understand and want to follow rules. Children are eager to please adults, so they'll usually ask permission when they're unsure about what to do. Kids may have difficulty understanding that Adam and Eve were only the first—and not the last—people who did wrong things. You'll also find that some kids won't acknowledge when they've sinned. Don't worry; denying sin is a normal part of moral development at any age. But you can still guide kids to make good choices for God. Use this lesson to let kids know that we can make good choices to obey God and avoid sin.



► Bible Point


God wants us to make good choices.

Key Verse

"Love the Lord your God with all your heart and with all your soul and with all your strength" (Deuteronomy 6:5).

Weaving Faith Into Life

Children will learn that we can obey God to avoid sin.

LESSON	WHAT CHILDREN DO	SUPPLIES	EASY PREP
1 Getting Started <i>about 10 min.</i>	Welcoming Song Sing or listen to songs to welcome everyone to church.	CD player Teacher Pack: CD	
2 Key Verse Activity <i>about 10 min.</i>	Whole-Hearted Love Fill a heart with symbols of love.	Bible, 6-foot piece of yarn, construction paper, washable markers or crayons, scissors	Shape the yarn into a large heart on the floor. Cut out 1 large construction paper heart per child. Ensure there are enough paper hearts to completely fill the yarn heart.
3 Bible Exploration <i>about 15 min.</i>	Theo's News Find out how choices affect our heart.	Surprise Box (any box will do), Theo puppet, CD player, 2 chenille wires Teacher Pack: CD	Twist a chenille wire into a simple heart shape. Bend a second wire into a heart shape, and then distort the shape by twisting parts of the wire. Put both shapes inside the Surprise Box, and hide the box where it's easily accessible.
	Bible Time: The First Sin Learn about temptation through an interactive telling of the Bible passage.	Bible, tube sock Teacher Pack: "The First Sin" poster (from the Big Bible Poster Pack) 	

Bold text within the lesson is spoken text.



LESSON	WHAT CHILDREN DO	SUPPLIES	EASY PREP
4 Weaving Faith Into Life <i>about 20 min.</i> <i>(Choose 2 centers.)</i>	Center 1: Caring for the Garden Discover that taking care of the good things God's given them is a good choice.	My Bible Playground, white paper, washable markers, tape, child-safe scissors	Remove the Lesson 3 pages from each My Bible Playground student book.
	Center 2: Banana Split Ruin a perfectly good banana but still make use of it.	½ unpeeled, ripe banana per child; paper plates; antibacterial gel (optional)	
	Center 3: Bubbling Over Play a game and learn about loving God with their whole heart.	wastebasket, 1 bottle of bubbles and wand for every 3 children	
	Center 4: Pray Before Choosing Learn to ask God about making the right choice.	Teacher Pack: pendant	
5 Lasting Impressions <i>about 10 min.</i>	Daily Challenges Choose a Daily Challenge to apply God's Word.	My Bible Playground	
	"Good Choices" Prayer Thank God for his help in making good choices.		
	Weaving Faith at Home Talk about how to share what they learned with their families.		

Bold text within the lesson is spoken text.

Adam and Eve Sin

Genesis 3

BIBLE BACKGROUND
FOR LEADERS

Adam and Eve Choose to Disobey God

The first thing we read about is the crafty serpent used by Satan to deceive the first humans. The serpent's first question demonstrated his craftiness. He must've known what God had really commanded about the fruit of a particular tree in the Garden of Eden, but asking the question made Eve begin to reconsider. The serpent, knowing he'd made Eve question God, proceeded to take his deception further, suggesting that God didn't have Eve's best interests in mind. Eve took the bait and ate the fruit—and Adam ate after her.

Adam and Eve “Hide” From God

As always, temptation promised more than the sin delivered. Adam and Eve didn't become "like God," but instead faced the reality that they'd disobeyed God. Suddenly their nakedness, which had been natural when all was good, seemed wrong. They decided to hide from God.

God was angry. The beings he had created and provided for so bountifully had turned against him. They'd refused to trust him. But God came looking for them, knowing well what had happened. Here God showed his character and established an important pattern: When people sin and turn against God, God seeks them out and draws them to himself. God loves his people—no matter what.

Adam and Eve Leave the Garden

God's constant love for us doesn't mean we can avoid the consequences of sin. The rest of this passage relates the consequences of Adam and Eve's sin, which from that point on fell upon all humanity. However, the banishing of Adam and Eve from the garden wasn't so much for punishment as for their

protection. Now that they'd sinned, sin would be part of them as long as they lived. Should they eat of the tree of life in the garden, they would live forever under the power of sin. Only physical death could save them from such a life. And God had a plan to save them from spiritual death, a plan that likely is hinted at in Genesis 3:15: Jesus would come and experience death, but he would defeat Satan forever!

The Jesus Connection

When have you battled with sin, and what was the outcome? God seeks us and loves us even when we betray him, and he gives us forgiveness and eternal life through Jesus' sacrifice. God has given us an example to follow and a source of strength and support—in Jesus. Jesus can help us be faithful to God. Ask Jesus to help you resist sin and faithfully follow God's laws. You can write your prayer here.

This image shows a single sheet of white paper with horizontal blue or grey ruling lines. The lines are evenly spaced and run across the width of the page. There are approximately 20 lines visible. The paper has a slight shadow on its right side, suggesting it's resting on a surface.



Welcoming Song Supplies

CD player

Teacher Pack

CD: "It's Good to Have
You..." (track 14),
"Let Your Light Shine"
(Matthew 5:16)
(track 12)

1

GETTING STARTED

Welcoming Song



Tip Consistently use the same signal to announce a transition to the next activity. You could flip the lights off and on, use a train whistle, have a puppet rustling inside a bag, or sing cleanup songs. Keep it simple, consistent, and fun.

What You'll Do ■■■■■■

As children arrive, greet each child and welcome him or her with a smile. When it's time to begin, use your signal to bring the children together in a circle. Lead the kids in doing the actions and singing "It's Good to Have You..." (track 14 on the CD) to the tune of "Oh Where, Oh Where Has My Little Dog Gone?"



It's good to have you in church today. (*nod your head and point to everyone in the room*)

Let's sing, (*cup hands around mouth*) **let's learn,** (*point to your head*) **and let's pray.** (*make praying hands*)

We'll make new friends, and we'll have so much fun. (*shake someone's hand*)

We're glad you've joined us today! (*hold hands in a circle and swing hands back and forth*)

(Repeat 2x.)

Say: Today we're learning that when we disobey God, that's called sin. ► **GOD WANTS US TO MAKE GOOD CHOICES.** When we make good choices, we stand out like a shining light for God and stay away from sin. **Let's sing a song about letting our lights shine.** Have kids hold up an index finger like a candle as they sing "Let Your Light Shine" (Matthew 5:16) (track 12 on the CD).




**Let your light shine before men that
They may see your good deeds and
Praise your Father in heaven.
Let your light shine before men, yeah,
Let your light shine before men.**
(Repeat 2x.)

**Let your light shine before men, yeah,
Let your light shine before men.**

"Let Your Light Shine" (Matthew 5:16) by Carol Smith. © 2003 Group Publishing, Inc. All rights reserved.





Say: I'm so glad you came to church today. ► **GOD WANTS US TO MAKE GOOD CHOICES** to obey him.

2**KEY VERSE
ACTIVITY**

Whole-Hearted Love

What You'll Do ■■■■■■

Have children sit in a circle. Open your Bible to Deuteronomy 6:5, and show children the words. Tell kids that the Bible is God's special book.

Say: **Our Key Verse from the Bible, Deuteronomy 6:5, says, "Love the Lord your God with all your heart and with all your soul and with all your strength." That means to love God with all of you. Let's say our Key Verse together.** Lead the children in repeating the simplified version of the Key Verse after you: **Love God with your whole heart (Deuteronomy 6:5).**

Give each child a paper heart and washable markers or crayons. Help kids each write their name on their heart as a way to tell God he has their whole heart. Remind kids that loving God helps us make good choices.

Loving God is always a good choice. Let's fill the inside of this big heart to show how we'll choose to fill our whole hearts with love for God.

Let kids take turns placing their paper hearts inside the yarn heart, and lead them in saying the simplified Key Verse: **Love God with your whole heart (Deuteronomy 6:5).**

The Bible tells us that God wants our whole heart to be filled with love for him. That means God wants us to love him more than anything. Not just a little bit. Not just sometimes, but every day with all of our heart. ► GOD WANTS US TO MAKE GOOD CHOICES, and one of the best choices we can make is to love God with all our heart.

Pray: **God, you're awesome and we love you with our whole heart. In Jesus' name, amen.**

Talk With Kids ■■■■

Lead children in this discussion.

Ask:

- **What do you think about loving God with your whole heart?**
- **What can you do with your paper heart to remind you to love God with your whole heart?**



Whole-Hearted Love Supplies

Bible
6-foot piece of yarn
construction paper
washable markers or
crayons
scissors

Whole-Hearted Love Easy Prep

Shape the yarn into a large heart on the floor. Cut out 1 large construction paper heart per child. Ensure that there are enough paper hearts to completely fill the yarn heart.





Theo's News Supplies

Surprise Box (any box
will do)
Theo puppet
CD player
2 chenille wires
Teacher Pack
CD: "Here, Theo"
(track 5)

Theo's News Easy Prep

Twist a chenille wire
into a simple heart
shape. Bend a second
wire into a heart shape,
and then distort the
shape by twisting
parts of the wire. Put
both shapes inside the
Surprise Box, and hide
the box where it's easily
accessible.

Bible Time: The First Sin Supplies

Bible
tube sock
Teacher Pack
"The First Sin" poster
(from the Big Bible
Poster Pack)

3 BIBLE EXPLORATION

Theo's News

What You'll Do ■■■■■■

Say: **Friends, it's time for Theo's News!**

Have the children sit in a circle. Then begin "Here, Theo" (track 5 on the CD). When the CD segment ends, bring out the Surprise Box, and put Theophilus the FaithRetriever puppet on your hand. Then follow along with the script.

Theo: Hi, everybody!

Teacher: Hello, Theo! Tell us what interesting news you've dug up about the Bible today.

Theo: I hid it in the Surprise Box.

Teacher: Let's look inside to see what Theo dug up for us today.

(Invite a child to open the Surprise Box, and have the kids pass the two shapes around the circle so everyone can see them up close. Give kids time to guess what they'll learn from the Bible today. Then lay the two shapes side by side on the floor.)

Teacher: Friends, what do you think happened to this second heart?

(Pause for kids to answer your question.)

Teacher: Theo, why did you hide these two shapes in the Surprise Box?

Theo: Well, the first heart is perfect and good. *(Holds up the heart shape.)* But something changed the second heart. *(Holds up the distorted heart.)*

Teacher: You're right, Theo. This reminds me of how God gave Adam and Eve perfect hearts when he first created them. *(Hold up the heart shape.)* But Adam and Eve sinned and that turned their hearts away from God. *(Hold up the bent heart.)* ► **GOD WANTS US TO MAKE GOOD CHOICES.** Friends, let's read the Bible to learn about when Adam and Eve sinned and did something wrong.

Theo: Have fun, boys and girls!

Teacher: Friends, say goodbye to Theo.


Encourage the children to wave or say goodbye to Theo. Then put Theo away in a safe place for next week's use.

Bible Time: The First Sin

What You'll Do ■■■■■■

Open your Bible to Genesis 3, and show children the words. Tell kids the Bible is God's special book. Set out "The First Sin" poster.

Say: **Today we'll hear from the Bible that ► GOD WANTS US TO MAKE GOOD CHOICES. After God created the world, he rested and said it was good. God told Adam and Eve to obey him while they lived in the beautiful Garden of Eden.** Point to the poster and invite kids to tell you what's beautiful in the picture. **In the middle of the**



garden there was a tree that had fruit Adam and Eve weren't supposed to eat. Point to the tree. The fruit on the tree looked delicious. But Adam and Eve knew that God had said not to eat it.

Ask:

- Tell about a time a parent or a teacher told you not to do something.
- Explain whether it was easy or difficult to obey.

Say: **For a while, Adam and Eve obeyed God. But one day, a bad serpent—maybe like a snake—came to Eve.** Put the tube sock on your hand, and wiggle it like a snake toward the kids. **The serpent laughed and said, “God told you not to eat this fruit? If you eat it, you’ll be like God.”**

Ask:

- Tell about a time someone else told you to do something or take something you knew would get you in trouble.
- What made it easy or difficult to make a good choice and say “no”?

Say: **When we want something that we know we’re not supposed to have, that’s called temptation—and Eve was tempted by that sneaky serpent!** Wiggle the sock puppet toward the kids again. **Pretty soon, Eve thought the fruit on the tree looked too good to leave alone! She thought God wouldn’t notice if she ate a little bit.** Gasp and invite kids to gasp with you.

So Adam and Eve ate the fruit from the tree. Have kids point to the tree on the poster. **When they ate the fruit, everything looked different to them. They’d sinned by disobeying God. They were embarrassed by their sin and when God came to spend time with them, they hid from God.** Have kids hide their faces with their hands.

God wasn’t happy with Adam and Eve. Have kids point to Adam and Eve in the poster. **They had disobeyed God and sinned. Because of their sin, God told Adam and Eve they had to leave the garden and all the wonderful things in it.** Have kids move and sit in another part of the room—leaving the poster behind. **But God still cared for Adam and Eve. God sent them out of the garden, but he gave them clothing and another place to live. Then God blessed them with a family.**

Talk With Kids ■■■■

Lead children in this discussion.

Ask:

- What do you think about what the serpent said to Eve and Adam about eating the fruit?
- Why do you think Adam and Eve disobeyed God?
- What does the way God took care of Adam and Eve—even after they sinned—tell us about God?

Say: **God knows that everyone has sinned, but God still loves us. ► GOD WANTS US TO MAKE GOOD CHOICES** so we can stay away from sin.





Center 1: Caring for the Garden Supplies

My Bible Playground
white paper
washable markers
tape
child-safe scissors

Center 1: Caring for the Garden Easy Prep

Remove the Lesson
3 pages from each
My Bible Playground
Student Book.

Center 2: Banana Split Supplies

½ unpeeled, ripe
banana per child
paper plates
antibacterial gel
(optional)

**ALLERGY
ALERT**

4 WEAVING FAITH INTO LIFE

Choose at least two of the learning centers to help reinforce today's Bible lesson. Gather the needed materials, and put the supplies in an out-of-sight area until you're ready for them. Allow the children to choose which center they'd like to explore first. Then circulate among the children as they create and explore. Encourage them to make connections between their activities and the Bible by asking them the questions included with each center's description.

CENTER 1:

Caring for the Garden

What You'll Do

Help kids write their names on their My Bible Playground pages. Say: **Along with telling Adam and Eve not to eat the fruit from one of the trees in the Garden of Eden, God told them to take care of land, the plants, and all the living things in the garden.** Have kids look at the picture on the page of a beautiful place, like the Garden of Eden. **God gave Adam and Eve a good home. God told them to make good choices to take care of it. God gives us good things to take care of, too.**

Have kids draw on white paper three things they care for most. Then have kids each cut the items out and tape them to their My Bible Playground page to represent the good things in their own "Garden of Eden."

Talk With Kids

Lead children in this discussion.

Ask:

- Tell about the good things you drew.
- What choices can you make today to care for the good things God's given you?


Say: ► **GOD WANTS US TO MAKE GOOD CHOICES. We can choose to take care of our world.**

CENTER 2:

Banana Split

What You'll Do

Have children clean their hands.



Say: **When God made Adam and Eve, there was nothing bad in the world. No one was mean. No one disobeyed. Everything was perfect.** Give each child an unpeeled banana half and a paper plate. **God wanted the world to stay perfect, but Adam and Eve chose to do something that was wrong.** Have kids each peel the banana and break it into pieces on their paper plate. **Adam and Eve disobeyed the rule God gave them. When they did, it changed everything forever.** Ask the kids whether the bananas can be put back together again. **The nice world God had made was not so nice anymore. In fact, it was broken. Adam and Eve's sin had spoiled it. God knew Adam and Eve had made a wrong choice, but he still cared for them.**

Talk With Kids ■■■■

Lead children in this discussion.

Ask:

- **What do you think about the way Adam and Eve's sin changed the world?**
- **What made the banana better before it was broken into pieces?**
- **What do you think about the way God allowed Adam and Eve to still live in the world after they'd broken it?**

Say: **When we mess up, or sin, like Adam and Eve, God forgives us and allows us a chance to still have good things no matter the mess we've made. We can still live in the world today and have good things, just like we can still eat and enjoy our bananas even after they've been broken. ► GOD WANTS US TO MAKE GOOD CHOICES** and we can always ask him for help—even after we sin.

Pray: **God, thank you for helping us make good choices, and thanks for our snack. In Jesus' name, amen.**

Allow kids to eat their snack.

■ CENTER 3:

Bubbling Over

What You'll Do ■■■■

Have children form teams of three, and give each team a bottle of bubbles. Have teams stand 5 feet away from the wastebasket.

Say: **Try to blow your bubbles into the wastebasket from where you're standing. The goal for your team is to land as many bubbles as you can in the wastebasket. Take turns being the bubble blower. After the bubbles are in the air, your entire team can try to blow them into the wastebasket. Ready? Go!**

Allow kids to attempt for a minute to keep track of any bubbles that make it in—it's not likely any will at this point. Say: **Great tries! Take two steps toward the bucket and try again.** Allow another minute. If any bubbles go in, celebrate with the teams. Say: **Now get as close as you'd like to the wastebasket and try again. I think we can get a lot**



Bubbling Over Supplies

small wastebasket
1 bottle of bubbles
and wand for every 3
children





of bubbles in this time! Allow one more minute and celebrate the victories. Then have children put the lids on their bubbles and sit in a circle.

Talk With Kids ■■■■

Lead children in this discussion.

Ask:

- **What was difficult about getting the bubbles in the wastebasket when you were far away?**
- **What made it easier as you got closer to the wastebasket?**

Say: **Working hard to make a good choice can be difficult, too. But just as it got easier to blow bubbles into the wastebasket as you got closer, it's easier to make good choices when you stay close to God.**

Ask:

- **What are things you can do to stay close to God?**

Say: **When we love God with our whole heart, that brings us close to God, too.**

► **GOD WANTS US TO MAKE GOOD CHOICES, and we can do that by loving God with all our heart.** Guide children in repeating today's simplified Key Verse: **Love God with your whole heart (Deuteronomy 6:5).**

■ CENTER 4:

Pray Before Choosing

What You'll Do ■■■■

Gather children near, and hold the pendant up high out of their reach.


Say: **Just like Adam and Eve, we all sin. What are some things we do that are wrong?** Allow kids to respond. **When we do something wrong, we get farther away from God, just as Adam and Eve were farther away when they had to leave the garden after they sinned.** Have children try to touch the pendant.

You are too far away to touch this pendant. When we do wrong things, we get farther away from God. Sometimes it can be hard to make a good choice. Tell about a time it wasn't easy for you to make a good choice. Help kids think of examples as needed.

We know God still cares for us like he cared for Adam and Eve, even when we make mistakes and when we sin. We can ask God to help us make good choices (have kids make praying hands), and when we do, we grow closer to God. Lower the pendant so kids can now touch it with their praying hands. Then have kids join hands in a circle. **Let's ask God to help us make good choices.**

Center 4: Pray Before
Choosing
Supplies

Teacher Pack
pendant



I'll start our prayer, and then you can say what choices you'd like God's help with. Maybe you want to ask for help in making choices such as treating others with kindness, obeying God, and staying away from sin.

Pray: **Dear God, thank you for always caring for us. Please help us to make good choices to...** Have kids fill in what they'd like God's help with. **In Jesus' name, amen.**

Talk With Kids ■■■■

Lead children in this discussion.

Ask:

- Why did you ask God for help to make good choices?
- When are other times you can ask God for help in making choices?

Say: ► **GOD WANTS US TO MAKE GOOD CHOICES**, and the first step we can take to make a good choice is to talk to God about it in prayer. We can pray anytime, anywhere for help in making choices to stay away from sin.

5 LASTING IMPRESSIONS

Daily Challenges

What You'll Do ■■■■

After the children have cleaned up the centers, bring everyone back to the circle area on the floor. Review the lesson activities and the Bible Point, and then encourage the children to share what they remember about what they learned from the Bible today.

Also use this time to challenge kids in their faith. Encourage them to choose a Daily Challenge for applying today's lesson to their lives this week. Use this challenge for encouraging your children's growing relationships with Jesus.

Talk With Kids ■■■■

Say: Today we learned that ► **GOD WANTS US TO MAKE GOOD CHOICES**. I'd like each of you to pick one of the good choices below to do this next week.

Read these three ideas for children to choose from:

- **Pray to God before you make a hard choice at home or at school.**
- **Clean a room in your house and take care of the good things God's given you.**
- **Talk with a parent about how the rules in your house keep you safe.**

Have kids each whisper in your ear or tell you which idea they've chosen, and then circle it on each child's My Bible Playground page. Make sure you choose a challenge as well



Daily Challenges Supplies

My Bible Playground





and tell kids which challenge you chose. Your commitment will inspire children and will give them an opportunity to see God at work in your life as well as theirs!

“Good Choices” Prayer

What You’ll Do ■■■■■■

Have children stand in a circle and repeat your words and motions in a group prayer. Repeat the prayer if kids struggle the first time with making the motions and repeating the words.

Pray: **Dear God,** *(make praying hands)*

I know you want me to make good choices *(give a thumbs-up)*

And talk to you in prayer. *(cup hands around mouth; then make praying hands)*

I’m happy I can talk to you anytime, *(make a “tick tock” sound like a clock)*

And anywhere. *(spread arms wide)*

Thank you for helping me make good choices *(nod head and smile)*

To stay away from sin and wrong. *(make a motion like you’re pushing something away)*

I love you, God, with all my heart; *(fold arms over chest)*

I love you all day long. *(spread arms wide)*

In Jesus’ name, amen. *(close eyes, bow head, and make praying hands)*

Weaving Faith at Home

Have children take home their My Bible Playground pages whether they worked on them or not. Have the children tell their parents the challenge they committed to in the “Daily Challenges” activity. Encourage the parents to help their kids fulfill this commitment during the week. By working together and focusing on the same goals, you and parents can help children weave faith into their lives!

Talk to your Director about emailing the FREE FamilyConnect to all your church’s families. Available at group.com/digital.