



# Lydia Is Converted

Acts 16:9-15

First- and second-graders are concrete thinkers, which means that they still have trouble comprehending abstract ideas. So include lots of concrete learning experiences in your classroom. Kids this age respond well to dramas, crafts that clearly tie to the Bible story, and music.



### ► Bible Point


Be prepared to tell others about Jesus.

### Key Verse

“Preach the Word; be prepared in season and out of season” (2 Timothy 4:2).

### Weaving Faith Into Life

Kids will tell others about Jesus.

LESSON	WHAT CHILDREN DO	SUPPLIES	EASY PREP
<b>1</b> Getting Started	<b>Lighthouse Game</b> <i>(about 10 min.)</i> Take turns sending messages to “boats.”	Bible, CD player, 1 copy per child of the lyrics page (at the end of the lesson) <b>Teacher Pack:</b> CD	
<b>2</b> Bible Exploration	<b>Paul’s Message</b> <i>(about 10 min.)</i> Hear about Paul’s message and Paul’s response to the message.	Bible, CD player <b>Teacher Pack:</b> CD	
	<b>Telling About Jesus</b> <i>(about 20 min.)</i> Make body puppets, and pretend to be Paul telling about Jesus.	scissors, large craft sticks, tape, 1 towel for every 4 kids, CD player, 1 copy per child of the lyrics page (at the end of the lesson) <b>Teacher Pack:</b> CD, “Body Puppets” poster 	Cut apart the “Body Puppets.”

*Bold text within the lesson is spoken text.*



LESSON	WHAT CHILDREN DO	SUPPLIES	EASY PREP
<b>3</b> Weaving Faith Into Life	<b>Looking for Chances</b> <i>(about 10 min.)</i> Find crosses in the room, and tell each other about Jesus.	Bible, paper, scissors	Cut out and place about 10 paper crosses around your room in places that might stimulate conversation about Jesus, such as on the window where kids can see God's creation.
	<b>"Tell Others" Commitment</b> <i>(about 10 min.)</i> Draw pictures of people they want to tell about Jesus.	My Bible Fun, crayons, markers	Tear out the Lesson 10 pages from each My Bible Fun student book.
<b>4</b> Lasting Impressions	<b>Daily Challenges</b> <i>(about 5 min.)</i> Choose a Daily Challenge to apply God's Word.	My Bible Fun	
	<b>Weaving Faith at Home</b> <i>(about 2 min.)</i> Talk about how to share what they learned with their families.		

**Bold text within the lesson is spoken text.**



# Lydia Is Converted

Acts 16:9-15

BIBLE BACKGROUND  
FOR LEADERS



## God Alters Paul's Plans

.....

Although Paul had other plans, he didn't hesitate to change them when he had clear direction from God in a vision. The text says that they "got ready at once to leave for Macedonia." And looking back on the effect Paul's missionary journeys had on that part of the world, we see that God's strategy in leading Paul where he did only improved Paul's original plan.

Whenever Paul came to a new city, he made it a practice to go to the local Jewish synagogue on the Sabbath to see if an opportunity would arise to share the message of Jesus with the Jews meeting there. However, there must not have been a synagogue in Philippi. It took 10 Jewish males to constitute a synagogue, but Jewish men must have been lacking. Instead, a group of Jewish or God-fearing women met at an informal meeting place outside the city. Paul and his team found this meeting and told the women there about Jesus. Paul didn't hesitate to give them his time and attention. He wanted to reach everyone he could with God's message of grace.

## Lydia Becomes the First European Convert

.....

Lydia, the leader of this little group, was a dealer in purple cloth. Purple dye was extremely costly, and anyone able to deal in it had to be wealthy. For a woman to be successful and wealthy on her own was unusual in that culture, and it says a lot about Lydia. This woman was the first person in Europe who Paul led to faith in Christ.

Why were all the members of Lydia's household baptized? Though Luke concentrates on the story of Lydia, that doesn't mean that others in her family weren't present and didn't believe on their own. Her children and any servants in her household likely followed her example and believed in Jesus.

## The Jesus Connection

.....

Paul didn't waste time wondering about what God wanted. He knew. As you spend time with Jesus through Bible study and prayer, sense his will for you and make it your own.

Lydia was a standout in her society, impressive by any standard. Do you feel intimidated by others and too timid to share the love of Christ with them? Even the least "needy" need Jesus. Choose one person to share God's love with in the coming week. Pray for that person. You can write your prayer here.

---

---

---

---

---

---

---

---

---

---

---

---

---

---

---

---

---

---

---

---

---

---

---

---





## Lighthouse Game Supplies

Bible  
CD player  
1 copy per child of the  
lyrics page (at the end  
of the lesson)

### Teacher Pack

CD: "Christ the Lord Is  
Risen Today" (track 8)

# 1 GETTING STARTED

## Lighthouse Game

### What You'll Do ■■■■■■

Welcome kids warmly as they arrive, and ask them how their week went.

Gather everyone together, and ask children to tell you what a lighthouse is and what it does.

Say: **A lighthouse tells a very important message to boats, doesn't it? It shines a light so boats know where they can and can't safely sail. We're going to begin today by playing a lighthouse game. In our game, a lighthouse will try to tell an important message to some boats.**

Choose two children to be a "lighthouse." These children should link elbows and stand in the middle of the room. Have the rest of the kids get into groups of five or six, and explain that each group is a "boat." Ask the children of each boat to stand in a circle and link arms. Have the boats line up at one end of the room.

Explain that the boats will stay in their circles and move toward the lighthouse. Then you'll give the lighthouse a very important message to get to the boats. The lighthouse may not move from its place, but it may tell the message any way it wants to. When the boats understand the message, they need to do as the lighthouse says. If a boat gets to the lighthouse without understanding the message, the boat "crashes" and all the members of that boat must sit down until the next round.

Have the boats begin to move toward the lighthouse, then tell the lighthouse one of the following messages to give to the boats:

- **It's too rocky here, so go to the door (or window).**
- **Come in slowly on your knees because there are waves.**
- **Crouch down to see because there's fog.**
- **Stand close together because there's wind.**

After all the boats respond to the lighthouse's message, stop the game and applaud. Then choose two different children to play the lighthouse, and explain that the new lighthouse may not tell the message in the same way. For example, if the first lighthouse called out the message to the boats, no other lighthouse can call out a message. Have the boats move toward the lighthouse, and give the lighthouse a new message to relay. If kids need suggestions about how to send a message, they can act it out, use hand signals, have the boats ask yes-or-no questions, make letters with their bodies, and so on.

Play several times, and then have everyone gather around you and sit down.





Ask:

- Why were the messages in our game important?
- What other important messages have you told others?
- When you have an important message to tell, when should you tell it?
- Is the good news about Jesus an important message to tell others?  
Explain.
- When should we tell others about Jesus?

Say: **The good news about Jesus is an important message because it helps people, just as messages from lighthouses help boats. A lighthouse needs to get its important message out all the time, no matter what. And we need to tell others the good news about Jesus whenever we can. Let's read what the Bible says about telling people about Jesus.**

Ask a volunteer to read aloud the Key Verse: **“Preach the Word; be prepared in season and out of season” (2 Timothy 4:2).** Have the children repeat the Key Verse with you.

Ask:


- What do you think it means to be prepared in season and out of season? (It means to be ready at all times; it means to be ready no matter what time of year it is.)

Say: **The Bible tells us to be ready all the time—no matter what—to tell others about Jesus. To practice that, I have a special job for you today. Whenever you hear me say “vision,” find a partner and name one thing you believe about Jesus. Just as our Key Verse says, you have to be prepared all the time to tell others about Jesus.**

**Now let's sing a song to celebrate the good news that we can share with others—Jesus is alive! Then we'll find out how prepared the Apostle Paul was to tell others about Jesus, no matter what.**

Cue the CD to “Christ the Lord Is Risen Today” (track 8 on the CD), and play the song once. Then have kids form groups again and link arms as boats. Have kids “sail” around the room as they sing the song with the CD.

Sing:

 **Christ the Lord is ris'n today!**  
**Alleluia!**  
**All creation joins to say: Alleluia!**  
**Raise your joys and triumphs high!**  
**Alleluia!**  
**Sing, O heav'ns, and earth reply: Alleluia!**

**Lives again our glorious King! Alleluia!**  
**Where, O death, is now thy sting?**

**Alleluia!**  
**Dying once, he all doth save! Alleluia!**  
**Where thy victory, O grave? Alleluia!**

**Christ the Lord is ris'n today! Alleluia!**  
**All creation joins to say: Alleluia!**  
**Raise your joys and triumphs high!**  
**Alleluia!**

**Sing, O heav'ns, and earth reply: Alleluia!**  
**Alleluia! Alleluia!**

“Christ the Lord Is Risen Today” by Charles Wesley.





### Paul's Message Supplies

Bible  
CD player  
**Teacher Pack**  
CD: "Paul's Vision"  
(track 23)

### Telling About Jesus Supplies

scissors  
large craft sticks  
tape  
1 towel for every 4 kids  
CD player  
1 copy per child of the  
lyrics page (at the end  
of the lesson)  
**Teacher Pack**  
CD: "Confess With Your  
Mouth" (Romans 10:9)  
(track 3)  
"Body Puppets" poster

### Telling About Jesus Easy Prep

Cut apart the "Body  
Puppets."

## 2 BIBLE EXPLORATION

### Paul's Message

#### What You'll Do ■■■■■■

Open your Bible to Acts 16:9-15, and show the passage to the kids. Explain that God gave the Apostle Paul an important message one night. Have kids lie down and close their eyes. Then turn out the lights.

Play the "Paul's Vision" segment (track 23 on the CD). When the segment is over, stop the CD. Then turn on the lights.

Ask:

- What would you do if you'd gotten a message like that?
- Why was this message important?

Say: **God told Paul in a vision that a man from a different country was asking for his help.** (Because you said "vision," have kids each quickly turn to a partner and name one thing they believe about Jesus.) **Do you know what Paul did? The Bible says Paul got ready right away to leave for Macedonia so he could tell the people there about Jesus.**

#### Talk With Kids ■■■■

Lead children in this discussion.

Ask:

- How did Paul show he was ready all the time to tell about Jesus?
- How would you feel telling people who you didn't know about Jesus?

Say: **Our Key Verse from 2 Timothy 4:2a in the Bible says, "Preach the Word; be prepared in season and out of season." It may not have seemed like the right time to go far away to preach. Paul may have had plans to see friends or go to the park. He may have been scared about talking to strangers about Jesus. But Paul knew that we should always ► BE PREPARED TO TELL OTHERS ABOUT JESUS. So he went to the place he had heard about in his vision.** (Because you said "vision," have kids each quickly turn to a partner and name one thing they believe about Jesus.)

### Telling About Jesus

#### What You'll Do ■■■■■■

Say: **Paul finally got to Macedonia, the country he'd had the vision about.** (Because you said "vision," have kids each quickly turn to a partner and name one thing they believe about Jesus.) **One day in Macedonia, Paul went to a place where he thought**





people would come together to pray. Paul sat right down with a lot of people he didn't know, and he started talking to them about Jesus.

Ask:

- Why do you think Paul went there?
- How do you think Paul felt as he sat down?

Say: **Paul might have been scared, but he always looked for chances to talk about Jesus. Let's see what Paul might have felt like as he sat with strangers to tell them about Jesus. You'll each get a chance to pretend to be Paul.**


Give each child a body puppet from the "Body Puppets" poster. Help students tape each rectangle to a large craft stick. Show kids how to wear towels around their shoulders to hide their own bodies and hold the body puppets right under their chins. In this way, a child's head looks like it is attached to the body puppet.

After kids have made their body puppets, have them get into groups of about four and sit as Paul sat. Give each group a towel. Tell kids to take turns pretending to be Paul and telling the group something they like about Jesus, something Jesus has done for them, or something they know about Jesus.

Circulate to help and offer suggestions as groups work. When everyone has had a chance to tell others about Jesus, collect the towels.

Cue your CD to "Confess With Your Mouth" (Romans 10:9) (track 3 on the CD), and play the song through once for kids. Then let kids sing along with the CD as they hold their puppets under their chins.

Sing:

 **For if you confess,  
Confess with your mouth  
That Jesus is Lord,  
If you believe,  
Believe in your heart  
That God raised him from the dead...**  
*(Repeat.)*

*(Chorus)*  
**You will be saved; you will be saved;  
 you will be saved; o-o-oh.  
 You will be saved; you will be saved;  
 you will be saved; o-o-oh.  
 You will be saved; you will be saved;  
 you will be saved; o-o-oh.  
 You will be saved; you will be saved;  
 you will be saved; oh—YOU WILL BE SAVED!!!**  
*(Repeat from the beginning; then repeat chorus.)*





### Looking for Chances Supplies

Bible  
paper  
scissors

### Looking for Chances Easy Prep

Cut out and place about 10 paper crosses around your room in places that might stimulate conversation about Jesus, such as on the window where kids can see God's creation.

Oh—YOU WILL BE SAVED!!!  
Oh—YOU WILL BE SAVED!!!

"Confess With Your Mouth" (Romans 10:9) by Jay Stocker. © 2005 Group Publishing, Inc. All rights reserved.

Ask:

- What was it like to tell others about Jesus?
- What do you think it was like for Paul to tell a group of total strangers about Jesus?

Say: The neatest part of the story is what happened next. A woman named Lydia listened to Paul and believed what he said about Jesus. Lydia and all the people in her household believed in Jesus and were baptized. Because Paul looked for chances to talk about Jesus, Lydia and everyone in her home believed in Jesus.

## 3 WEAVING FAITH INTO LIFE

### Looking for Chances

#### What You'll Do ■■■■■■

Have kids form pairs. Ask a volunteer to read aloud the Key Verse: "**Preach the Word; be prepared in season and out of season**" (2 Timothy 4:2). Have kids repeat the Key Verse together.

Say: **Now let's practice being prepared to tell others about Jesus. You don't have to go to a faraway place like Paul did to tell others about Jesus. No matter where we are, we can talk about Jesus.**

Tell the group that you've placed 10 crosses around the room. Explain that they should walk around the room with their partners and find five crosses. Each time they find a cross, they can repeat the Key Verse.

Say: **Then think about what you'd say to a friend about Jesus if you were really in that situation where you found the cross. For example, if the cross is on a game, you might say to a friend, "I learned a fun game when we talked about Jesus at church the other day." If the cross is on a window, you could say to a friend, "Jesus is with us everywhere!"** Each partner should take a turn telling what he or she would say.

Make sure everyone understands, and then begin the game. When each pair has found five crosses, have everyone sit down.

Ask:

- Was it easy or hard to think of things to say about Jesus? Why?
- What other things can you say about Jesus during school and at home?







Say: **The Bible tells us to look for chances to talk about Jesus. It's not too difficult. We don't even have to go to different countries and talk in front of a lot of people. All we have to do is tell people about Jesus every time something makes us think of Jesus.**

## “Tell Others” Commitment

### What You'll Do

Distribute Lesson 10 of My Bible Fun, and set out crayons and markers. Ask kids what people use a magnifying glass for.

Say: **When we're looking closely for something, we might use a magnifying glass to help us see. This magnifying glass can help you remember to look closely for chances to tell about Jesus.**

Ask:

- **What do you see or do during the day that reminds you of Jesus? Remind kids of the places they found the crosses in the previous activity.**
- **When should we tell others about Jesus?**
- **What can you say about Jesus to someone else?**

Have each child draw inside the magnifying glass a picture of someone he or she can tell about Jesus. Ask a few students to share who they'll tell about Jesus.

## **4** LASTING IMPRESSIONS

## Daily Challenges

### What You'll Do

Say: **Let's think about how we can ► BE PREPARED TO TELL OTHERS ABOUT JESUS. As this week's Daily Challenge, try to follow through on sharing Jesus with the person you drew on your My Bible Fun page.**

Tell the kids how you'll share Jesus with someone. Kids will be more inclined to follow through on their commitments when they see you doing the same.

### Talk With Kids

Lead kids in this discussion.

Ask:

- **What's a practical way you're going to do your Daily Challenge? Include a time, a place, and other ideas.**



### “Tell Others” Commitment Supplies

My Bible Fun  
crayons  
markers

### “Tell Others” Commitment Easy Prep

Tear out the Lesson 10 pages from each My Bible Fun student book.

### Daily Challenges Supplies

My Bible Fun





Say: **Jesus is the best thing in our lives, and that's why we want to ► BE PREPARED TO TELL OTHERS ABOUT JESUS by following through on our Daily Challenge.**

## Weaving Faith at Home

Encourage kids to talk with their parents about the Daily Challenges they chose and what they learned about how we can be prepared to tell others about Jesus. Kids can also do the activities in the “HomeConnect” section of their My Bible Fun pages with their families.

Talk to your Director about emailing the FREE FamilyConnect to all your church's families. Available at [group.com/digital](http://group.com/digital).

Take a couple of minutes to pray with your kids. Pray: **Dear God, thank you for loving us and sending your Son, Jesus, to love us. We want everyone to know how much you love us, so please help us look for chances to tell others about Jesus.** Ask for God to help you tell someone—in a specific way—about Jesus. Then give children each a chance to pray aloud if they choose. **In Jesus' name, amen.**





Lyrics ■■■■

## Christ the Lord Is Risen Today

Christ the Lord is ris'n today! Alleluia!  
All creation joins to say: Alleluia!  
Raise your joys and triumphs high! Alleluia!  
Sing, O heav'ns, and earth reply: Alleluia!

Lives again our glorious King! Alleluia!  
Where, O death, is now thy sting? Alleluia!  
Dying once, he all doth save! Alleluia!  
Where thy victory, O grave? Alleluia!

Christ the Lord is ris'n today! Alleluia!  
All creation joins to say: Alleluia!  
Raise your joys and triumphs high! Alleluia!  
Sing, O heav'ns, and earth reply: Alleluia!  
Alleluia! Alleluia!

"Christ the Lord Is Risen Today" by Charles Wesley.



**OK**  
TO COPY





## Lyrics

# Confess With Your Mouth (Romans 10:9)

For if you confess,  
 Confess with your mouth  
 That Jesus is Lord,  
 If you believe,  
 Believe in your heart  
 That God raised him from the dead...  
*(Repeat.)*

*(Chorus)*

**You will be saved; you will be saved;**  
**you will be saved; o-o-oh.**  
**You will be saved; you will be saved;**  
**you will be saved; o-o-oh.**  
**You will be saved; you will be saved;**  
**you will be saved; o-o-oh.**  
**You will be saved; you will be saved;**  
**you will be saved; oh—YOU WILL BE SAVED!!!**  
*(Repeat from the beginning; then repeat chorus.)*

**Oh—YOU WILL BE SAVED!!!**  
**Oh—YOU WILL BE SAVED!!!**

“Confess With Your Mouth” (Romans 10:9) by Jay Stocker. © 2005 Group Publishing, Inc. All rights reserved.

**! OK**  
**■ TO COPY**

