

Joshua Becomes Leader of Israel

Joshua 1:1-11

Young children acquire much of their self-esteem from feeling capable. However, anything we're capable of doing is because God has made us capable. If we rely on our capabilities to define us, it creates a lie we believe about ourselves and about others. Use this lesson to help children see that their identities are in Jesus, and it's because he's with us that we can do all things.



► Bible Point

God is with us.

Key Verse

"God will be with you wherever you go" (Joshua 1:9).


Weaving Faith Into Life

Kids will know that God's always with them.

LESSON	WHAT CHILDREN DO	SUPPLIES	EASY PREP
<p>1</p> <p>Getting Started</p>	<p>Shadowy Fun <i>(about 10 min.)</i> Look at their shadows and compare them to God.</p>	<p>large, powerful flashlight</p>	
<p>2</p> <p>Bible Exploration</p>	<p>New Hero <i>(about 15 min.)</i> Hear about Joshua becoming leader of Israel, and learn how he might have felt.</p>	<p>Bible, My Bible Fun, CD player, markers Teacher Pack: CD</p>	<p>Tear out the Lesson 10 pages from each My Bible Fun student book.</p>

Bold text within the lesson is spoken text.



LESSON	WHAT CHILDREN DO	SUPPLIES	EASY PREP
<p>3</p> <p>Weaving Faith Into Life</p>	<p>Comic Book Heroes <i>(about 35 min.)</i> Create a “comic book” of themselves accomplishing God’s plans with God’s help.</p>	<p>Bible, CD player, scissors, paper, markers, construction paper, glue, stapler, 1 copy per child of the lyrics page (at the end of the lesson) Teacher Pack: CD, “Comic Book Covers” poster</p> 	<p>Cut apart the segments on the “Comic Book Covers” poster. Cut 5 pieces of paper per child the same size as one “Comic Book Cover.”</p>
<p>4</p> <p>Lasting Impressions</p>	<p>Daily Challenges <i>(about 5 min.)</i> Choose a Daily Challenge to apply God’s Word.</p>	<p>My Bible Fun, pens</p>	
	<p>Weaving Faith at Home <i>(about 2 min.)</i> Talk about how to share what they learned with their families.</p>		

Bold text within the lesson is spoken text.



Shadowy Fun Supplies

large, powerful flashlight

New Hero Supplies

Bible
My Bible Fun
CD player
markers
Teacher Pack
CD: "Joshua Takes Over" (track 12)

New Hero Easy Prep

Tear out the Lesson 10 pages from each My Bible Fun student book.

1 GETTING STARTED

Shadowy Fun

What You'll Do ■■■■■■

Welcome kids warmly as they arrive, and ask them how their week went.

Gather everyone together.

Say: **Today we'll learn that ► GOD IS WITH US.**

Darken your meeting area somewhat so children will be able to see their shadows. Shine a large, powerful flashlight on them. Point out children's shadows, and encourage them to have fun experimenting with the shadows, making fun shapes and gestures.

Say: **Our shadows are always with us, even when we can't see them. We can turn off the lights, and it will appear that our shadows are gone, but they aren't. We just can't see them.**

Talk With Kids ■■■■

Lead children in this discussion.

Ask:

- What was it like to watch your shadow follow you around?
- Explain some ways we might be able to make our shadows go away.
- What are some ways you know God is always with you?

Say: **Like our shadows, ► GOD IS WITH US—always. Even though we can't see him, God helps us accomplish his plans by being with us. Because he's with us all the time, he gives us strength and courage to do what he wants us to do. In the Bible today, we'll meet someone who God had big plans for. Let's get started!**

2 BIBLE EXPLORATION

New Hero

What You'll Do ■■■■■■

Open your Bible to Joshua 1, and show kids the passage. Say: **In the Bible today, we'll learn about a plan that God had for a man named Joshua.**



Give each child a marker and a Lesson 10 My Bible Fun page, and point out the “Joshua’s Feelings” section.

Say: **As we listen today, we’ll stop a few times. When we stop, you’ll draw on your My Bible Fun page what Joshua could’ve looked like at that time. Are you ready? Let’s listen!**

Play “Joshua Takes Over” (track 12 on the CD). Pause the CD as directed on the track, and encourage children to record on the faces on the “Joshua’s Feelings” section of their student pages what they think Joshua could’ve looked like at that point.

Say: **Moses, the leader of the Israelites, died because he grew very old. After his death, God told Joshua that Joshua would be the leader of the Israelites now, and he would take them into the Promised Land.** Have kids tell about different times they’ve been leaders in their lives. Maybe they led a game or are leaders with their siblings at home.

Say: **God didn’t leave Joshua to lead the people on his own. God told Joshua he would be with him. God promised he would help Joshua and the Israelites conquer the land of Canaan so they could live there. God said, “I will never leave you nor forsake you...Be strong and courageous. Do not be terrified; do not be discouraged, for the Lord your God will be with you wherever you go.”**

Talk With Kids ■■■■

Lead children in this discussion.

Ask:

- What might’ve been scary about becoming the leader of God’s people?
- Tell about someone or something you might feel hesitant to lead.
- How might knowing God’s always with you help you?

Say: **Just as God was with Joshua, ► GOD IS WITH US. God helps us accomplish his plans every day. And since we can trust God to be with us all the time, we don’t have to be afraid. Let’s talk a little more about God’s help.**

3 WEAVING FAITH INTO LIFE

Comic Book Heroes

What You’ll Do ■■■■

Say: **It’s awesome to know that ► GOD IS WITH US, no matter what, just as he was with Joshua. Today we’ll make a comic book, sort of like the ones that describe the adventures of superheroes, to remind us that God’s always with us when he asks us to do something.**



Comic Book Heroes Supplies

- Bible
- CD player
- scissors
- paper
- markers
- construction paper
- glue
- stapler
- 1 copy per child of the lyrics page (at the end of the lesson)
- Teacher Pack**
- CD: “Wherever You Go” (Joshua 1:9) (track 13)
- “Comic Book Covers” poster

Comic Book Heroes Easy Prep

Cut apart the segments on the “Comic Book Covers” poster. Cut 5 pieces of paper per child the same size as one “Comic Book Cover.”



Give each child five pieces of paper the same size as one “Comic Book Cover,” and set out supplies. Say: **On the paper I gave you, create pictures of yourself accomplishing God’s plans with his help. Then we’ll put all the pages together to create comic books.**

Let’s start by brainstorming some ways we can accomplish God’s plans. For example, we accomplish God’s plans when we’re nice to other people even when we don’t have that much in common with them. Or God helps us accomplish his plans when he helps us say no to cheating, even if our friends are doing it. What are some other ideas? Help kids brainstorm ways they can accomplish God’s plans with God’s help. As they name ideas, list them somewhere for kids to see.

Say: **Now on one of your pieces of paper, create a picture of a time God helped you accomplish his plans in your family.**

If kids need ideas, encourage them to use the ideas on the list they created. Then have kids create pictures on three other pieces of paper: accomplishing God’s plans at school, accomplishing God’s plans at church, and a depiction of what plans they think God might have for them when they grow up, just as God had plans for Joshua.

Play “Wherever You Go” (Joshua 1:9) (track 13 on the CD) as children work.


When kids finish drawing and coloring, ask them to display their pages for each other, describing how God helped them in the scenes they depicted. Then give each person a segment from the “Comic Book Covers” poster. Direct children to fill in their names on the covers and glue them to the fifth sheet of paper, which will be the comic book cover. Help children staple their books together with the covers on the front.


Say: **When you leave today, take your comic book home as a reminder of how God has helped you accomplish his plans.**

Open your Bible to Joshua 1:9, and show it to kids. Say: **Our Key Verse for today talks about how God is always with us. Listen while I read it: “God will be with you wherever you go.”** Have the children repeat the verse with you several times: **“God will be with you wherever you go” (Joshua 1:9).**

This verse tells us that no matter where we are or where we go, God will be with us. God told Joshua not to be afraid because God would always be with him, helping him accomplish God’s plans. Let’s sing a song about that.

Distribute copies of the lyrics page, and lead children in singing “Wherever You Go” (Joshua 1:9) (track 13 on the CD).

 **Have I not commanded you?
Be strong and courageous.
Do not be terrified;
Do not be discouraged,
For the Lord your God will be with you**



**Wherever you go,
Wherever you go.**
(Repeat twice.)

**Wherever you go,
Wherever you go,
Wherever you go.**

"Wherever You Go" (Joshua 1:9) by Jay Stocker. © 2006, 2008 Group Publishing, Inc. All rights reserved.



Talk With Kids ■■■■

Lead children in this discussion.

Ask:

- How can we remember that God is always with us?

Say: ► **GOD IS WITH US**, and he helps us have the courage and strength we need to accomplish his plans. God also guides us and shows us the right things to do, just as he did for Joshua. Let's look to God this week when we're afraid or lonely or we don't know what to do.

4 LASTING IMPRESSIONS

Daily Challenges

What You'll Do ■■■■

Say: Let's think about how ► **GOD IS WITH US**.

Have kids find this week's Daily Challenges in their My Bible Fun pages and choose one to do this week. They can choose one or more of these three options:

- Each morning, thank God that he's always with you, helping you accomplish his plans for your life.
- Draw a picture of God standing next to you. Whenever you're scared, hurt, or unsure, look at it and remind yourself that God's with you.
- Look for amazing things God does this week, and when he does, talk about them with your family and record them in a special book that you can look back at as a reminder that God's with you.

Make sure you choose a Daily Challenge as well, and tell kids what you chose. Kids will be more inclined to follow through on their commitments when they see you doing the same.

Daily Challenges Supplies

My Bible Fun
pens





Talk With Kids ■■■■

Lead kids in this discussion.

Ask:

- **What's a practical way you're going to do your Daily Challenge? Include a time, a place, and other ideas.**

Say: **God was with Joshua, and ► GOD IS WITH US. Remember that he's always helping you carry out his plan as we follow through on our Daily Challenges.**

Weaving Faith at Home

Encourage kids to talk with their parents about the Daily Challenges they chose and what they learned about how God is with us. Kids can also do the activities in the "HomeConnect" section of their My Bible Fun pages with their families.

Talk to your Director about emailing the FREE FamilyConnect to all your church's families. Available at group.com/digital.

Take a couple of minutes to pray with your kids, thanking God that he loves us so much and he has a plan for us. Thank God that he's always with us.

Say: **In closing, let's pray together to thank God for being with us. I'm going to pray aloud, and I'd like you to repeat after me. I'll stop after every few words so you can repeat what I say. Remember, we're talking to God.**

Pray: **Dear God,** *(pause and prompt children to repeat after you)*

Thank you for being with us all the time. *(pause)*

Sometimes we get scared, *(pause)*

But it helps to remember that you're with us. *(pause)*

We want to do the right things *(pause)*

And accomplish your plans. *(pause)*

But we need your help. *(pause)*

So help us remember that you're with us *(pause)*

And you're helping us all the time. *(pause)*

In Jesus' name, amen. *(pause)*

Lyrics 

Wherever You Go (Joshua 1:9)

Have I not commanded you?
Be strong and courageous.
Do not be terrified;
Do not be discouraged,
For the Lord your God will be with you
Wherever you go,
Wherever you go.
(Repeat twice.)

**Wherever you go,
Wherever you go,
Wherever you go.**

"Wherever You Go" (Joshua 1:9) by Jay Stocker. © 2006, 2008 Group Publishing, Inc. All rights reserved.



 **OK**
 **TO COPY**

