

Joshua Sends Spies to Jericho

Joshua 2:1-24

First- and second-graders have no trouble believing in things they can't see, even if they can't completely understand spirituality. The example of Rahab's faith can be encouraging to kids as they see a woman who had little literal understanding of God but was still able to use her faith in a powerful way. Use this lesson to direct kids' faith to the one true God and what he can and will do in their lives.



► Bible Point



We can have faith that God will do big things in our lives.

Key Verse


"And without faith it is impossible to please God" (Hebrews 11:6).

Weaving Faith Into Life

Kids will trust God to do big things in their lives.

LESSON	WHAT CHILDREN DO	SUPPLIES	EASY PREP
1 Getting Started	Do You Believe It? <i>(about 15 min.)</i> Listen to "news" stories to think about believing in things they don't see.	Bible, CD player Teacher Pack: CD	
	Rahab Hides the Spies <i>(about 20 min.)</i> Play a game of Hide-and-Seek in which "Rahab" helps the "spies" hide from the "king's men."	Bibles Teacher Pack: "Joshua Sends Spies to Jericho" poster (from the Big Bible Poster Pack) 	
2 Bible Exploration	Signs of Faith <i>(about 15 min.)</i> Learn that a scarlet cord was Rahab's sign of faith, and make their own signs of faith.	Bibles, scissors, glue sticks, 24-inch length of red yarn per child, hole punches Teacher Pack: red cellophane, "Heart" punch-outs 	Cut apart the rectangles on the solid lines on the "Heart" punch-outs. Then punch out the hearts, and save the rectangles you've cut apart. Cut the cellophane into squares the same size as the rectangles.

Bold text within the lesson is spoken text.



LESSON	WHAT CHILDREN DO	SUPPLIES	EASY PREP
<p>3</p> <p>Weaving Faith Into Life</p>	<p>Wanted: Kids With Faith <i>(about 10 min.)</i> Create “wanted” posters, and commit to acting on their faith.</p>	My Bible Fun, crayons	Tear out the Lesson 11 pages from each My Bible Fun student book.
<p>4</p> <p>Lasting Impressions</p>	<p>Daily Challenges <i>(about 5 min.)</i> Choose a Daily Challenge to apply God’s Word.</p>	My Bible Fun, pens	
	<p>Weaving Faith at Home <i>(about 2 min.)</i> Talk about how to share what they learned with their families.</p>		

Bold text within the lesson is spoken text.



Joshua Sends Spies to Jericho

Joshua 2:1-24

BIBLE BACKGROUND
FOR LEADERS

A Different Method

.....

As Joshua prepared to send spies into the Promised Land, no doubt he remembered the fiasco of 40 years earlier when Moses sent a large group of spies into the land. This time Joshua sent only two and gave them a very specific mission: Investigate Jericho. He sent them “secretly,” not wanting the Canaanites to know what they were doing and probably also to protect the Israelites from the distressful result of the first spy mission.

Good Gossip

.....

It may seem suspicious that the place the spies went was to the home of a prostitute. However, it’s likely that this was a place where gossip would abound. In addition, the word most often translated “prostitute” can just as accurately be translated “innkeeper.” Either way, it was a place where the spies were able to hear and gauge how the people of Jericho felt about the Israelites who were camped just across the Jordan River.

A Woman of Faith

.....

Rahab, though she lied about hiding the spies in her house, had apparently become a believer in God through what she had heard about the Israelites’ experiences and conquests. She hid the men at great personal risk. She was commended for her strong faith in the New Testament in Hebrews 11:31. Note that God did not commend her for lying but for acting in faith and hiding the spies. God blessed her for that faith.

The end of this event lies beyond the scope of today’s passage. During the victory over Jericho, Rahab and her family were indeed spared from death (Joshua 6:17). Moreover, the New Testament attests

to her faithfulness and includes her in the line of King David and of Jesus (Matthew 1:5)!

The Jesus Connection

.....

Rahab’s faith landed her among Jesus’ ancestors. When we venture forth with a small act of faith, God responds and shows us his much larger faithfulness. In what areas of your life would you like to show more faithfulness to God? What are some ways you’ve seen God’s faithfulness to you? You can write your prayer asking God to use you to do big things. There’s nothing too big for the God of the universe who wants to lead and guide your life.



Do You Believe It? Supplies

Bible

CD player

Teacher Pack

CD: "News Report,
Part 1" (track 14);
"News Report,
Part 2" (track 15);
"News Report, Part 3"
(track 16)

1 GETTING STARTED

Do You Believe It?

What You'll Do ■■■■■■

Welcome kids warmly as they arrive, and ask them how their week went.

Gather everyone together.

Say: **Today we'll talk about faith. The Bible says faith is being sure of things we don't see. Let's think of what it's like to be sure of things we don't see as we listen to some news reports.**

Play "News Report, Part 1" (track 14 on the CD). After listening, lead the children in talking about whether they believe what they hear on the news and how they know they can believe the news reports.

Play "News Report, Part 2" (track 15 on the CD). After listening, lead the children in talking about whether they've seen the prince of England and how they know he's real even if they haven't seen him in person. Ask the children to discuss how they know princes are real, even if they've never seen or met one.

Play "News Report, Part 3" (track 16 on the CD).

Say: **That news report was from a faraway place and a faraway time. In fact, it was based on something that really happened. Today we'll hear all about it when we read the Bible.**

Open your Bible to Hebrews 11:6, and show it to kids. Say: **Our Key Verse today reminds us that faith is important. When we read the Bible, we can have faith that it's true, and we can trust that God is with us. Listen while I read our Key Verse: "And without faith it is impossible to please God."** Have the children repeat the verse with you several times: **"And without faith it is impossible to please God" (Hebrews 11:6).**

Talk With Kids ■■■■

Lead children in this discussion.

Ask:

- Explain whether it's easy or hard to believe things you hear about faraway places or faraway times.
- How do you know you can believe the Bible?
- Why do you think faith is so important?

Say: **Even though we don't usually see for ourselves the things we hear about on the news, we believe that those stories are true. And we believe what the Bible says is true even though we weren't alive when those things happened. In the same way, we can believe in God even though we don't see him. ► WE CAN HAVE FAITH THAT GOD WILL DO BIG THINGS IN OUR LIVES.** Today we'll hear about a big thing God did in one woman's life.



2 BIBLE
EXPLORATION

Rahab Hides the Spies

What You'll Do ■■■■■■

Open your Bible to Joshua 2, and show kids the passage. Say: **In the Bible today, we'll learn about a woman named Rahab. We'll hear how she had faith, and we'll learn that ► WE CAN HAVE FAITH THAT GOD WILL DO BIG THINGS IN OUR LIVES.**

Before we listen to what happened, let's get into character. Pretend to sneak around the room with me. Lead the children in pretending to sneak around the room for a minute, and then have the children sit in a circle.

Show the "Joshua Sends Spies to Jericho" poster.

Say: **God promised to give the Israelites a lot of land, including a city called Jericho. Joshua, the leader of the Israelites, asked two of his men to sneak over into the land God had promised them. This was very dangerous, but the two men agreed. So they sneaked into the city of Jericho and stayed with a woman there named Rahab.**

Let's read in the Bible to find out what happened next. Have children open their Bibles to Joshua 2. Read aloud Joshua 2:2-3.

Say: **Let's play a game to find out what Rahab and the two spies did.**

Put kids in groups of three. Ask one group to be the King's Men, and explain that they'll try to find the other groups. Ask one child in each other group of three to be Rahab and the other children in each group to be the Spies.

Say: **In each group, Rahab will help the Spies hide from the King's Men. Rahab must find a place for the Spies to hide, but she must not hide with the Spies.** Ask the King's Men to cover their eyes while the Spies hide.

After a few moments, explain that the King's Men must go to each of the Rahabs and ask if the Spies are with them. The Rahabs must try to divert the King's Men away from the Spies.

Rahab Hides the Spies Supplies

Bibles

Teacher Pack

"Joshua Sends Spies to Jericho" poster (from the Big Bible Poster Pack)





After the King's Men have looked for no more than 30 seconds, have another group become the King's Men while the original group of King's Men becomes Rahab and the Spies.

After several groups have played the King's Men, call time. Have the children sit down, and read aloud Joshua 2:4-7 as kids follow along in their Bibles. Then have the kids discuss what might've been scary about what Rahab did for the men.

Read aloud Joshua 2:8-11 as kids follow along in their Bibles.

Talk With Kids ■■■■

Lead children in this discussion.

Ask:

- Why do you think faith helped the two spies and Rahab do what they did, even though it was scary?
- Tell about a time you had faith in a scary situation.
- How can faith that God can do big things help you this week?

Say: **When we believe in God, we know that God is powerful and that what God promises will actually happen. Rahab had only heard about God and how he helped the Israelites, but she believed in God and his promises. When we have faith, we know God will take care of us. Our Bible Point tells us that ► WE CAN HAVE FAITH THAT GOD WILL DO BIG THINGS IN OUR LIVES.**

Signs of Faith Supplies

Bibles
scissors
glue sticks
24-inch length of red
yarn per child
hole punches
Teacher Pack
red cellophane
"Heart" punch-outs

Signs of Faith Easy Prep

Cut apart the rectangles on the solid lines on the "Heart" punch-outs. Then punch out the hearts, and save the rectangles you've cut apart. Cut the cellophane into squares the same size as the rectangles.

Signs of Faith

What You'll Do ■■■■■■

Say: **Rahab believed in God, and she believed that God was going to give the city of Jericho to the Israelites. Because Rahab had faith, she helped the spies and asked the spies to help her. She asked them to protect her and her family when the Israelites took the city. The spies told Rahab that if a red cord was hanging in her window, everyone inside her house would be protected. Then Rahab sent the spies to a place outside the city where they'd be safe from the king's men.**





Say: **Today let's make red cords as a reminder that ► WE CAN HAVE FAITH THAT GOD WILL DO BIG THINGS IN OUR LIVES.** Give each child a 24-inch length of red yarn, and set out the other supplies.

Explain that kids will make red sun catchers to hang in their windows at home. Give a square of cellophane to each child, and show kids how to glue the cellophane to the rectangle.

Circulate to assist as children work. When the children finish, carefully punch a hole in the top of each child's shape. Show kids how to thread the yarn through the hole and then tie the ends of the yarn together to form a hanger.

Gather kids by a window. Have kids hold up their sun catchers to the light as you lead kids in repeating the Key Verse with you: **"And without faith it is impossible to please God" (Hebrews 11:6).**

Talk With Kids ■■■■

Lead children in this discussion.

Ask:

- **What do you think about how Rahab was rewarded for her faith?**
- **Tell about a time you were rewarded for your faith.**
- **How can your experiences help you in the future?**

Say: **In return for Rahab's faith and help, the spies agreed to protect Rahab and her family. The red cord in the window would be a sign to the Israelites of where Rahab and her family were. God wants us to have faith, too. And as surely as the sun will rise, ► WE CAN HAVE FAITH THAT GOD WILL DO BIG THINGS IN OUR LIVES.**

3 WEAVING FAITH INTO LIFE

Wanted: Kids With Faith

What You'll Do ■■■■

Say: **Today we heard how the leader of the Israelites wanted spies to look at the land. The spies wanted help from someone living in Jericho. Today when our leaders want help, they make "help wanted" posters. The poster might say, "I want you!" and then describe the help the leaders need.**

God wants our help, too. He wants people who have faith to help tell others about him. Let's make "help wanted" posters to show that God wants us to have faith.

Give each child a Lesson 11 My Bible Fun page, and point out the "God Wants You!" section. Distribute crayons, and have kids write their own names in the poster's subtitle.

Wanted: Kids With Faith Supplies

My Bible Fun crayons

Wanted: Kids With Faith Easy Prep

Tear out the Lesson 11 pages from each My Bible Fun student book.



Have kids draw themselves standing with faith on the upper part of the page and some big things God can do in their lives on the bottom part of the page.

After kids finish drawing, have them form pairs and display their pictures to their partners.

Talk With Kids ■■■■

Lead children in this discussion.

Ask:

- Why do you have faith in God?
- Why are you proud to have faith?

Say: **Rahab was confident in her faith in God. And she did something to show her faith, even when it was scary. ► WE CAN HAVE FAITH THAT GOD WILL DO BIG THINGS IN OUR LIVES, too, when we trust in and stand with God.**

4 LASTING IMPRESSIONS

Daily Challenges

Daily Challenges Supplies

My Bible Fun
pens

What You'll Do ■■■■■■

Say: **Let's think about how ► WE CAN HAVE FAITH THAT GOD WILL DO BIG THINGS IN OUR LIVES.**

Have kids find this week's Daily Challenges in their My Bible Fun pages and choose one to do this week. They can choose one or more of these three options:

- **Tell a friend about a time God did something big in your life.**
- **Say a prayer and tell God that you have faith in him, and ask him to do big things in your life.**
- **Ask your mom or dad to help you take a plate of cookies to a neighbor, and then tell your neighbor about your faith in God.**

Make sure you choose a Daily Challenge as well, and tell kids what you chose. Kids will be more inclined to follow through on their commitments when they see you doing the same.

Talk With Kids

Lead kids in this discussion.

Ask:

- **What's a practical way you're going to do your Daily Challenge? Include a time, a place, and other ideas.**

Say: **Because Rahab had faith in God, she helped the spies. She used her faith, and God did big things in her life. ► WE CAN HAVE FAITH THAT GOD WILL DO BIG THINGS IN OUR LIVES as we follow through on our Daily Challenges.**

Weaving Faith at Home

Encourage kids to talk with their parents about the Daily Challenges they chose and what they learned about how God does big things in our lives when we have faith. Kids can also do the activities in the “HomeConnect” section of their My Bible Fun pages with their families.

Talk to your Director about emailing the FREE FamilyConnect to all your church's families. Available at group.com/digital.

Take a couple of minutes to pray with your kids, thanking God for the children's faith in him and his promises and asking God to help children show their faith in the coming week. Pray: **God, help us have faith in you this week, and help us look for the big things you're doing in our lives. In Jesus' name, amen.**



