

God Provides Water

Exodus 17:1-7

First- and second-graders aren't generally patient. They live in the now, and they generally haven't developed patience through experience, trials, and tribulations. Use this lesson to help kids understand God's vast patience with us, and encourage them to practice patience because of all the patience they've received from God.

LESSON	WHAT CHILDREN DO	SUPPLIES	EASY PREP
1 Getting Started	Complaint Practice <i>(about 10 min.)</i> Find things to complain about, and act out some of the complaints.	My Bible Fun	Tear out the Lesson 3 pages from each My Bible Fun student book.
2 Bible Exploration	Camp Whack-a-Rock <i>(about 20 min.)</i> Act out complaining and patience, and learn about God providing water for the Israelites.	Bible	
	The Lord Is My (Patient) Shepherd <i>(about 15 min.)</i> Learn how God is patient like a shepherd, and sing a song.	Bible, CD player, 1 copy per child of the lyrics page (at the end of the lesson) Teacher Pack: CD	

Bold text within the lesson is spoken text.



► **Bible Point**
God is patient with us.


Key Verse

"The Lord is my shepherd, I shall not be in want. He makes me lie down in green pastures, he leads me beside quiet waters" (Psalm 23:1-2).

Weaving Faith Into Life

Kids will thank God for his patience with them, and they'll be patient with others.



LESSON	WHAT CHILDREN DO	SUPPLIES	EASY PREP
<p>3</p> <p>Weaving Faith Into Life</p>	<p>Growth Charts <i>(about 15 min.)</i> Create growth charts as a reminder that God is patient with us as we grow.</p>	<p>My Bible Fun, several pairs of scissors, tape, crayons, yardstick, hole punch, 7 copies per child of the “Growth Chart” handout (at the end of the lesson) Teacher Pack: “Psalm 23” punch-outs</p> 	<p>Cut out and tape 7 handouts together for each child. Then write the inches and feet on the chart.</p>
<p>4</p> <p>Lasting Impressions</p>	<p>Daily Challenges <i>(about 5 min.)</i> Choose a Daily Challenge to apply God’s Word.</p>	<p>My Bible Fun, pens</p>	
	<p>Weaving Faith at Home <i>(about 2 min.)</i> Talk about how to share what they learned with their families.</p>	<p>paper, pencils</p>	

Bold text within the lesson is spoken text.

God Provides Water

Exodus 17:1-7

BIBLE BACKGROUND
FOR LEADERS

Food and Whine

As we begin today’s lesson, we find the Israelites continuing their journey toward the Promised Land. They’re still getting manna every morning and quail every evening, but they can’t find water at their latest campsite. It’s important to take a moment to recall that the Israelites were just beginning to know God. This is the first time God had interacted with the Israelite community as a whole. Though this doesn’t excuse their actions, it might give some context for us to see ourselves in more clearly.

Again, instead of calling in faith upon the God who had secured their freedom, turned bitter water sweet, and provided manna and quail, the people complained to Moses. Again, instead of trusting God, they lamented that they were going to die in the desert for lack of water. As you can see from Exodus 17:4, Moses was exasperated. God, however, proves his patience and love in this passage, giving the Hebrews the water they needed in spite of their complaining and their lack of faith.

Acting on Faith

God had a plan. His instructions to Moses must have seemed ludicrous! Moses was to take with him the leaders of the people—likely representatives from each tribe—so that they could see firsthand what God was going to do. In front of these leaders, Moses was to hit with his staff a rock that God would point out to him. And enough water would come out of the rock to take care of the needs of 2 million people. As unlikely as God’s plan seemed, Moses didn’t question God. He did what God told him to do, and God did what he said he would do. Moses and God gave a convincing demonstration of what acting on faith in God can do. And God was glorified when the leaders brought back their report.

Be Encouraged

The names Moses gave to the place where all this happened mean “temptation” and “murmuring.” No doubt Moses’ intent was to make this place a reminder of the people’s unbelief but also an encouragement toward faith in the God who had provided for them.

The Jesus Connection

Think of someone who has frustrated you recently. What needs to happen to resolve the situation? A relationship with Jesus brings us forgiveness, not perfection. Pray for clarity and the opportunity to recognize when you need to extend the same type of grace and understanding that Jesus has given you. On the lines below, write a prayer for the person who has recently frustrated you.



Complaint Practice Supplies

My Bible Fun

Complaint Practice Easy Prep

Tear out the Lesson 3
pages from each My
Bible Fun student book.

Camp Whack-a-Rock Supplies

Bible

1 GETTING STARTED

Complaint Practice

What You'll Do ■■■■■■

Welcome kids warmly as they arrive, and ask them how their week went.

Gather everyone in a circle.

Give each child a Lesson 3 My Bible Fun page. Say: **Look at the picture at the top of the page, and find something in the picture you can complain about. Don't tell anyone what you find. For example, maybe something doesn't look quite right to you, or maybe you wish there were something else in the picture. Remember to keep your complaint a secret.**

Allow time, and then encourage kids to act out the complaints as if they were people in the picture. As children act out their complaints one at a time, encourage the others to guess which part of the picture is being portrayed.

Talk With Kids ■■■■

Lead children in this discussion.

Ask:

- What do people in your life do or say when you complain?
- Explain what you think about and feel when other people complain.
- What do you like about God's patience when you complain?

Say: **Sometimes when people complain a lot, we get tired of listening. Your parents, teachers, or friends might get impatient when you complain. But ► GOD IS PATIENT WITH US, even when we complain. He listens to us, and he always gives us what we need. Let's hear how God was patient with some people in the Bible.**

2 BIBLE EXPLORATION

Camp Whack-a-Rock

What You'll Do ■■■■■■

Open your Bible to Exodus 17:1-7, and show kids the passage. Say: **In the Bible today, we'll hear how the Israelites complained to God and God was patient with them.**



Say: **Actually, what happened to a friend of mine was kind of like what happened with the Israelites. Let me tell you about it.** Pause. **But to make it more interesting, I'll need your help.** Form two groups: the Israelites and the Camp Whack-a-Rock kids.

Say: **Whenever I talk about the Camp Whack-a-Rock kids complaining, you'll pretend to complain if you're part of that group. And if I talk about the Israelites complaining, you'll pretend to complain if you're part of that group. For example, if I say one of the groups of people was complaining about being hungry, you could pretend to be hungry. Let's practice.** Check that kids understand when their groups will pretend to complain, and then lead the children in complaining to be hungry. Kids can double over, hold their stomachs, and whine that they're starving.

Say: **Let's see which group complains louder and more. Let's begin. My friend told me about a place called Camp Whack-a-Rock. When the kids showed up at Camp Whack-a-Rock, they were so happy to be there. They were glad to be away from home for a week, and there were lots of fun adventures to enjoy. They all smiled and laughed and sang.**

Like at Camp Whack-a-Rock, in the Bible when the Israelites first left Egypt, they were happy to be free from slavery and the mean Pharaoh. They knew they were traveling to the Promised Land, and that was a wonderful thing.

But it wasn't long until things weren't so happy or carefree—and the complaining began. Allow about 15 seconds for all the kids to pretend to complain.

Say: **At Camp Whack-a-Rock, it took just 15 minutes for trouble to start. When it started raining, all the kids started to complain.** Prompt the Camp Whack-a-Rock kids to complain as if it's raining. Encourage them to be loud and silly as they complain.

Say: **And the Israelites—it didn't take them long to start complaining either. It's true; the journey was hard. But Moses, their leader, got tired of all the complaining and didn't know what to do.** Prompt the kids in the Israelite group to complain as if they're traveling on a long, hard journey.

Say: **The camp counselor at Camp Whack-a-Rock, Morty, handed out rain ponchos, and the kids stopped complaining. But when they got to their cabins, the kids complained that the cabins were small, the beds were hard, and they'd have to use outhouses.** Prompt the Camp Whack-a-Rock kids to complain.

Say: **The Israelites continued to complain, too. They were very thirsty, and there was no water anywhere in sight. So they complained to Moses. They even blamed God for their troubles.** Prompt the Israelites to complain.

Say: **At Camp Whack-a-Rock, Morty decided to get the camp owner's help. He explained all the things the kids were complaining about, so the camp owner hired a construction crew to make the cabins bigger, to put soft mattresses on the beds, and to build a bathroom in every cabin. And then the kids stopped complaining.** Prompt all the kids to be as quiet as possible.



Say: **Moses was really tired of listening to the Israelites complain, too. He didn't know how to get them water, so he talked to God. God told him, "Moses, I'll provide water for the people. Go to the rock at Horeb. Hit the rock with your staff, and water will come out of the rock." So Moses struck the rock with his staff, and water came out of the rock. The people drank all the water they needed, and they were thankful to God.** Prompt all the kids to be as quiet as possible.

Say: **So it seemed that the problems were solved. But after the campers at Camp Whack-a-Rock settled into their cabins, they started complaining again. Now they were hungry.** Prompt the Camp Whack-a-Rock kids to complain.

Say: **And the Israelites never stopped complaining for long either.** Prompt the Israelites to complain.

Say: **At Camp Whack-a-Rock, Morty asked the owner to help him again. The owner had all the kids come to the dining hall immediately. The cooks had prepared dinner early. At first the kids stopped complaining, but then they began again—they didn't want Brussels sprouts and lima beans! They wanted pizza.** Prompt the Camp Whack-a-Rock kids to complain.

Say: **The owner ordered pizza, which the campers liked. But they complained about their drinks.** Prompt the Camp Whack-a-Rock kids to complain.

Say: **Just like the Israelites, the Camp Whack-a-Rock kids complained a ton. Moses went to God for help, and Morty went to the camp owner. And while Moses and Morty become impatient with the people, God was always patient with the Israelites when they complained like the camp owner was with the kids.**

Talk With Kids ■■■■

Lead children in this discussion.

Ask:

- How were the Israelites and campers alike or not alike?
- What do you think about how the camp owner and God responded to the complaints?

Say: **God was patient with the Israelites because he loved them. God loves us, too. ► GOD IS PATIENT WITH US, even when we complain. He takes care of us, even when we don't believe he will. This week, when we have complaints, let's remember that God always takes care of us.**


The Lord Is My (Patient) Shepherd

What You'll Do ■■■■■■

Say: **We're learning today that God was patient with the Israelites, and ► GOD IS PATIENT WITH US, too. Even when the Israelites complained, God was patient and took care of them.**

The Lord Is My (Patient) Shepherd Supplies

Bible
CD player
1 copy per child of the
lyrics page (at the end
of the lesson)
Teacher Pack
CD: "Psalm 23" (track 2)



Open your Bible to Psalm 23:1, and show it to kids. Say: **Our Key Verse today helps us remember that God takes care of us. It says, “The Lord is my shepherd, I shall not be in want. He makes me lie down in green pastures, he leads me beside quiet waters” (Psalm 23:1-2). A shepherd takes care of sheep, so our verse reminds us that God takes care of us. We don’t need to worry or complain because he’s always with us like a shepherd.** Have kids repeat the simplified Key Verse with you several times: **“The Lord is my shepherd” (Psalm 23:1).**

A shepherd takes care of sheep, makes sure they have food and somewhere to sleep, leads them where they need to go, and helps them when they’re sick or hurt. What are some ways God takes care of you and your family? Allow time.

Say: **Thanks for sharing. Let’s thank God now by singing a song about how he’s our shepherd.**

Distribute copies of the lyrics page, and play “Psalm 23” (track 2 on the CD). Lead kids in singing and doing the motions.

 **The Lord is my shepherd.** *(point up, and then pretend to hold a staff)*
(Repeat 4x.)

The Lord is my shepherd; *(point up, and then pretend to hold a staff)*
I shall not be in want. *(shake head no)*
He makes me lie down in green pastures. *(stretch arms out to sides)*
He leads me beside quiet waters. *(wiggle arms)*
He restores my soul. *(touch heart)*
He restores my soul. *(touch heart)*

He guides me in paths of righteousness *(put hand above eyes)*
For his name’s sake. *(point up)*
Even though I walk through the valley *(walk in place)*
Of the shadow of death, *(point down)*
I will fear no evil, for you are with me; *(wave hands over and across each other)*
Your rod and your staff, they comfort me! *(put hands on hips and nod)*

You prepare a table before me *(move hand across in front of body with palm up)*
In the presence of my enemies. *(stomp foot)*
You anoint my head with oil; *(touch head)*
My cup overflows. *(lean to the side)*
My cup overflows. *(lean to the side)*

Surely goodness and love will follow me *(touch heart)*
All the days of my life, *(move hand across in front of body with palm up)*
And I will dwell in the house of the Lord *(touch hands above head like a roof)*
Forever, forever! *(shake hands above head)*

The Lord is my shepherd. *(point up, and then pretend to hold a staff)*
(Repeat 4x.)

“Psalm 23” by Jay Stocker. © 2006 Group Publishing, Inc. All rights reserved.





Growth Charts Supplies

My Bible Fun
several pairs of scissors
tape
crayons
yardstick
hole punch
7 copies per child of
the “Growth Chart”
handout (at the end of
the lesson)

Teacher Pack

“Psalm 23” punch-outs

Growth Charts Easy Prep

Cut out and tape 7
handouts together for
each child. Then write
the inches and feet on
the chart.

Talk With Kids ■■■■

Lead children in this discussion.

Ask:

- What do you think and feel when you hear that God is your shepherd?
- Explain whether you think believing God takes care of you would keep you from complaining.
- What things do you want to tell God now?

Say: **God is our shepherd. He loves us and takes care of us. And he’s very, very patient with us! God gives us what we need, too. In fact, God even gives us things we don’t realize we need. It’s important for us to remember that we can talk to God and that ► GOD IS PATIENT WITH US, always.**

3 WEAVING FAITH INTO LIFE


Growth Charts


What You’ll Do ■■■■■■

Say: **God was patient with the Israelites; he knew the Israelites needed him. Like that, God knows that we need him, and he’s patient with us as we grow and learn. Let’s make something to remind us of God’s patience.**

Distribute scissors, set out supplies, and have children cut the “Growth-Chart Banner” from the bottom of their My Bible Fun page. Say: **Decorate your Growth-Chart Banner. We’re going to make growth charts to keep track of how we grow, and we’ll put these on the tops of our growth charts.**

When kids finish decorating, help them attach seven copies of the “Growth Chart” handout to the bottom of their banners.





Encourage kids to draw pictures of times God has been patient with them and cared for them. They can draw them in the general areas where they think their heights might've been. For example, if they feel that God cared for them by giving them their specific parents, they could draw the picture between 1 and 2 feet to show how big they were when they were born.

Give each child a "Psalm 23" punch-out to put on his or her chart. Say: **Remember that ► GOD IS PATIENT WITH US as we grow. He's our shepherd, and he cares for us as we grow and learn.**

Use a hole punch to punch a hole in the top of each child's chart where indicated on the banner.

Talk With Kids ■■■■

Lead children in this discussion.

Ask:

- Explain one of your drawings about how God's been patient with you.
- Explain how you feel knowing that God is patient even when you complain.
- How can we show God that we're thankful for his patience?

Say: **Take your growth chart home, and hang it on your wall. Every time you look at it, remember that ► GOD IS PATIENT WITH US as we grow. Thank God that he's patient with you, just as he was with the Israelites when they were in the desert.**

4 LASTING IMPRESSIONS

Daily Challenges

What You'll Do ■■■■

Say: **Let's think about how ► GOD IS PATIENT WITH US.**

Have kids find this week's Daily Challenges in their My Bible Fun pages and choose one to do this week. They can choose one or more of these three options:

- **Every time you see a clock, thank God for his patience.**
- **Ask an adult to tell you about a time God was patient with him or her.**
- **The next time you're in a hurry, remember that God is always patient with us, and we can be patient, too.**

Make sure you choose a Daily Challenge as well, and tell kids what you chose. Kids will be more inclined to follow through on their commitments when they see you doing the same.



Daily Challenges Supplies

My Bible Fun
pens





Weaving Faith at Home Supplies

.....
paper
pencils

Talk With Kids ■■■■

Lead children in this discussion.

Ask:

- **What's a practical way you're going to do your Daily Challenge? Include a time, a place, and other ideas.**


Say: **God was patient with the Israelites and took care of them, even when they complained and complained. God loved the Israelites and wanted what was best for them. God loves us and wants what's best for us, too. That's why ► GOD IS PATIENT WITH US. Remember that this week as we follow through on our Daily Challenges.**

Weaving Faith at Home

Encourage kids to talk with their parents about the Daily Challenges they chose and what they learned about how God is patient with us. Kids can also do the activities in the "HomeConnect" section of their My Bible Fun pages with their families.

Talk to your Director about emailing the FREE FamilyConnect to all your church's families. Available at group.com/digital.

Take a couple of minutes to pray with your kids, thanking God that he's patient with us even when we don't deserve it. Distribute paper and pencils, and allow time for the children to journal or draw pictures for a minute or two, telling God some things they need and thanking God for ways he's already taken care of them. Then close the prayer. Pray: **Dear God, thank you for your patience. Please help us remember that you're patient with us, and help us be patient with others. Thank you. In Jesus' name, amen.**



Growth Chart

The growth chart consists of a central vertical line with 12 horizontal rungs. The top and bottom rungs are thicker than the others. The chart is enclosed in a dashed-line border. On the right side, there is a pair of scissors icon indicating where to cut.

OK
TO COPY

Grades 1 & 2

Lesson 3

Fall Quarter



Lyrics ■■■■

Psalm 23

The Lord is my shepherd. (*point up, and then pretend to hold a staff*)
(Repeat 4x.)

The Lord is my shepherd; (*point up, and then pretend to hold a staff*)
I shall not be in want. (*shake head no*)
He makes me lie down in green pastures. (*stretch arms out to sides*)
He leads me beside quiet waters. (*wiggle arms*)
He restores my soul. (*touch heart*)
He restores my soul. (*touch heart*)

He guides me in paths of righteousness (*put hand above eyes*)
For his name's sake. (*point up*)
Even though I walk through the valley (*walk in place*)
Of the shadow of death, (*point down*)
I will fear no evil, for you are with me; (*wave hands over and across each other*)
Your rod and your staff, they comfort me! (*put hands on hips and nod*)

You prepare a table before me (*move hand across in front of body with palm up*)
In the presence of my enemies. (*stomp foot*)
You anoint my head with oil; (*touch head*)
My cup overflows. (*lean to the side*)
My cup overflows. (*lean to the side*)

Surely goodness and love will follow me (*touch heart*)
All the days of my life, (*move hand across in front of body with palm up*)
And I will dwell in the house of the Lord (*touch hands above head like a roof*)
Forever, forever! (*shake hands above head*)

The Lord is my shepherd. (*point up, and then pretend to hold a staff*)
(Repeat 4x.)

“Psalm 23” by Jay Stocker. © 2006 Group Publishing, Inc. All rights reserved.

