



# Peter Tells the Sanhedrin About Jesus Acts 4:5-14

First- and second-graders can fluctuate between being very brave and being very scared. Usually kids feel brave about situations over which they feel they've gained control. But young children may continue to be insecure in situations that involve new people and new settings. Use this lesson to teach kids that Jesus can help them be brave in difficult situations.




► **Bible Point**  
Trusting God makes us brave.

### Key Verse

"Have I not commanded you? Be strong and courageous. Do not be terrified; do not be discouraged, for the Lord your God will be with you wherever you go" (Joshua 1:9).

### Weaving Faith Into Life

Kids will trust God in difficult situations.

LESSON	WHAT CHILDREN DO	SUPPLIES	EASY PREP
<b>1</b> Getting Started	<b>Circle Cross</b> <i>(about 10 min.)</i> Learn about bravery while playing a game with closed eyes.	CD player <b>Teacher Pack:</b> CD	
<b>2</b> Bible Exploration	<b>Courageous Peter</b> <i>(about 20 min.)</i> Experience what happened with Peter through an interactive skit.	Bible, scissors <b>Teacher Pack:</b> "Before the Sanhedrin" poster 	Cut out the faces on the "Before the Sanhedrin" poster, as indicated.
	<b>Praise-a-Long!</b> <i>(about 10 min.)</i> Learn a song to help them apply the Key Verse.	Bible, CD player, 1 copy per child of the lyrics page (at the end of the lesson) <b>Teacher Pack:</b> CD	

**Bold text** within the lesson is spoken text.



LESSON	WHAT CHILDREN DO	SUPPLIES	EASY PREP
<b>3</b> Weaving Faith Into Life	<b>Be Brave</b> <i>(about 15 min.)</i> Make brave masks, and use them to discuss situations that require courage.	My Bible Fun, scissors, markers, glitter, glue, 1 craft stick per child	Tear out the Lesson 9 pages from each My Bible Fun student book.
<b>4</b> Lasting Impressions	<b>Daily Challenges</b> <i>(about 5 min.)</i> Choose a Daily Challenge to apply God's Word.	My Bible Fun	
	<b>Weaving Faith at Home</b> <i>(about 2 min.)</i> Talk about how to share what they learned with their families.	brave masks from the "Be Brave" activity	

***Bold text within the lesson is spoken text.***

# Peter Tells the Sanhedrin About Jesus

Acts 4:5-14

BIBLE BACKGROUND  
FOR LEADERS

## Earthly Power

The Sanhedrin was the ruling body of the Jews. It had authority in all religious matters. One of the Sanhedrin's duties was to deal with cases of blasphemy. Members of the Sanhedrin probably viewed Peter's and John's actions as blasphemy. Peter and John claimed that they were able to heal a man—something only God could do—through the power of Jesus. So they called Peter and John before them.

## Heavenly Power

When asked the source of his power to heal, Peter replied that the power came from Jesus, whom God had raised from the dead. The Sanhedrin had tried to cover up the Resurrection (Matthew 28:11-15), but Peter contended that the healed man standing before them proved that Jesus is alive.

The disabled man was healed through Jesus' power, and Peter's forceful speech before this powerful group of religious leaders was made possible by the power of the Holy Spirit (Acts 4:8). God was with Peter in a special way, as Jesus had promised he would be when people were going about his work (Matthew 28:20).

## Powerful Truth

Why didn't the Sanhedrin immediately denounce Peter and John? Perhaps the truth, told with such power, dumbfounded them—or even convinced them of what they really had done.

In verse 12, Peter indirectly heaps on more accusation. By saying that salvation is only through Jesus, Peter was saying the leaders' beliefs and actions were insufficient for that purpose. He was saying that if they continued to deny Jesus, no other power was available to save them. If they continued

along this course, they were also leading their nation toward destruction.

What was the Sanhedrin's response? Astonishment! How could these simple men, with no training in the Jewish rabbinical schools, mount such a clear and convincing biblical and theological argument? They may have remembered the similar things they had thought about Jesus (John 7:15). Jesus had supported his claims through the miracles he had performed, and now the disciples had done the same. Everyone had seen the disabled man begging at the Temple, and now he stood before them, healed. What could they say? The Sanhedrin had no answer.

## The Jesus Connection

Two things gave Peter courage in this intimidating situation. First, he was relying on the Holy Spirit, and second, he knew that Jesus is alive. This knowledge gave Peter full and ultimate trust in Jesus.

We have the same Holy Spirit that empowered Peter. What more do we need to be courageous in the situations we face today? Ask God to help you with a particular situation you're facing. You can write your prayer here.

---

---

---

---

---

---

---

---

---

---

---

---

---

---

---

---

---

---

---

---

---

---

---

---



### Circle Cross Supplies

CD player

#### Teacher Pack

CD: "Jesus Loves Me  
Rock" (track 12)

## 1 GETTING STARTED

### Circle Cross

#### What You'll Do ■■■■■■

Welcome kids warmly as they arrive, and ask them how their week went.

Gather everyone together.

Have kids form a circle. Say: **Today we'll learn that ► TRUSTING GOD MAKES US BRAVE. Let's start by playing a game to practice being brave. Here's what you'll do: when it's your turn, close your eyes and walk across the circle to the other side. You can put your arms in front of you as you move, but keep your eyes closed until someone touches your hand. Got it? Pause. Great! We'll do this one at a time.**

Choose one child to start, and have him or her walk across the circle. Direct each child to go on his or her turn. Encourage kids to try to avoid collision while still crossing as quickly as possible. Note how tentative some children are and how bold others are in this activity.

After everyone has a chance to cross the circle, have kids repeat the activity, moving a little faster. Then have kids repeat, but have two or three kids go at the same time. As kids cross, play "Jesus Loves Me Rock" (track 12 on the CD).


#### Talk With Kids ■■■■

Lead children in this discussion.

Ask:

- **What were you thinking as you crossed the circle in this game?**
- **Explain whether you had to be brave in this game.**
- **Talk about a time you were a little afraid in life.**
- **Talk about a time you were brave in life.**

Say: **You had to be brave in this game as you walked across the circle with your eyes closed. All of us have times we're afraid and times we're brave. Sometimes when we're afraid, we can be brave if someone else is with us. Today we'll hear about a man who was brave because he knew that ► TRUSTING GOD MAKES US BRAVE.**



2

BIBLE  
EXPLORATION

# Courageous Peter

## What You'll Do

Open your Bible to Acts 4:5-14, and show kids the passage. Say: **Today we'll hear about two of Jesus' friends who had to be brave.**

Say: **I need your help to tell what happened.** Choose two children to play Peter and John. Have them hold the poster so their faces show through the holes you cut. Then introduce them; say: **This is Peter. And this is John.**

Say: **I need the rest of you to help me, too. You'll be the Sanhedrin—which is a group of Jewish leaders who didn't like Jesus. Whether you're Peter, John, or the Sanhedrin, act out your part. Got it?** Check for understanding. Then continue, pausing for kids to act out their parts.

Say: **One day Peter and John were walking (pause) to the Temple. They saw a crippled man near the Temple gate. They healed the man in the name of Jesus, and the man was able to walk!**

**Peter and John then preached to the crowd, pointing at the people (pause) and saying, "Jesus has healed this man!" Some of the religious leaders, the Sanhedrin, were mad at Peter and John for what they were saying. They ran all around wringing their hands (pause), saying "Woe to us!" and "Sad are we!" They didn't believe in Jesus, and they made worried faces (pause) as they listened to Peter preach. The angry leaders rubbed their chins (pause) thoughtfully, stroked their beards (pause), and ran their hands through their hair (pause). They brought Peter and John into their room. The bad leaders all wagged their fingers (pause) at Peter and John and said, "Don't you tell people about Jesus, or you'll be punished!"**

**Peter and John put their hands on their hips (pause) as Peter said, "Punished? For healing a crippled man? Jesus did this; nothing can stop me from saying so!" The leaders wagged their fingers (pause) again and said, "We mean it! Stop talking about Jesus, or you'll be sorry!"**

**But Peter and John just shook their heads no (pause) as Peter said loudly, "This I cannot do!" At first the members of the Sanhedrin were so surprised that they looked at each other with eyes and mouths wide open in shock (pause). They couldn't believe how courageous Peter was! But then the leaders became so angry that they folded their arms (pause) and walked back and forth (pause), as they scratched their heads (pause). Finally, the leaders huddled together (pause) and scratched one another's heads (pause), but still they had no good ideas. They let Peter and John go free. Peter and John waved goodbye (pause) as they left to tell others about Jesus.**



## Courageous Peter Supplies

Bible

scissors

### Teacher Pack

"Before the Sanhedrin" poster

## Courageous Peter Easy Prep

Cut out the faces on the "Before the Sanhedrin" poster, as indicated.



### Praise-a-Long! Supplies

Bible

CD player

1 copy per child of the lyrics page (at the end of the lesson)

#### Teacher Pack

CD: "Wherever You Go" (Joshua 1:9) (track 13)

## Talk With Kids ■■■■

Lead children in this discussion.

Ask:

- What did you think about the different people in this skit?
- What surprised you about what Peter said and did?
- What can you do to be brave like Peter?

Say: Peter was no one special. Sometimes he got scared and had trouble being brave, just as we do. But Peter learned that God would help him be brave, no matter how scared he was! Our Bible Point tells us that ► **TRUSTING GOD MAKES US BRAVE**. God filled Peter with his Spirit, and Peter had all he needed. In the same way, God will make us brave when we're afraid and we need it most.


## Praise-a-Long!

### What You'll Do ■■■■■■

Open your Bible to Joshua 1:9, and show it to kids. Say: **Our Key Verse today will help us remember that God wants us to be brave. It says: "Have I not commanded you? Be strong and courageous. Do not be terrified; do not be discouraged, for the Lord your God will be with you wherever you go" (Joshua 1:9).**

Say: **We never have to be afraid, because God is always with us, and he'll always take care of us. Let's say our Key Verse together.** Lead kids in the adapted verse: **"Be strong and courageous...for the Lord your God will be with you wherever you go" (Joshua 1:9).** Have kids repeat the Key Verse with you several times.

Say: **Sometimes singing can help us remember something really well. Let's sing our verse to help us remember to be brave.** Hand out the lyrics pages. Then play "Wherever You Go" (Joshua 1:9) (track 13 on the CD). Sing the song several times through, and then see if kids can sing it a cappella (without music). When kids are familiar with the song, lead them in the following motions as they sing along with the Key Verse.

 **Have I not commanded you?** (*cup hand around mouth like a megaphone*)  
**Be strong and courageous.** (*make big muscles*)  
**Do not be terrified;** (*place hands on sides of head with eyes wide open, shake*)  
**Do not be discouraged,** (*shake head "no"*)  
**For the Lord your God** (*point to the ceiling*)  
**Will be with you wherever you go.** (*turn around once*)  
**Wherever you go.**  
*(Repeat 2x.)*

**Wherever you go.**  
**Wherever you go.**  
**Wherever you go.**

"Wherever You Go" (Joshua 1:9) by Jay Stocker. © 2006 Group Publishing, Inc. All rights reserved.



## Talk With Kids ■■■■

Lead children in this discussion.

Ask:

- What are some ways that knowing this song and verse might help you?
- Tell about a time you knew God was with you.
- Why does God being with you help you be brave?

Say: **Because God is with us, we can sing—because we know he'll always take care of us. Just like Peter knew when he went in front of the Sanhedrin, we know that ► TRUSTING GOD MAKES US BRAVE. Let's be brave this week, even when difficult or scary things happen.**

.....

# 3 WEAVING FAITH INTO LIFE

## Be Brave

### What You'll Do ■■■■

Say: **In a few minutes, I'll describe a few situations, and you'll think of ways to show courage in those situations. But first, let's make something to remind us that we're never alone.**

Distribute the Lesson 9 My Bible Fun pages. Show kids how to carefully cut out the masks, then the eye and mouth holes. Have kids decorate their masks. Then show them how to glue craft sticks to the bottoms of their masks as holders.

Put kids in pairs and then say: **Let's take turns putting on our brave faces and thinking of ways we can have courage in these tough situations.**

**Pretend you're on the playground, and you see a bunch of kids being mean to your best friend. These kids are all bigger than you. Put on your brave mask, and tell your partner how you could show courage in this situation.**

Give kids a few moments to talk, and then ask a few kids to share their answers with the rest of the group. Then describe the next situation.

Say: **Pretend you're in the cafeteria, praying over your lunch before you eat. Some kids laugh and make fun of you as you pray. Put on your brave mask, and tell your partner how you could show courage in this situation.**

Give kids a few moments to talk, and then ask a few kids to share their answers with the rest of the group. Then describe the next situation.

Say: **Pretend you see someone on the edge of the playground, looking sad. You'd like to tell that person about Jesus, but you really don't know him or her very well.**



### Be Brave Supplies

- .....
- My Bible Fun
  - scissors
  - markers
  - glitter
  - glue
  - 1 craft stick per child

### Be Brave Easy Prep

.....

Tear out the Lesson 9 pages from each My Bible Fun student book.



**Put on your brave mask, and tell your partner how you could show courage in this situation.**

Give kids a few moments to talk, and then ask a few kids to share their answers with the rest of the group. Then gather everyone in a circle.

### **Talk With Kids** ■■■■

Lead children in this discussion.

Say: **Just as God gave Peter and John courage before the Sanhedrin, he'll give you courage every time you need it, too. Whether we're helping someone on the playground, praying at lunch, or making a new person feel welcome, we can remember this week that ► TRUSTING GOD MAKES US BRAVE.**

## **4** LASTING IMPRESSIONS

### Daily Challenges

#### Daily Challenges Supplies

My Bible Fun

### **What You'll Do** ■■■■

Say: **Let's think about how ► TRUSTING GOD MAKES US BRAVE.**

Have kids find this week's Daily Challenges in their My Bible Fun pages and choose one to do this week. They can choose one or more of these three options:

- **Tell your family members one thing that you're afraid of, and then tell them that trusting God makes us brave!**
- **Write down three things you want to be brave about, and then ask God to help you during those times!**
- **Be brave and tell a friend about Jesus. With God's help, you can do anything!**

Make sure you choose a Daily Challenge as well, and tell kids what you chose. Kids will be more inclined to follow through on their commitments when they see you doing the same.

### **Talk With Kids** ■■■■

Lead children in this discussion.

Ask:

- **What's a practical way you're going to do your Daily Challenge? Include a time, a place, and other ideas.**

Say: **God helped Peter be brave when he stood in front of the Sanhedrin—that's because he trusted God. And ► TRUSTING GOD MAKES US BRAVE, too. Let's show we're brave this week by following through on our Daily Challenges.**



## Weaving Faith at Home

Encourage kids to talk with their parents about the Daily Challenges they chose and what they learned about how trusting God makes us brave. Kids can also do the activities in the “HomeConnect” section of their My Bible Fun pages with their families.

Talk to your Director about emailing the FREE FamilyConnect to all your church’s families. Available at [group.com/digital](http://group.com/digital).

Take a couple of minutes to pray with your kids, thanking God that we can be brave because he’s always with us. Have each child put his or her brave mask on and thank God for a way he can help with bravery. Pray: **God, we know we never have to be afraid, because you’re always with us and you’ll always take care of us, even in difficult situations. Thank you so much. In Jesus’ name, amen.**



### Weaving Faith at Home Supplies

---

Brave masks from the  
“Be Brave” activity



## Wherever You Go (Joshua 1:9)

**Have I not commanded you?** (*cup hand around mouth like a megaphone*)

**Be strong and courageous.** (*make big muscles*)

**Do not be terrified;** (*place hands on sides of head with eyes wide open, shake*)

**Do not be discouraged,** (*shake head "no"*)

**For the Lord your God** (*point to the ceiling*)

**Will be with you wherever you go.** (*turn around once*)

**Wherever you go.**

(*Repeat 2x.*)

**Wherever you go.**

**Wherever you go.**

**Wherever you go.**

"Wherever You Go" (Joshua 1:9) by Jay Stocker. © 2006 Group Publishing, Inc. All rights reserved.

**OK**  
**TO COPY**