

People Rejoice as Jesus Enters Jerusalem

Mark 11:1-11

First- and second-graders are learning about respect. As they grow and gain life experience, they're better able to understand how easily feelings can be hurt or strengthened. Use this lesson to help kids understand that Jesus is the only God and he deserves our love and respect.



► Bible Point

Jesus is our king.

Key Verse

"Jesus Christ is Lord"
(Philippians 2:11).

Weaving Faith Into Life

Kids will believe that Jesus is God and he deserves our respect.

LESSON	WHAT CHILDREN DO	SUPPLIES	EASY PREP
1 Getting Started	Hooray for You! <i>(about 10 min.)</i> Receive cheers for something they're proud of.		
2 Bible Exploration	Journey Into Jerusalem <i>(about 30 min.)</i> Play a board game and learn about when Jesus rode a donkey into Jerusalem.	Bibles, My Bible Fun, CD player, green paper, markers, scissors, index cards Teacher Pack: CD, "Journey Into Jerusalem" game poster, "Journey Into Jerusalem" game cards, "People Praise Jesus" poster (from the Big Bible Poster Pack), Bible Timeline	Tear out the Lesson 5 pages from each My Bible Fun student book. Take apart the game pieces and arrange them facedown in a pile in numerical order with Card 1 on the top. Remove card 12, and fold the bottom under to make it stand as the game piece.



Bold text within the lesson is spoken text.

LESSON	WHAT CHILDREN DO	SUPPLIES	EASY PREP
3 Weaving Faith Into Life	Jesus Is Lord <i>(about 10 min.)</i> Make a craft to praise Jesus.	My Bible Fun, scissors, markers	
	Every Tongue Confess <i>(about 10 min.)</i> Learn the Key Verse, and sing a song of praise.	Bible, CD player, 1 copy per child of the lyrics page (at the end of the lesson) Teacher Pack: CD	
4 Lasting Impressions	Daily Challenges <i>(about 5 min.)</i> Choose a Daily Challenge to apply God's Word.	My Bible Fun	
	Weaving Faith at Home <i>(about 2 min.)</i> Talk about how to share what they learned with their families.		

Bold text within the lesson is spoken text.

People Rejoice as Jesus Enters Jerusalem

Mark 11:1-11

BIBLE BACKGROUND
FOR LEADERS

Prophecies Fulfilled

This moment in Jewish history had long been anticipated. Zechariah 9:9 predicts that the Messiah would come “gentle and riding on a donkey, on a colt, the foal of a donkey.” Without question, the Jews along Jesus’ path made this connection and knew what it meant. Their celebration made this clear as they covered Jesus’ path with their outer robes and palm branches—a demonstration of honor and submission.

The King Comes

The cries of the people were significant. As they shouted “hosanna,” they were saying, “Lord, save us!” As they referred to Jesus as “he who comes in the name of the Lord” and spoke plainly of “the coming kingdom of our father David,” they were making clear references to the Messiah predicted many times in the Old Testament.

Confusing Events

After the excitement of his triumphal entry, Jesus and his disciples left Jerusalem to spend the night in Bethany, where Mary, Martha, and Lazarus lived. No mention is made of the crowd following them. After all the cheering had died down, everyone must have gone home. Jesus had spoken earlier of his imminent death, but the day’s events probably encouraged the disciples to think about Jesus being made king. How could things possibly turn against him as Jesus said they would?

As events unfolded, the disciples’ heads must have been spinning. Throngs honored Jesus that day, but only a few days later the disciples hid in fear of the authorities, trying to find a way to live for the crucified Jesus.

Changed Lives

Fortunately, we know what happened next. After the Resurrection, everything changed. And that’s how it can be in our lives. When we choose to live for Jesus, everything changes. We don’t honor him just by cheering and praying and singing great worship songs. We honor him—as the disciples did—in every facet of our lives. We honor him through our worship but also through our obedience, service, witness, and gratitude.

The Jesus Connection

“Hosanna! Lord save us!” Jesus answers that plea: Through a relationship with him, we can experience this great gift of salvation.

It’s easy to unintentionally develop a ho-hum attitude about faith. Yet in this passage, the crowds honored Jesus with extravagant, public displays of worship. What can you do to break free of complacency? How will you extravagantly worship Jesus this week? Pray about actions you can take or words you can say this week to honor Jesus as the Messiah. You can write your prayer here.



Journey Into Jerusalem Supplies

.....

Bibles
My Bible Fun
CD player
green paper
markers
scissors
index cards
Teacher Pack
CD: "Journey Into
Jerusalem" (track 7)
"Journey Into
Jerusalem" game
poster
"Journey Into
Jerusalem" game
cards
"People Praise Jesus"
poster (from the Big
Bible Poster Pack)
Bible Timeline

Journey Into Jerusalem Easy Prep

.....

Tear out the Lesson 5
pages from each My
Bible Fun student book.
Take apart the game
pieces and arrange
them facedown in a
pile in numerical order
with Card 1 on the top.
Remove card 12, and
fold the bottom under
to make it stand as the
game piece.

1 GETTING STARTED

Hooray for You!

What You'll Do ■■■■■■

Welcome kids warmly as they arrive, and ask them how their week went.

Gather everyone together.

Choose a willing child to stand up. Say: **Tell about something you've done this week that you're proud of.** Allow time, and then have all the other kids applaud and cheer. Encourage each child to take a turn, each time having the whole group applaud and cheer.

Talk With Kids ■■■■

Lead children in this discussion.

Ask:

- What did you like about being cheered for?
- What are some reasons we cheer for people?
- Tell about some people who usually get lots of cheers.
- Why do you think Jesus deserves cheers?

Say: **It's nice to hear others cheer for us when we've done something good or right. Today in the Bible, we'll read about a big crowd of people, all cheering for one person. That person was Jesus! People were cheering for Jesus to honor him because ► JESUS IS OUR KING.**

.....

2 BIBLE EXPLORATION

Journey Into Jerusalem

What You'll Do ■■■■■■

Open your Bible to Mark 11:1-11, and show kids the passage. Say: **In the Bible today, we'll hear about some people who cheered for Jesus.**

Show kids the "People Rejoice as Jesus Enters Jerusalem" picture in the Bible Timeline.



Have kids form four groups numbered 1 through 4. Then have all the kids sit in a circle on the floor, and give each group a Bible. Place the “Journey Into Jerusalem” game poster and cards in the center of the circle.

Say: **At this time in the Bible, Jesus has been traveling to Jerusalem, and he’s just about there. Let’s play “Journey Into Jerusalem”!**

Have groups take turns choosing game cards, beginning with Group 1. Before each group chooses a card, have the group move the game piece three squares along the road.

Have Group 1 move the game piece three spaces and then choose the first card. Card 1 should be a travel card. Have a group member read the card aloud, and then let Group 1 lead the rest of the kids in traveling to Jerusalem by walking once around the room.

Then have kids sit down, and let Group 2 move three spaces and choose a card. Card 2 should be a Bible card. Have a group member read aloud the verses, and then have kids answer the following question in their groups. Ask groups to share their answers with everyone. Explain that the colt was a donkey.

Ask:

- **What do you think about Jesus asking for a colt that had never been ridden?**

Say: **It may seem just like a common thing in that time for Jesus to ask his disciples to go take someone else’s never-ridden colt, or donkey. But what Jesus asked the disciples was actually a bit strange.**

Have the next group move three spaces and choose a card. Card 3 should be a CD card. Say: **The CD card means we’re going to mix it up. We’ll hear some donkey noises on the CD. As soon as you hear the first noise, go to a friend and ask something strange. See how many people you can ask strange things before I pause the CD. Ready?** If kids need ideas, give examples such as “May I borrow one of your socks?” or “Can I give you a new name?” Check for understanding, and then play the CD segment “Journey Into Jerusalem” (track 7 on the CD), pausing the CD when directed.

Say: **What Jesus asked his disciples to do may have seemed strange, but it was all a part of God’s plan. Jesus knew that donkey would be there, just like he knows everything about you. That’s because ► JESUS IS OUR KING—that means he’s God. Just as God had a special plan for the donkey’s life, he has a special plan for your life, too. Trust God, and he’ll show you his plan. Now let’s get back to our game.**

Have the next group move three spaces and choose a card. Card 4 should be a Bible card. Have a group member read the verses aloud, and then let the group lead everyone in walking on all fours around the room.

Have the next group move three spaces and choose the next card. Card 5 should be



a CD card. Say: **Another CD card—that means we’ll mix it up again as the donkey sounds play. Remember how I said God has a plan for everyone? Well, part of that plan has to do with gifts and talents God gave us. He gives us these so he can use them in his plan. Think now of different gifts and talents that kids in this group have.** Allow time. **When the donkey sounds start, see how many people you can compliment on their talents. When the donkey sounds stop, you’ll stop too. Ready?** Play the CD segment from where you paused it, stopping the CD when directed to do so.

Give each child a Lesson 5 My Bible Fun page. Say: **God had a special job for the donkey to do, and he has special jobs for you to do, too. When we use our talents and choose to do the special jobs Jesus has for us, we honor him as king. It’s like saying, “Jesus, I know you’re right and I’ll honor you by using my talents for you.”**

Point out the “Honoring Jesus” section of the My Bible Fun page. Distribute markers, and have kids draw pictures of things they can do to honor Jesus with the gifts and talents he gave them—for example, help a brother or sister. Give kids several minutes to draw, and then have kids explain their pictures to their group members.

Show the “People Praise Jesus” poster. Say: **There are lots of things we can do to honor Jesus as king. Let’s keep reading so we can hear how the disciples and other people in Jerusalem did this.**

Have the next group move three spaces and choose a card. Card 6 should be a Bible card. Have a group member read the verse aloud. Then say: **A cloak is a coat.**

Ask:

- **What are some reasons the disciples might’ve thrown their cloaks over the donkey before Jesus sat on it?**


Say: **The people didn’t want Jesus to sit on the donkey without some sort of covering, so they gave up their coats for Jesus. They threw their cloaks over the donkey to honor Jesus.**

Have the next group move three spaces and choose the next card. Card 7 should be a craft card. Give each child an index card, and encourage kids to each draw a coat or cloak on their index cards.

Then have the next group move three spaces and choose the next card. Card 8 should be a Bible card. Have a group member read the verse aloud. Have groups take turns placing their index-card cloaks across the road on the game poster.

Have the next group move three spaces and choose Card 9. It should be a craft card. Give each group scissors and green paper. Show children how to each trace around one hand on a piece of paper and cut out the shapes. Explain that the green shapes represent branches. Have children lay their branches on the road.

Have the next group move three spaces and choose Card 10. It should be a Bible card. Have a group member read the verse, and then lead kids in the following cheer several times.



Say:

**“Hosanna! Hosanna!
Blessed is the Lord!
Hosanna! Hosanna!
Blessed is the Lord!”**

Have the next group move three spaces and choose Card 11. It should be a travel card. Have a group member read the card aloud, and then let the group member lead the rest of the kids in entering Jerusalem by walking once around the room and then sitting down.

Talk With Kids ■■■■

Lead children in this discussion.

Ask:

- What part of this passage most helped you see that Jesus is king?
- What ways do you honor Jesus?
- Why do you think it’s important to honor Jesus?

Say: **The people we read about in the Bible today honored Jesus by laying branches across the road before he went by. They knew that ► JESUS IS OUR KING. We can honor Jesus, too, with things we say and do. And when we honor Jesus, we show others that we believe he’s our king.**

3

WEAVING FAITH INTO LIFE

Jesus Is Lord

What You’ll Do ■■■■

Say: **We read in the Bible today about how people praised Jesus. When they praised him as he rode a colt into Jerusalem, they showed that ► JESUS IS OUR KING. Let’s make a craft to praise Jesus as our king, too.**

Give each child a Lesson 5 My Bible Fun page, and point out the “Jesus Is Lord!” section. Let kids each color the face and tongue and cut them out. Demonstrate how to carefully cut a slit in the mouth on the face. Then show kids how to fold the tab on the tongue and insert the tip of the tongue through the slit on the back of the face so the tongue comes out of the mouth with the words “Jesus is Lord!” showing. When kids have finished their crafts, gather everyone in a circle.

Say: **When we say out loud that Jesus is Lord, that’s honoring Jesus. It shows that we know ► JESUS IS OUR KING.**

Jesus Is Lord Supplies

My Bible Fun
scissors
markers





Every Tongue Confess Supplies

Bible

CD player

1 copy per child of the
lyrics page (at the end
of the lesson)

Teacher Pack

CD: "At the Name of
Jesus" (Philippians
2:10-11) (track 8)

Talk With Kids ■■■■

Lead children in this discussion.

Ask:

- What things can you say or sing to show you know Jesus is king?
- What other things can you do this week to honor Jesus?

Say: Like the people in the Bible, we know ► **JESUS IS OUR KING**. When we use our tongues to tell others about Jesus, that honors him as king. Take your faces home to remind you to tell others about Jesus.


Every Tongue Confess

What You'll Do ■■■■■■

Open your Bible to Philippians 2:11, and show it to kids. Say: **Our Key Verse today reminds us that ► JESUS IS OUR KING and God. Listen while I read it: "Jesus Christ is Lord" (Philippians 2:11).** Have the children repeat the verse with you several times.

Say: **Wow! This verse tells us that Jesus is Lord. That means he deserves our honor. Let's honor him with our actions and our words right now!**

Hand out the lyrics pages. Then play "At the Name of Jesus" (Philippians 2:10-11) (track 8 on the CD). If time allows, play the song a few times and invite children to sing along.

 **That at the name of Jesus every knee should bow
In heaven and earth and under the earth.
At the name of Jesus every knee should bow
In heaven and earth and under the earth,**

**And every tongue confess to Jesus' holiness;
And every tongue confess to Jesus' holiness.**

(Chorus)

**He is Lord, Lord, Lord!
He is Lord, Lord, Lord!
He is Lord, Lord, Lord!
He is Lord, Lord, Lord!**

(Repeat from the beginning.)

(Repeat chorus twice.)

**He is Lord!
He is Lord!**

"At the Name of Jesus" (Philippians 2:10-11) by Rob Biagi. © 2006 Group Publishing, Inc. All rights reserved.

Talk With Kids

Lead children in this discussion.

Ask:

- What do you think about as you sing to Jesus?
- Why do you think singing to Jesus is a way to honor him?
- What will you do this week to show Jesus honor?

Say: **Singing is one way to show honor to Jesus. The people we read about in the Bible shouted “Hosanna” because they knew that ► JESUS IS OUR KING. This week, let’s show Jesus we know he’s our king through every way we can.**

4 LASTING IMPRESSIONS

Daily Challenges

What You’ll Do

Say: **Let’s think about how ► JESUS IS OUR KING.**

Have kids find this week’s Daily Challenges in their My Bible Fun pages and choose one to do this week. They can choose one or more of these three options:

- **Take a walk in your neighborhood and pray for people who don’t know Jesus.**
- **Tell a friend at school that Jesus loves him or her.**
- **Sing a song to Jesus each night before you go to bed.**

Make sure you choose a Daily Challenge as well, and tell kids what you chose. Kids will be more inclined to follow through on their commitments when they see you doing the same.

Talk With Kids

Lead children in this discussion.

Ask:

- **What’s a practical way you’re going to do your Daily Challenge? Include a time, a place, and other ideas.**

Say: **Jesus made us and he loves us. We learned today that the people in the Bible knew Jesus is God, and they wanted to honor him. This week, let’s honor God and show that we know ► JESUS IS OUR KING by following through on our Daily Challenges.**



Daily Challenges
Supplies

My Bible Fun




Weaving Faith at Home

Encourage kids to talk with their parents about the Daily Challenges they chose and what they learned—that Jesus is our God and king. Kids can also do the activities in the “HomeConnect” section of their My Bible Fun pages with their families.

Talk to your Director about emailing the FREE FamilyConnect to all your church’s families. Available at group.com/digital.

Take a couple of minutes to pray with your kids, thanking God for sending Jesus, our king, to save us. Let each child thank Jesus for one thing. Then have kids echo you as you pray:

**Dear Jesus,
You are Lord.
I love you.
Help me honor you this week
With my words
And with my actions.
In Jesus’ name,
Amen.**



Lyrics ■■■■

At the Name of Jesus (Philippians 2:10-11)

That at the name of Jesus every knee should bow
In heaven and earth and under the earth.
At the name of Jesus every knee should bow
In heaven and earth and under the earth,

And every tongue confess to Jesus' holiness;
And every tongue confess to Jesus' holiness.

(Chorus)

He is Lord, Lord, Lord!
He is Lord, Lord, Lord!
He is Lord, Lord, Lord!
He is Lord, Lord, Lord!

(Repeat from the beginning.)

(Repeat chorus twice.)

He is Lord!
He is Lord!

"At the Name of Jesus" (Philippians 2:10-11) by Rob Biagi. © 2006 Group Publishing, Inc. All rights reserved.



OK
TO COPY

