



Adam and Eve Sin

Genesis 3




By the time kids enter first and second grade, they're beginning to internalize their ideas about right and wrong. They're no longer as bound by the threat of punishment and promise of reward nor by the external standards of their parents in the choosing of right or wrong actions. Their consciences are developing. They're beginning to understand why some acts are inherently wrong and some are inherently good. Younger elementary school children are beginning to understand that what happened in the Garden of Eden was the precursor to all the evil actions surrounding them in their world. Use this lesson to help kids recognize sin and go to God for forgiveness when they sin.



► Bible Point
God doesn't want us to sin.

Key Verse
"For all have sinned and fall short of the glory of God" (Romans 3:23).

Weaving Faith Into Life
Children will ask God's forgiveness for their sins.

LESSON	WHAT CHILDREN DO	SUPPLIES	EASY PREP
1 Getting Started	Follow the Leader <i>(about 10 min.)</i> Play Simon Says and compare the game to sinning.		
	Sneaky Serpent <i>(about 10 min.)</i> Tell Eve "no" as the serpent tempts her.	Bibles, CD player Teacher Pack: CD, "Eden" poster 	
	Shade-y Sin <i>(about 10 min.)</i> Make sunglasses that illustrate how sin clouds our vision.	My Bible Fun, scissors, tape Teacher Pack: cellophane, "Eden" poster 	Tear out the Lesson 3 pages from each My Bible Fun student book. Cut two 2x3-inch squares per child of each color of cellophane.
2 Bible Exploration	Somber Saga <i>(about 10 min.)</i> Hide their glasses and read about the consequences of Adam's and Eve's sin described in Genesis 3.	Bibles, glasses from the "Shade-y Sin" activity, "The First Sin" poster (from the Big Bible Poster Pack) 	

Bold text within the lesson is spoken text.



LESSON	WHAT CHILDREN DO	SUPPLIES	EASY PREP
<p>3</p> <p>Weaving Faith Into Life</p>	<p>Tongue Twisters <i>(about 15 min.)</i> Try to say tongue twisters perfectly, and read Romans 3:23.</p>	<p>Bibles, My Bible Fun, CD player Teacher Pack: CD</p>	
<p>4</p> <p>Lasting Impressions</p>	<p>Daily Challenges <i>(about 5 min.)</i> Choose a Daily Challenge to apply God's Word.</p>	<p>My Bible Fun</p>	
	<p>Weaving Faith at Home <i>(about 2 min.)</i> Talk about how to share what they learned with their families.</p>		

Bold text within the lesson is spoken text.



1

GETTING
STARTED

Follow the Leader

What You'll Do ■■■■■■

Welcome kids warmly as they arrive, and ask them how their week went.

Gather everyone together.

Say: **Let's start out today with a simple game of Simon Says.**

Invite one child to stand at the head of the group. Then have all the other kids stand in a row, facing that child. For kids who don't know how to play, explain that the Leader will call out several instructions, such as "Pat your head." If he or she says "Simon says" before calling out the instructions, then everyone will do it. If he or she doesn't say "Simon says" before calling out the instructions, everyone will stay still. When kids mess up, have them sit down.

Check for understanding, and then have kids begin the game. After the Leader calls out three things, invite a different child to lead. Rotate until several kids have a chance to lead or until everyone is sitting down.

After a few minutes, have kids give themselves a round of applause and then form a circle and sit down.

Talk With Kids ■■■■

Lead children in this discussion.

Ask:

- **What was it like to try to do the right thing?**
- **What was it like to succeed or not succeed in this game?**
- **How is that like or unlike what happens when we break rules?**

Say: **In the game of Simon Says, everyone tries to follow the rules perfectly, but eventually everyone messes up. That's kind of like life. We try very hard to do everything just the way God wants us to, but the Bible says we all mess up, or sin. ► GOD DOESN'T WANT US TO SIN, but every person except Jesus has sinned since the very first people alive sinned. Today we'll hear how the very first people God created sinned.**



2

**BIBLE
EXPLORATION**

Sneaky Serpent

What You'll Do

Show kids the “Eden” poster.

Say: **The first two people God created were Adam and Eve. They worked together in God’s beautiful garden, and they had everything they needed. They had food to eat and water to drink. They had beautiful surroundings, they had each other, and they had God nearby. It was wonderful. Turn to a friend and tell about a really wonderful place you’ve been.** Allow time.

Say: **Those sound like great places! God’s beautiful garden was the most wonderful place on earth.** Open your Bible to Genesis 3, and show kids the passage. Then help kids find the verses in their own Bibles.

Say: **Even though the garden was great, something not so great happened. The Bible says a serpent, which is a snake, came to Eve and tried to get her to do something that she knew was wrong. Let’s listen to what he said. Every time you hear the serpent talk, wag your finger.** Show kids the signal for “no no” using their pointer fingers. Say: **We’ll wag our fingers to tell Eve not to listen to that serpent!** Have kids practice, and remind them to listen and wiggle their fingers silently when the serpent talks.

Play “Sneaky Serpent” (track 8 on the CD). Lead kids in wagging their fingers at the appropriate times.

Say: **I’m disappointed that Eve did what the serpent suggested—and that Adam did, too. But that serpent sure was convincing! The serpent told Eve she’d be like God if she disobeyed God, and Eve believed the serpent. She thought that by eating what God had asked her not to eat, she would really see the world for the first time—that it would be almost like looking through a new set of eyes.**

Talk With Kids

Lead children in this discussion.

Ask:

- Explain which of the things the serpent said sounded most convincing.
- What kinds of things do people tell us today to encourage us to disobey God?
- Why do you want to obey God?

Say: **God told Adam and Eve not to eat the fruit from a specific tree. They both knew it was wrong, and they both sinned by eating it. That was the first time**

Sneaky Serpent Supplies

-
- Bibles
 - CD player
 - Teacher Pack**
 - CD: “Sneaky Serpent” (track 8)
 - “Eden” poster





Shade-y Sin Supplies

My Bible Fun
scissors
tape

Teacher Pack
cellophane
“Eden” poster

Shade-y Sin Easy Prep

Tear out the Lesson 3 pages from each My Bible Fun student book. Cut two 2x3-inch squares per child of each color of cellophane.

person disobeyed God. ► **GOD DOESN'T WANT US TO SIN**—but any time we disobey God, we sin. Let's remember this week that God knows what's best for us, and let's obey him!

Shade-y Sin

What You'll Do ■■■■■■

Give each child a My Bible Fun page. Distribute scissors, and have kids cut out the sunglasses pieces. Help kids tape their glasses together and then tape a yellow cellophane piece to each eye of the sunglasses. Then have kids tape a white cellophane square over each yellow square.

Have kids put on their “Shady Spectacles,” and then hold up the “Eden” poster. Let kids take turns describing things they see on the poster.

Say: **In a normally lit room, eyeglasses can help us see better, but “Shady Spectacles” like we’re wearing can make things darker, like shadows. Sin is the same way. We may think it’s going to do something good for us, but it actually gets in the way.**

Have kids remove the white cellophane pieces from their glasses, but leave the yellow pieces in place.

Hold up the “Eden” poster again, and have kids put their “Shady Spectacles” back on and look at the poster.

Talk With Kids ■■■■

Lead children in this discussion.

Ask:

- **What’s different about looking at the “Eden” poster now?**
- **Tell about a sin that might seem good, but you know it will actually hurt you.**
- **What can you do to say no to sin like that?**

Say: **When the serpent tempted Eve to eat the fruit, he told her things that made it seem like a good choice. Sin can sometimes seem like something we want, but we know it’ll hurt us. Sin keeps us from seeing clearly, like the “Shady Spectacles” did.** ► **GOD DOESN'T WANT US TO SIN** because he loves us, he knows what's best for us, and he wants us to see clearly, too.



Somber Saga



Tip If you didn't do the "Shade-y Sin" activity, have kids cut out the "Shady Spectacles" from the My Bible Fun pages and tape the glasses together.

What You'll Do

Open your Bible to Genesis 3, and show kids the passage. Then help kids find the verses in their own Bibles. Say: **God told Adam and Eve not to eat the fruit from the tree, and when they disobeyed him by eating the fruit, they sinned. That was the first time any person ever sinned. Let's see what happened.**

Read aloud Genesis 3:7-8 as everyone follows along.

Say: **Adam and Eve tried to hide from God. They knew they'd done something wrong. Sometimes we try to hide our sins from God, too. Let's hide our glasses now like Adam and Eve tried to hide their sin.**

Take a moment to think about sins you've committed. Pause. **Now hide your glasses in the room.** Allow time.

Say: **Adam and Eve couldn't hide from God.** Invite one child to read Genesis 3:9-12. Have that child find one pair of glasses (not his or her own). Have kids take turns reading each of the following verses, and have the reader look for a pair of glasses after reading: Genesis 3:13-15, 16, 17-19, and 20-24. After kids read all the verses, have the rest of your kids find the remaining glasses. If you don't have enough kids who can read well, read the verses yourself.

Hold up the "First Sin" poster, and say: **Adam and Eve had sinned. And because of that sin, they had to leave the garden. They couldn't hide from God. And we can't hide from God either. Just as all our glasses were found, God will always be able to see all our sins, even when we try to hide them from him.**

Talk With Kids

Lead children in this discussion.

Ask:

- Why do people try to hide their sin the way Adam and Eve tried?
- Describe what things you think about and do after you sin.
- Why do you think we can't hide our sins from God?

Say: **God knows everything—we can't hide our sin from God, like Adam and Eve tried to do. ► GOD DOESN'T WANT US TO SIN.** When Adam and Eve sinned, there were consequences: They had to leave their home. But God still loved and forgave them, just as he does with us.



Somber Saga Supplies

Bibles
glasses from the
"Shade-y Sin" activity
"The First Sin" poster
(from the Big Bible
Poster Pack)





Tongue Twisters Supplies

Bibles

My Bible Fun

CD player

Teacher Pack

CD: “Faster! Faster!”
(track 9)

3 WEAVING FAITH INTO LIFE

Tongue Twisters

What You’ll Do ■■■■■■

Give children the My Bible Fun Lesson 3 pages.

Say the tongue twisters once slowly so kids who can’t read well can hear them. Have kids form pairs and read the tongue twisters. Be ready to help kids who can’t read.

Say: **I’ll play some music while each of you takes a turn at these tongue twisters. Try to say the tongue twisters perfectly five times.**

Play “Faster! Faster!” (track 9 on the CD) while partners take turns trying to say the tongue twisters.

When the track is over, open your Bible to Romans 3:23 and show kids the passage. Then help kids find the verses in their own Bibles. Read aloud the verse: **“For all have sinned and fall short of the glory of God” (Romans 3:23)**. Have kids repeat it with you.

Say: **We all sin, but that doesn’t mean we quit trying to obey—we can press on like we did with the tongue twisters; we can do our best to make good choices every day.**

Talk With Kids ■■■■

Lead kids in this discussion.

Ask:

- What happened when you tried to say the tongue twisters perfectly?
- How is that like trying to choose to do the right thing?
- What difference do friends make when you’re trying to do the right thing?
- How might that change who you choose to spend time with?

Say: **Eve knew the right thing to do, but she gave in to the serpent and made a choice to disobey God. ► GOD DOESN’T WANT US TO SIN—he wants us to obey him. Let’s never give up trying to choose to do the right thing. Just as many of us did our very best to say the tongue twisters perfectly, let’s do our very best to obey God. And if we mess up, we can always ask God for forgiveness.**



Daily Challenges
Supplies

My Bible Fun

4 LASTING IMPRESSIONS

Daily Challenges

What You'll Do

Say: ► **GOD DOESN'T WANT US TO SIN—let's think about that.**

Have kids find this week's Daily Challenges in their My Bible Fun pages and choose one to do this week. They can choose one or more of these three options:

- **Think of a way you hurt someone's feelings last week, and ask God to forgive you. Then ask that person if he or she will forgive you.**
- **Pray and thank God for his Son, Jesus, who died for our sins.**
- **As you eat a piece of fruit this week, tell the person you're with about what happened to Adam and Eve in the Garden of Eden.**

Make sure you choose a Daily Challenge as well, and tell kids what you chose. Kids will be more inclined to follow through on their commitments when they see you doing the same.

Talk With Kids

Ask:

- **What's a practical way you're going to do your Daily Challenge? Share a time, a place, or other ideas.** Allow time.

Say: ► **GOD DOESN'T WANT US TO SIN. He wants us to obey him because he knows what's best for us. Let's try to make good choices this week.**

Weaving Faith at Home

Encourage kids to talk with their parents about the Daily Challenges they chose and what they learned about God's opinion of sin. Kids can also do the activities in the "HomeConnect" section of their My Bible Fun pages with their families.

Talk to your Director about emailing the FREE FamilyConnect to all your church's families. Available at group.com/digital.

Take a couple of minutes to pray with your kids, thanking God that he loves us and wants us to make good choices. Pray: **God, please guide us and help us make good choices so we don't sin. And help us remember to ask you for forgiveness when we do sin. In Jesus' name, amen.**



