



Peter Raises Tabitha From the Dead Acts 9:36-43

Third- and fourth-graders love to talk—and talk and talk. Every detail of every day is a significant detail meant to be shared with Mom, Dad, teachers, and friends. Kids can become discouraged when others don't have time to listen to every word, become preoccupied, or don't find kids' up-to-the-minute information as life-changing as they do. This is a great time to teach children that God always listens! He cares about every part of their lives. And he not only enjoys listening to prayer but also answers. He's the perfect friend for a child this age—or any age!



► Bible Point

God answers when we pray.

Key Verse

"The prayer of a righteous man is powerful and effective" (James 5:16).


Weaving Faith Into Life

Kids will thank God for answering their prayers.

LESSON	WHAT CHILDREN DO	SUPPLIES	EASY PREP
1 Getting Started	Passing the Message <i>(about 10 min.)</i> Try to send a message around the room successfully.	bag of small treats	Hide a bag of small treats somewhere in the classroom. Make sure there are enough treats for each child to have one.
2 Bible Exploration	Emergency! <i>(about 30 min.)</i> Discover what happened when Peter prayed for Tabitha.	Bible	

Bold text within the lesson is spoken text.






LESSON	WHAT CHILDREN DO	SUPPLIES	EASY PREP
3 Weaving Faith Into Life	Hello, God? <i>(about 20 min.)</i> Learn that they can call on God at any time and pray for each other.	Bibles, Bible Truth Sleuth, markers, stickers, CD player, copies of the lyrics (at the end of this lesson) Teacher Pack: CD	Tear out the Lesson 8 pages from each Bible Truth Sleuth student book.
4 Lasting Impressions	Daily Challenges <i>(about 5 min.)</i> Choose a Daily Challenge to apply God's Word.	Bible Truth Sleuth	
	Weaving Faith at Home <i>(about 2 min.)</i> Talk about how to share what they learned with their families.		

Bold text within the lesson is spoken text.





Peter Raises Tabitha From the Dead

Acts 9:36-43

BIBLE BACKGROUND
FOR LEADERS

Peter Arrives to Find Tabitha Dead

It appears from the text that no one thought to send for Peter until after Tabitha had died. Peter was in Lydda, about nine miles away. It would have taken about five or six hours to bring him from there, so it was necessary for him to hurry. If he delayed, the people in Joppa would have to bury Tabitha's body.

When Peter entered the room, he sent away the widows and the mourners, just as Jesus had done when he raised Jairus' daughter in Mark 5. Peter wanted some time to be alone with the Lord. Peter knew what the Christians in Joppa wanted him to do, and he no doubt expressed that to God. But he undoubtedly wanted to find out what the Lord wanted to do. From Peter's actions, it is apparent that the Lord gave Peter the direction he needed. Peter then used the same wording that Jesus had used in raising Jairus' daughter, with the exception of one letter: "Tabitha arise," instead of "Talitha arise."

Miracles Establish the Apostles' Credibility

How did Tabitha hear Peter's command if she was dead? As Peter spoke, the Lord returned her to life. The Lord made Tabitha hear and arise. She was instantaneously and completely restored. The disease was gone, and any decay that had taken place since death was wiped away. Imagine the joyous scene when Peter presented Tabitha alive to the crowd!

The result of this miracle, as with other miracles the apostles performed, was that many believed in the Lord. Miracles testify to God's power and encourage people in their faith.

The Jesus Connection

Thanks to Jesus, who offers life—not just beyond but through death. No amount of bleakness can fade the wonder of this miracle.

Think about Peter's previous goof-ups and how God ultimately used him as a key leader in the startup of the church. God goes beyond forgiveness; he restores. What do you feel ashamed of? Confess your shortcomings to him now, and experience complete healing. You can write your prayer here.





Passing the Message Supplies

.....
bag of small treats

Passing the Message Easy Prep

.....
Hide a bag of small treats somewhere in the classroom. Make sure there are enough treats for each child to have one.

! ALLERGY ALERT

1 GETTING STARTED

Passing the Message

What You'll Do ■■■■■■

Welcome kids warmly as they arrive, and ask them how their week went. Have children line up. Stand with them at one end of the line.

Say: **I have an important message for [name of child at the other end of the line]. I'm going to whisper the message to [name of child next to you], who will then whisper it to the next child, who will whisper it to the next child, and so on until the message gets to the end of the line. When it's your turn to whisper the message, you may whisper it only once. No repeats allowed! If you aren't sure what you heard, just whisper what you think you heard to the next person.**

Whisper this message to the child in line beside you:

Say: **Go to [name the hiding place]. Take out a bag of treats. Give a treat to everyone in class.**

If the child at the end of the line follows your instruction (which is unlikely), commend children for being good listeners. If the child at the end of the line doesn't go to get the treats, ask that child to tell you what he or she thinks was said. Then tell the kids that the message didn't correctly get all the way to [name of child] or something would've happened.

Talk With Kids ■■■■

Lead kids in this discussion.

Ask:

- **What was difficult about getting the message to [name of child at the end of the line]?**
- **Can you think of an easier way to send messages?**
- **What would be the easiest way for me to give a message to [name of child at the end of the line]?**

Give the message to the child directly. Have the child get the treats for the class.

Say: **We can't always talk directly to friends and family members. Sometimes they are far away or unavailable. And sometimes we think we understand what others are saying but we really don't understand correctly.**

Ask:

- **Do you think God always hears everything we say to him? Why or why not?**
- **How was our game today different from how we can talk to God?**





Say: **We can always talk directly to God, and ► GOD ANSWERS WHEN WE PRAY. He loves us, and what we have to say is important to him.**



2 BIBLE EXPLORATION

Emergency!

What You'll Do

Open your Bible to Acts 9:36-43, and show kids the passage.

Say: **In our Bible story today, we'll learn about a woman named Tabitha. Tabitha always did good and helped the poor.**

Have kids form pairs. Have each child do something good for his or her partner. Each partner could do something like get a drink of water, rub the other's shoulders, or get a chair for the other partner.

Say: **Just as you did something good for your partner, Tabitha did good things for other people.**

Ask:

- Do you know anyone who always does good things for others? Explain.
- How do you feel about that person?
- How would you feel if something happened to that person and he or she wasn't around anymore?

Say: **People who knew Tabitha loved her. So when Tabitha got sick and died, they were very sad. They wanted help for her.**

Ask:

- What would you do if someone you knew was sick?
- In an emergency, who would you call to help that person?

Say: **Today in an emergency, people call paramedics to come help. Let's see what might happen if we call the paramedics for Tabitha.**

Ask for a volunteer to be Tabitha. Warn the volunteer that she will need to lie on the floor and be very still. Then instruct her to continue to lie still while the emergency crew tries to revive her. She can only get up when Peter says, "Tabitha, get up." Have your volunteer lie on the floor in the middle of the room.

Ask for another volunteer to be Peter. He will wait on one side of the room until someone goes to get him.

Emergency! Supplies

Bible





Have kids pretend to be in emergency vehicles and race around the room two or three times as they make siren noises. Have them stop in the middle of the room and pretend to resuscitate Tabitha.

After kids have tried for a minute or two to help Tabitha, have them stop and stand up.

Say: **Tabitha had died, and no man could bring her back to life. The people were sad. Then they heard that Peter was in Lydda. That was near Joppa, where they were.**

Read aloud Acts 9:38.

Say: **Peter is in Lydda! Go get Peter, and bring him back here quickly!**

Have two volunteers run to Peter; say, “Please come at once”; and bring him back to Tabitha.

When Peter is near Tabitha, read Acts 9:39-40. Ask everyone except Peter to leave Tabitha. Then have Peter say, “Tabitha, get up.” Have Tabitha stand up.

Read aloud Acts 9:41-43.

Say: **Peter prayed and asked God to bring Tabitha back to life, and God answered Peter’s prayer. Because of this, many people believed in the Lord.**

Talk With Kids ■■■■

Lead kids in this discussion.

Ask:

- **Why do you think our emergency crew couldn’t bring Tabitha back to life?**
- **How do you think the people felt when God brought their friend Tabitha back to life?**
- **Why do you think God brought Tabitha back to life?**
- **What happens when we pray?**

Say: ► **GOD ANSWERS WHEN WE PRAY. He doesn’t always bring people back to life, but he always listens and always answers because he loves us so much.**

Hello, God? Supplies

Bibles
Bible Truth Sleuth
markers
stickers
CD player
copies of the lyrics (at
the end of this lesson)

Teacher Pack

CD: “Earnest Prayer”
(James 5:16) (track
15)

Hello, God? Easy Prep

Tear out the Lesson 8
pages from each Bible
Truth Sleuth student
book.

3 WEAVING FAITH INTO LIFE

Hello, God?

What You’ll Do ■■■■

Say: **Earlier we played a game in which we learned that people don’t always hear what we say. But God always hears us when we pray.**





Ask:

- **What does it mean to pray?**

Say: **Prayer simply means talking to God.**

Ask:

- **What are some ways you talk to your friends?**

Distribute the Bible Truth Sleuth pages, and have kids turn to the “Hello, God?” activity.

Say: **One way we can talk to people who aren’t with us in person is to talk on the phone. When we pray, it’s kind of like using a phone to talk to God. The difference is that God always answers our call. We never get a voice mail. He’s always there. On your Bible Truth Sleuth page, you’ll see a phone. Think of some specific prayers you want God to hear. Make an app icon to represent each one. You can draw icons or use stickers to make your icons.** Allow time.

When everyone is finished, have kids find partners.

Say: **Share with your partner what you’ve written on your phone, and then pray for each other’s prayer requests.**

Give kids several minutes to pray for each other.

Say: **Put your phone in your Bible as a reminder that God is always there to hear you and will answer your prayers.**

Ask:

- **What happens when we pray?**


Say: **Let’s read our Key Verse to find out.**

Have kids open their Bibles to James 5:16 and read the verse aloud with you: **“The prayer of a righteous man is powerful and effective” (James 5:16).**

Once more, have children repeat after you the Key Verse.

Say: **We can always go to God in prayer because he always answers.**

Pass out copies of the lyrics, and play “Earnest Prayer” (James 5:16) (track 15). Have kids listen once to the song. Then have them sing along, referring to the copies of the lyrics.

 **Confess your sins to each other
And pray for each other
So that you may be healed,
So that you may be healed.**





**The earnest prayer of a righteous person
Has great power and produces wonderful results.**
(Repeat.)

(Repeat from the beginning.)

Wonderful results.

"Earnest Prayer" (James 5:16) by Jay Stocker. © 2005 Group Publishing, Inc. All rights reserved.

Talk With Kids ■■■■

Lead kids in this discussion.

Ask:

- What is a "righteous man"?

Say: **A righteous man or woman is someone who wants to do what is right—someone who lives for God.**

Ask:

- Why do you think Peter's prayer was so powerful and effective?

Say: **Peter lived for God. He tried to glorify God in all he did. When we pray, we should want what God wants. If we ask God to show us what he wants and ask him to work things out the way he wants them, our prayers will be powerful and effective! And we can trust that ► GOD ANSWERS WHEN WE PRAY.**

4 LASTING IMPRESSIONS

Daily Challenges

What You'll Do ■■■■

Say: **Let's each choose a Daily Challenge for the week to help us remember that ► GOD ANSWERS WHEN WE PRAY.**


Have kids find this week's Daily Challenges on the Bible Truth Sleuth pages and choose one to do this week. They can choose one or more of these three options:

- **Pray and thank God for always answering when you pray.**
- **Tell a friend or parent about a time you knew God answered your prayer.**
- **Practice listening to others this week. If God is always listening, we should listen, too!**

Daily Challenges
Supplies

Bible Truth Sleuth





Make sure you choose a Daily Challenge as well, and tell the kids what you chose. Kids will be more inclined to follow through on their commitments when they see you doing the same.

Talk With Kids

Lead kids in this discussion.

Ask:

- **What’s a practical way you’re going to do your Daily Challenge? Include a time, a place, and other ideas.**

Say: ► **GOD ANSWERS WHEN WE PRAY. Let’s see how he does as we follow through on our Daily Challenges this week.**

Weaving Faith at Home

Encourage kids to talk with their parents about the Daily Challenges they chose and what they learned about prayer. Kids can also do the activities in the “HomeConnect” section of their Bible Truth Sleuth pages with their families.

Talk to your Director about emailing the FREE FamilyConnect to all your church’s families. Available at group.com/digital.

Close in prayer. Pray: **Thank you, God, for hearing our prayers. Thank you that you always hear us. We’re glad to know that “the prayer of a righteous man is powerful and effective.” You make great things happen when we pray for you to do what’s best! You are an awesome God, and we love you! In Jesus’ name we pray, amen.**



**Lyrics** ■■■■**Earnest Prayer (James 5:16)**

Confess your sins to each other
And pray for each other
So that you may be healed,
So that you may be healed.

The earnest prayer of a righteous person
Has great power and produces wonderful results.
(Repeat.)

(Repeat from the beginning.)

Wonderful results.

"Earnest Prayer" (James 5:16) by Jay Stocker. © 2005 Group Publishing, Inc. All rights reserved.

OK
TO COPY