



Paul Describes Genuine Love

1 Corinthians 13:1-13

This lesson will help third- and fourth-graders learn why they need to control emotions such as impatience, selfishness, and anger—because God wants them to love others. Learning what real love is will help them know how to treat others as God wants them to. In this lesson, they’ll have the opportunity to think of ways to show love to family members.

LESSON	WHAT CHILDREN DO	SUPPLIES	EASY PREP
1 Getting Started	Word Play <i>(about 10 min.)</i> Write meanings to words they may not know, and then discover the true meanings.	index cards, pens	Write the words and definitions from the activity on separate index cards. Have plenty of blank index cards available for the kids.
2 Bible Exploration	So This Is Love? <i>(about 20 min.)</i> Think about an imaginary group of people who don’t know what love is and come up with ways to tell them.	Bibles, newsprint, markers, Bible Truth Sleuth, pens, paper	Tear out the Lesson 13 pages from each Bible Truth Sleuth student book.

Bold text within the lesson is spoken text.



► Bible Point

God teaches us how to love.

Key Verse

“Love is patient, love is kind. It does not envy, it does not boast, it is not proud. It is not rude, it is not self-seeking, it is not easily angered, it keeps no record of wrongs” (1 Corinthians 13:4-5).

Weaving Faith Into Life

Kids will love their family members based on God’s definition of love.



LESSON	WHAT CHILDREN DO	SUPPLIES	EASY PREP
3 Weaving Faith Into Life	Love in Action <i>(about 15 min.)</i> Find ways to show God's love to others.	Bibles, CD player, pens, 1 copy per child of the "What Is Love?" handout (at the end of this lesson) Teacher Pack: CD	
	Acts of Love <i>(about 15 min.)</i> Act out each phrase of the Key Verse.	Bibles, CD player, copies of the lyrics (at the end of this lesson) Teacher Pack: CD	
4 Lasting Impressions	Daily Challenges <i>(about 5 min.)</i> Choose a Daily Challenge to apply God's Word.		
	Weaving Faith at Home <i>(about 2 min.)</i> Talk about how to share what they learned with their families.		

Bold text within the lesson is spoken text.



Paul Describes Genuine Love

1 Corinthians 13:1-13

What Is True Love?

The "love" we see in movies, on TV, and in our culture is not the kind of love described in this passage. What we most often see is a selfish "love," which is more like lust. That kind of love seeks its own pleasure and gratification, sometimes at the expense of others. The love Paul describes in 1 Corinthians 13:4-7 is precisely the opposite. It's directed at seeking the pleasure and good of others. It means turning aside from seeking what's pleasurable for ourselves and seeking instead what's best for others—as Jesus did. As we become more loving, we're becoming more like Jesus.

Paul Describes Mature Love

Paul then turns to an analogy of childhood versus adulthood. The things we did and thought as children were pretty important to us then, and we thought we were doing pretty well. But when we become adults, we see how insignificant some of the things that had been important to us were and how poorly we sometimes did them, and we don't think of things or do things in the same way anymore.

In understanding Paul's mirror metaphor, it's important to note that the mirrors of Paul's day didn't reflect perfect images. Most likely the mirror he spoke of was of polished metal and would have reflected at best an unclear image. The connection, then, was that now we see the things of God but not very clearly and accurately. When we meet God face to face, our vision will be perfectly clear!

Faith, Hope, and Love Endure

In 1 Corinthians 13:8, Paul departs from talking about the importance of love and emphasizes its permanence. Other things such as prophecies, tongues, and knowledge will one day be gone. To wrap up this passage, Paul returns to the prominence

of love. He points out that faith and hope are important and will endure. But he echoes the principle of love being over all.

The Jesus Connection

It's so hard for people who have been corrupted by sin to be loving. Gratefully, we can learn from Jesus' example of how he lived on this earth.

Read 1 Corinthians 13 again, and make a list of the ways Paul described pristine love. Circle the words you think describe your quality of love. Place a star next to any attributes that you want Jesus' help to develop in your life. Pray and ask Jesus to improve the quality of your love. You can write your prayer here.

Handwriting practice lines for the prayer section.





Word Play Supplies

index cards
pens

Word Play Easy Prep

Write the words and definitions from the activity on separate index cards. Have plenty of blank index cards available for the kids.

1 GETTING STARTED

Word Play

What You'll Do ■■■■■■

Welcome kids warmly as they arrive, and ask them how their week went. Have kids form groups of three. In this game, they'll have to write definitions of words they probably don't know.

You may use some or all of the words on the following list, or you may come up with your own.

- **alacrity:** cheerful willingness, eagerness
- **anchorite:** one who lives in seclusion; a hermit
- **argus:** an alert and observant person
- **bollard:** a thick post on a ship or wharf used for securing ropes
- **fletcherize:** to chew food thoroughly
- **jejune:** not interesting
- **oology:** the study of birds' eggs
- **operculum:** the bony covering protecting the gills of fishes
- **sipid:** having a pleasing taste or flavor

Read each word, and have groups try to come up with a definition for the word and write the word and definition on their own index cards. When each group has finished, collect the index cards. Read the cards aloud, along with the real definition, and have the class vote on which definition they think is correct.

Talk With Kids ■■■■

Lead kids in this discussion.

Ask:

- **How did you decide which definition was the correct one?**
- **Was it hard to tell which definition was the correct one? Why or why not?**
- **Why is it hard to know what some words really mean?**

Say: **I want all of you to write what you think the word *love* means.**

Give kids time to write. Then collect the cards, and read the definitions.

Say: **Today we'll learn what love means. Paul wrote a letter to the Corinthians describing God's love. We'll read part of that letter and discover that ► GOD TEACHES US HOW TO LOVE.**





2 BIBLE
EXPLORATION

So This Is Love?

What You'll Do

Say: Today, we're going to pretend we're missionaries to another country. We're going to that country to tell its people what love really is.

First, I'll need to give you some background on who these people are. These people think that war and violence are good things. This is mostly because they've never known real love. They're people who don't tolerate slowness or weakness and think that anyone who shows kindness is a wimp. If they want something, they just take it. They don't care how or who they hurt. They're very proud and brag about themselves all the time because if they don't, no one else will. If you ever do anything wrong to them, they'll keep track of it and remind you of it constantly. They're very unforgiving. Your job as missionaries is to explain to them what love is according to our Bible passage today, which is found in 1 Corinthians 13:1-13.

Help kids form four groups. Give each group a Bible, and have kids open the Bibles to 1 Corinthians 13:1-13.

Say: In your group, come up with a creative way to tell the people of this violent, warring country what love is.

To each group, assign a different passage and method of telling these people about love. Allow kids to switch groups if they prefer one assignment versus another.

- Group 1 will come up with a skit for 1 Corinthians 13:1-3.
- Group 2 will come up with a poster for verses 4-7. Give this group newsprint and markers for creating its poster.
- Group 3 will come up with a song for verses 8-10.
- Group 4 will come up with a commercial for verses 11-13.

When each group has finished, have kids present their explanations of what love is, starting with the group assigned 1 Corinthians 13:1-3 and continuing in order of the verses. Applaud the efforts of each group.

Ask:

- How well do you think the people in our imaginary country understand what love is now?
- What new things did you learn about love?

Say: ► **GOD TEACHES US HOW TO LOVE.** Let's compare what we've learned about what love is according to 1 Corinthians 13:1-13 with what the people in our imaginary country value.



So This Is Love? Supplies

Bibles
newsprint
markers
Bible Truth Sleuth
pens
paper

So This Is Love? Easy Prep

Tear out the Lesson 13 pages from each Bible Truth Sleuth student book.





Distribute the Bible Truth Sleuth pages, and have kids turn to the “So This Is Love?” activity.

Say: **Next to each of the things listed on your Bible Truth Sleuth page that tells what the people in our imaginary country think about things, write what the opposite, loving thought would be. For example, the first phrase listed for the people in our imaginary country is “Do it now!”**

Ask:

- **How is that not loving?**
- **What would the loving attitude be?**

Say: **“Do it now!” is a very impatient attitude. But the Bible tells us that love is patient.**

Ask:

- **What would be a more patient, loving way to express this?**

Say: **Someone might say, “Let me help you do that.” That would show love and patience to the person doing the task.**

Ask:

- **Which phrase would make you want to finish a task: “Do it now!” or “Let me help you do that”? Why?**

Have kids work in groups of three to finish the activity on their Bible Truth Sleuth page. Then ask for volunteers to share what they’ve written.

Say: **Now that we have a better understanding of what love is, let’s look at how we can demonstrate that love to the people we know.**

.....

3 WEAVING FAITH INTO LIFE

Love in Action

What You’ll Do ■■■■■■

Say: **Love is mentioned more than 500 times in the Bible! That’s a lot of times! Our Bible passage today includes just a few of those times. If God’s Word mentions love that many times, it must be pretty important. ► GOD TEACHES US HOW TO LOVE others, and we’re going to find ways we can put love into action in our lives this week.**

Give each child a copy of the “What Is Love?” handout.

Say: **We’re going to fill in all the descriptions about love that we find in our Key Verse for today. Let’s read it.**

Love in Action Supplies

Bibles
CD player
pens
1 copy per child of
the “What Is Love?”
handout (at the end of
this lesson)
Teacher Pack
CD: “Love Is”
(1 Corinthians 13:4-5)
(track 18)





Have kids turn to 1 Corinthians 13:4-5, and ask a volunteer to read it aloud: “Love is patient, love is kind. It does not envy, it does not boast, it is not proud. It is not rude, it is not self-seeking, it is not easily angered, it keeps no record of wrongs.”

Have kids list the descriptions of love from these verses by filling in the arrows with the following descriptions: “patient,” “kind,” “doesn’t envy,” “doesn’t brag,” “isn’t proud,” “isn’t rude,” “isn’t self-seeking,” “isn’t easily angered,” and “doesn’t keep track of wrongs.”

Ask:

- Based on these descriptions, how well do you think you show love to others?
- In what ways do you think you could show love like this?

Say: **On your charts in the spaces provided, write the names of four people you love.**

Give kids time to write on the lines across the top of the handout.

Ask:

- Why do you think love is so important to God?
- Why is it important that the good things we do be motivated by love?

Say: **In the squares underneath the names you’ve written and next to the descriptions of love, write how you can show love to that person. For example, ask, “How can I be kind and show I love [Bret]?” The answer might be “Let him ride my bike.”**

Give kids time to decide specific ways they will show love to others this week. Cue the CD to “Love Is” (1 Corinthians 13:4-5) (track 18), and play the song quietly while kids work. When kids have finished, encourage them to take their charts home to remind them to show love to their family members and friends. The acts they’ve listed on the charts will be their Daily Challenges for the week.

Say: **This week keep your chart handy, and when you show love in the way that’s listed, draw a heart over the words in that square. Then at the end of the week, look at how many ways you were able to show love!**

Acts of Love

What You’ll Do ■■■■■■

Have kids form pairs, and make sure each pair has a Bible. Tell kids to open their Bibles to 1 Corinthians 13:4-5 and read the passage together: **“Love is patient, love is kind. It does not envy, it does not boast, it is not proud. It is not rude, it is not self-seeking, it is not easily angered, it keeps no record of wrongs.”**



Acts of Love Supplies

-
- Bibles
 - CD player
 - copies of the lyrics (at the end of this lesson)
 - Teacher Pack**
 - CD: “Love Is”
(1 Corinthians 13:4-5)
(track 18)






Say: In our Key Verse, ► **GOD TEACHES US HOW TO LOVE.** The verses have several phrases about love. I'm going to assign each pair a different phrase, and you will come up with a way to show us what that kind of love looks like in our lives. For example, if your phrase is "love does not boast," you could show us how you are kind and humble when you win a game with a friend.

Give pairs about three minutes to study their portions of the verses; then have each pair act out its individual section. If kids need help, offer guidance by suggesting practical ways the words can be seen in life. When pairs have finished, say: ► **GOD TEACHES US HOW TO LOVE, and it looks as if you're learning well! I'm going to read the Key Verse to you one more time. This time think about the different ways you can show love while I read each phrase.**

Read 1 Corinthians 13:4-5 one more time, pausing after each phrase to allow kids time to think: "**Love is patient** (pause), **love is kind** (pause). **It does not envy** (pause), **it does not boast** (pause), **it is not proud** (pause). **It is not rude** (pause), **it is not self-seeking** (pause), **it is not easily angered** (pause), **it keeps no record of wrongs** (pause)."

Say: Let's sing our Key Verse song to celebrate that ► **GOD TEACHES US HOW TO LOVE.**

Pass out copies of the lyrics, and play "Love Is" (1 Corinthians 13:4-5) (track 18). Have kids sing along with the CD, referring to the copies of the lyrics.

 Love is patient,
 Love is kind,
 It does not envy,
 It does not boast,
 It is not proud.
 It is not rude,
 It's not self-seeking,
 Not easily angered,
 It keeps no record of wrongs. (No!)
 Love keeps no record of wrongs.
 Love is, love is...
 Love is, love is...
 (Repeat.)

Love is, love is...
 Love is, love is...

"Love Is" (1 Corinthians 13:4-5) by Carol Smith. © 2003 Group Publishing, Inc. All rights reserved.





4 LASTING IMPRESSIONS

Daily Challenges

What You'll Do

Say: **Let's discuss our Daily Challenges for the week to help us remember that ► GOD TEACHES US HOW TO LOVE.**

Have kids refer to their "What Is Love?" handouts to remind themselves of their Daily Challenges. To narrow things down, kids might choose one or two actions that they really want to focus on.

Make sure you choose a Daily Challenge as well, and tell the kids what you chose. Kids will be more inclined to follow through on their commitments when they see you doing the same.

Talk With Kids

Lead kids in this discussion.

Ask:

- **What's a practical way you're going to do your Daily Challenge? Include a time, a place, and other ideas.**

Say: **► GOD TEACHES US HOW TO LOVE. Let's love others by following through on our Daily Challenges this week.**

Weaving Faith at Home


Encourage kids to talk with their parents about the Daily Challenges they chose and what they learned about love. Kids can also do the activities in the "HomeConnect" section of their Bible Truth Sleuth pages with their families.

Talk to your Director about emailing the FREE FamilyConnect to all your church's families. Available at group.com/digital.

Pray: **Dear God, thank you for your love and for showing us how to love others. We want to remember to always love others the way you taught us, even when it's hard. Please give us the strength to do that. In Jesus' name, amen.**



what is
Love?




i Love...

I Love...

I Love...

|| LOVE...



OK
TO COPY



Lyrics ■■■■

Love Is (1 Corinthians 13:4-5)

Love is patient,
Love is kind,
It does not envy,
It does not boast,
It is not proud.
It is not rude,
It's not self-seeking,
Not easily angered,
It keeps no record of wrongs. (No!)
Love keeps no record of wrongs.
Love is, love is...
Love is, love is...
(Repeat.)

Love is, love is...
Love is, love is...

"Love Is" (1 Corinthians 13:4-5) by Carol Smith. © 2003 Group Publishing, Inc. All rights reserved.



OK
TO COPY



