



Joshua Becomes Leader of Israel

Joshua 1:1-11

Third- and fourth-graders are more confident than when they were younger, but they still really like to do things with others and still appreciate the help of older kids and adults when they do new tasks. Kids this age are very keen on social interaction and would prefer to do most things with someone else. With a growing and changing list of tasks at home and school, they may feel scared at the thought of doing some things alone and bored by the thought of doing other such tasks by themselves. Use this lesson about Joshua to help kids realize that God will always be with them no matter what's going on.



► Bible Point

God is with us.

Key Verse

“Have I not commanded you? Be strong and courageous. Do not be terrified; do not be discouraged, for the Lord your God will be with you wherever you go” (Joshua 1:9).


Weaving Faith Into Life

Kids will live their lives knowing God is with them.

LESSON	WHAT CHILDREN DO	SUPPLIES	EASY PREP
1 Getting Started	Who's Next? <i>(about 10 min.)</i> Play a balancing game to see what it's like to have help.	CD player, books, masking tape Teacher Pack: CD	Place two 3-foot masking tape lines on the floor about 2 feet apart.
2 Bible Exploration	Shields of Strength <i>(about 25 min.)</i> Make shields as they read Joshua 1:1-11.	Bibles, construction paper, scissors (several pairs), masking tape, markers, paper grocery bags	
	There He Is <i>(about 15 min.)</i> Quietly ponder what it means to have God with them.	Bible Truth Sleuth, pencils	Tear out the Lesson 10 pages from each Bible Truth Sleuth student book.

Bold text within the lesson is spoken text.





LESSON	WHAT CHILDREN DO	SUPPLIES	EASY PREP
3 Weaving Faith Into Life	“Be Strong” Song <i>(about 10 min.)</i> Learn a song about the Key Verse.	Bibles, CD player, copies of the lyrics page (at the end of this lesson) Teacher Pack: CD	
4 Lasting Impressions	Daily Challenges <i>(about 5 min.)</i> Choose a Daily Challenge to apply God’s Word.	Bible Truth Sleuth	
	Weaving Faith at Home <i>(about 2 min.)</i> Talk about how to share what they learned with their families.		

Bold text within the lesson is spoken text.






Who's Next? Supplies

CD player
books
masking tape
Teacher Pack
CD: "Wherever You Go"
(Joshua 1:9) (track 18)

Who's Next? Easy Prep

Place two 3-foot
masking tape lines on
the floor about 2 feet
apart.



1 GETTING STARTED

Who's Next?

What You'll Do ■■■■■■

Play "Wherever You Go" (Joshua 1:9) (track 18 on the CD) softly in the background as kids arrive. Welcome kids warmly, and ask them how their week went.

Have the kids form two rows facing each other to create a path that crosses the masking-tape "river" you made beforehand.

Say: **Today we'll start with a fun game called Who's Next? The object of the game is to walk down the path between the two lines of people while balancing these books on your head.** Show kids several books. Explain that the space between the two tape lines will represent the river. **The only catch is that you'll have to step over the river as you walk to the other end of the line.**

Oh, and one other thing—you can't touch the books with your hands. If the books fall off, your turn is over. Who wants to go first?

Choose a willing child to begin, and help the child balance the books on his or her head. Then have the child walk down the path between the two rows of kids, trying to keep the books balanced. Instruct the child to step over the river without letting the books fall. After the books have toppled or the child has reached the end of the path, say: **Who's next?**

Continue until each child has had a turn. Then have each line sit in a circle.

Talk With Kids ■■■■

Lead kids in this discussion.

Ask:

- **What was it like to try to keep the books balanced?**
- **What were you thinking as you waited for your turn?**
- **What might've helped you be more confident as you tried this task?**
- **What's the difference between how hard you had to work to keep the books with you compared with what it's like to keep God with you?**

Say: **Keeping the books balanced on your head was a difficult job, wasn't it? But keeping God with us in all things is no work for us because he wants to be there all the time. In today's Bible passage, we'll meet someone who was next in line to accomplish a very big, very important plan. He might have felt kind of scared about whether he could accomplish the plan, but God was with him just as ► GOD IS WITH US.**





2 BIBLE
EXPLORATION

Shields of Strength

What You'll Do

Have kids form groups of four, and give each group a Bible.

Say: **A shield is considered a sign of strength. We're going to make shields to remind us of our Key Verse and also the Bible passage. We'll read the Bible passage in four parts, one for each person in your group. After each reading, we'll discuss the passage. Then you can create a picture on your shield about that part of the passage.**

Give each group a sheet of construction paper and a pair of scissors. Set out the supplies, and show kids how to cut their sheets of construction paper to resemble shields.

Have someone in each group read aloud Joshua 1:1-2.

Say: **A long time before this took place, God promised the land on the other side of the Jordan River to the Israelites. Now God was fulfilling his promise. But it was Joshua who would lead the Israelites to the Promised Land—not Moses.**

Give kids a few minutes to create a picture showing God's promises on a section of their shields. Then have another child in each group read aloud Joshua 1:3-5.

Ask:

- **What does it mean to you to know that God will never leave you?**

Have another child in each group read aloud Joshua 1:6-8.

Ask:

- **What does it mean to be strong and courageous?**
- **When do you need strength and courage?**

After discussing the questions, have kids draw another picture on another section of their shields of what they think it means to be strong and courageous in God's eyes.

Have someone in each group read aloud Joshua 1:9-11. Have kids draw another picture on their shields of a beautiful place to live to remind them of the Promised Land.

After they've finished their shields, show kids how to cut and twist a strip of brown paper grocery bag to form a handle and tape the handle to the back of the shield. Then have groups set aside their shields.



Shields of Strength Supplies

- Bibles
- construction paper
- scissors (several pairs)
- masking tape
- markers
- paper grocery bags





There He Is Supplies

Bible Truth Sleuth
pencils

There He Is Easy Prep

Tear out the Lesson 10
pages from each Bible
Truth Sleuth student
book.

Talk With Kids ■■■■

Lead kids in this discussion.

Ask:

- What about Joshua seems courageous to you?
- What do you do when you get discouraged?
- How can you rely on God to help you when you're discouraged?

Say: **In life you'll face discouraging and difficult times. But ► GOD IS WITH US all the time. God had big plans for Joshua. And he made it clear to Joshua that he didn't need to be afraid because God would be with him wherever he went. Let's keep remembering that God is always with us just as he was with Joshua so we can be strong and courageous.**

There He Is

What You'll Do ■■■■

Distribute this week's Bible Truth Sleuth pages, and set out pencils. Say: **Sit by yourself and spend a minute thinking of something you have to face that is discouraging for you. This could be something you're currently dealing with or something you have dealt with in the past.** Allow one minute.

Have kids write one to two sentences about the thing they thought of with one letter per square and blanks for spaces, and let them know they'll be sharing their sentences with someone else. Allow a few minutes.

After kids finish their sentences, have them trade papers with someone else. Say: **Look at the sentences your friend gave you, and think of a symbol you could draw in the remaining boxes at the bottom of the grid to demonstrate that God is with them. Then draw that on the grid, completely filling in the empty boxes.** Allow a few minutes. If kids need ideas, suggest things like a cross or a dove.

When kids are done, have them get together with the person they swapped pages with. Say: **Take a few minutes to talk with your partner about the discouraging thing you wrote about, and then discuss ways that God could be with each of you in your situations.** Allow a few minutes.

Talk With Kids ■■■■

Lead kids in this discussion.

Ask:

- Explain anything that surprised you about some of the ways that you can know God is with you in your difficult situation.
- What's one way you can know God is with you when things are scary or difficult?
- In what way can you encourage others and help them remember that God is with them too?





Say: **Joshua was given a very important new job, and God told him he could be confident and courageous because God was going to be with him. We can remember that ► GOD IS WITH US, too. There’s no job that’s too big for us when we know ► GOD IS WITH US and is helping us.**

3 WEAVING FAITH INTO LIFE

“Be Strong” Song


What You’ll Do

Make sure each child has a Bible, and have them turn to today’s Key Verse, Joshua 1:9.

Say: **Today’s Key Verse comes straight from the Bible passage.** Open your Bible to Joshua 1:9. **Listen while I read the Key Verse: “Have I not commanded you? Be strong and courageous. Do not be terrified; do not be discouraged, for the Lord your God will be with you wherever you go” (Joshua 1:9).**

Have kids read the Key Verse aloud with you a few times.

Distribute copies of the lyrics page, and play “Wherever You Go” (Joshua 1:9) (track 18 on the CD). Lead kids in singing along with the CD. Have kids find a partner and sing together as they walk around the room facing obstacles (such as chairs and tables—these don’t have to be set up ahead of time). Have them alternate in helping one another around the obstacles.

 **Have I not commanded you?
Be strong and courageous.
Do not be terrified;
Do not be discouraged,
For the Lord your God will be with you
Wherever you go.
Wherever you go.**

(Repeat twice.)

**Wherever you go.
Wherever you go.
Wherever you go.**

“Wherever You Go” (Joshua 1:9) by Jay Stocker. © 2006, 2008 Group Publishing, Inc. All rights reserved.



“Be Strong” Song Supplies

- Bibles
- CD player
- copies of the lyrics page (at the end of this lesson)
- Teacher Pack**
- CD: “Wherever You Go” (Joshua 1:9) (track 18)





Daily Challenges Supplies

Bible Truth Sleuth

Talk With Kids ■■■■

Lead kids in this discussion.

Ask:

- How did having your partner with you help you as you avoided obstacles?
- How is that like or unlike God being with you wherever you go?
- Which of the words of this song do you think you'll remember best? Why?
- How will you be courageous in the situations in your life this week?

Say: **God wants us to be courageous. We can do that because we never face any situation alone. ► GOD IS WITH US everywhere and all the time. Nothing is bigger or more powerful than God, and we can trust him to take care of us just as he helped Joshua. Remember the words of this song this week when you're facing a challenge.**

4 LASTING IMPRESSIONS

Daily Challenges

What You'll Do ■■■■■■

Say: **Consider this week how you can remember that ► GOD IS WITH US.**

Have kids find this week's Daily Challenges on their Bible Truth Sleuth pages and choose one to do this week. They can choose one or more of these three options:

- **Write "God is with me" on a sticky note. Stick it to the inside of your backpack and take it to school with you. When you see it throughout the day, remember that God is always with you.**
- **Make a sign that says "God is with me," and hang it on your bedroom door. When you see it, thank God for being with you everywhere you go.**
- **Stand up for someone who's being treated unfairly. Thank God for being with you as you did something that was strong and courageous.**

Make sure you choose a Daily Challenge as well, and tell the kids what you chose. Kids will be more inclined to follow through on their commitments when they see you doing the same.

Talk With Kids ■■■■

Lead kids in this discussion.

Ask:

- **What's a practical way you're going to do your Daily Challenge? Include a time, a place, and other ideas.**





Say: **Just as God promised to be with Joshua, ► GOD IS WITH US, too. Let's remember that as we do our Daily Challenges this week.**

Weaving Faith at Home

Encourage kids to talk with their parents about the Daily Challenges they chose and what they learned about how God is with us. Kids can also do the activities in the “HomeConnect” section of their Bible Truth Sleuth pages with their families.

Talk to your Director about emailing the FREE FamilyConnect to all your church's families. Available at group.com/digital.

Encourage kids to form two circles, one for boys and one for girls. Have them stand in a circle with their arms around one another's shoulders. Say: ► **GOD IS WITH US always. We can remind each other of that by standing close and praying together.** Encourage kids to quickly pray about ways they need God with them, and then close the prayer.



**Lyrics** ■■■■**Wherever You Go (Joshua 1:9)**

**Have I not commanded you?
Be strong and courageous.
Do not be terrified;
Do not be discouraged,
For the Lord your God will be with you
Wherever you go.
Wherever you go.**

(Repeat twice.)

**Wherever you go.
Wherever you go.
Wherever you go.**

"Wherever You Go" (Joshua 1:9) by Jay Stocker. © 2006, 2008 Group Publishing, Inc. All rights reserved.

**! OK
■ TO COPY**

