



# God Gives the Ten Commandments (Part 2)

Exodus 19:16–20:21

Being accepted by their peers and included in the group is very important to third- and fourth-graders. Being included causes them to be proud of who they are and gives them a sense of what it's like to be respected. Because they have been shown respect by being included, it is important that they learn to respect others by also including them in their group. Third- and fourth-graders are just beginning to consider the feelings of others and will benefit from learning and understanding what it means to respect others through this lesson.



### ► Bible Point



God tells us how to respect others.

### Key Verse

“Do not murder, do not commit adultery, do not steal, do not give false testimony, honor your father and mother,’ and ‘love your neighbor as yourself’ ” (Matthew 19:18-19).

### Weaving Faith Into Life


Kids will show respect for others.

LESSON	WHAT CHILDREN DO	SUPPLIES	EASY PREP
<b>1</b> Getting Started	<b>How I Treat Others</b> <i>(about 10 min.)</i> Play a game, and talk about how they treat others.		
<b>2</b> Bible Exploration	<b>At Mount Sinai</b> <i>(about 25 min.)</i> Go through the final 6 commandments using their Bible Truth Sleuth pages.	Bibles, Bible Truth Sleuth, pens, CD player <b>Teacher Pack:</b> CD, Bible Timeline 	Tear out the Lesson 5 pages from each Bible Truth Sleuth student book.
	<b>Respecting Others</b> <i>(about 10 min.)</i> Decorate stickers that will help them remember to respect others.	Bibles, crayons, scissors <b>Teacher Pack:</b> sticker sheets 	Cut the stickers into strips so there are 2 stickers on each strip.

*Bold text within the lesson is spoken text.*





LESSON	WHAT CHILDREN DO	SUPPLIES	EASY PREP
<p><b>3</b></p> <p>Weaving Faith Into Life</p>	<p><b>Showing Love and Respect</b> <i>(about 15 min.)</i> Act out scenarios, and rate the level of respect shown in each.</p>	<p><b>Teacher Pack:</b> “Showing Love and Respect” cards</p> 	<p>Separate the “Showing Love and Respect” cards.</p>
<p><b>4</b></p> <p>Lasting Impressions</p>	<p><b>Daily Challenges</b> <i>(about 5 min.)</i> Choose a Daily Challenge to apply God’s Word.</p>	<p>Bible Truth Sleuth</p>	
	<p><b>Weaving Faith at Home</b> <i>(about 2 min.)</i> Talk about how to share what they learned with their families.</p>		

*Bold text within the lesson is spoken text.*





# God Gives the Ten Commandments

## (Part 2) Exodus 19:16–20:21

BIBLE BACKGROUND  
FOR LEADERS

Last week’s Bible Background concentrated on the events surrounding the giving of the Ten Commandments, while this week’s concentrates on the commandments themselves. If you haven’t already done so, you may want to read both of them before beginning this lesson.

### Commandments With a Purpose

---

These commandments weren’t given to force the Israelites to follow an arbitrary set of rules. These commands were intended to help the people live their lives to the fullest in relationship with one another.

With the death and resurrection of Jesus, we live no longer under the law but under grace. Jesus said he came to fulfill the law (Matthew 5:17-18). Certainly we are not bound to follow these laws to try to win God’s favor, but the principles behind the Ten Commandments are valid principles for all time.

### Commandments in Two Categories

---

Over the centuries, scholars have divided the commandments into categories in varying ways. For the purpose of these studies, we’re dividing them into two sections. The first four commandments have to do with our relationship with God; the last six have to do with our relationships with others.

### God’s Commandments Establish Priorities

---

The commandments regarding our relationship with God clearly spell out the priority and honor that he is to hold in our lives. How often—even in the Christian community—do we let other things come before our relationship with God?

One commandment that is often taken too lightly, especially in today’s culture, is the instruction not

to misuse God’s name. To use it in swearing or frivolously in joking is not appropriate. How we use God’s name directly reflects how we feel about God. He and his name are worthy of all the honor we can muster!

The commandments regarding our relationships with others (Exodus 20:12-17) give us lots of guidance on how to respect others. Though even our Christian culture can fail to take many of these commands seriously, living by them gives people the honor and respect due them as unique creations of God. No matter what we see around us, we must hold true to these principles if we are to honor God and respect others the way God intends.

### The Jesus Connection

---

As our relationship with Jesus grows, we can begin to see this world and other people through his eyes of unconditional love. We will enjoy fellowship more—and others will see Jesus’ presence in our lives.

God wants us to alter our lives to reflect our Savior who loves us enough to die for us. It’s easy to get distracted, even by good things, and we can get caught up trying to be like other Christians more than we try to be like Jesus himself.

God loves his creation so much that he gave us commandments to help preserve it and glorify him. God’s greatest creation is humanity—and we are surrounded by it. Every person you have contact with today gives you an opportunity to glorify God by lifting up his greatest creation—people. At the end of the day, take note of who God blessed through you and how you were blessed in his service. You can write your prayer in the space below.

---

---

---

---

---





## 1 GETTING STARTED

### How I Treat Others

#### What You'll Do ■■■■■■

Welcome kids warmly as they arrive, and ask them how their week went.

Have kids number off by twos. Have the Ones stand in a tight circle facing outward and the Twos stand in a circle around the Ones. The Twos will face inward so that each of them is facing one of the kids on the inside circle. Say: **Let's have a discussion to show how we treat others.**

Explain that kids will complete statements with their partners. Read aloud the following statements, and allow kids to respond with their partners. In between each statement, have either the inside or the outside circle move. This way kids will rotate and have a new partner for each statement.

Say: **The last time I was in a good mood, people around me could guess my mood by** [kids share with their partners]. Rotate.

Say: **The last time I was in a bad mood, people around me could guess my mood by** [kids share with their partners]. Rotate.

Say: **Other people can tell I love them because I** [kids share with their partners]. Rotate.

Say: **The last time I was disrespectful, I** [kids share with their partners]. Rotate.

Say: **I show that I respect someone by** [kids share with their partners]. Rotate.

When kids finish, have them sit down. Say: **We'll meet all different types of people during our lives. It's important that we show respect to all of them.**

#### Talk With Kids ■■■■

Lead kids in this discussion.

Ask:

- How did you show respect to the people you spoke to today?
- Tell what happened the last time you showed respect to someone.
- What's one way you can show respect to your parents today?

Say: **You talked a lot about different ways to respect people. Let's keep that in mind as we learn some ways that ► GOD TELLS US HOW TO RESPECT OTHERS. We're going to Mount Sinai with Moses and the Israelites to hear what God has to say in his Ten Commandments.**





## 2 BIBLE EXPLORATION

# At Mount Sinai

### What You'll Do ■■■■■■

Have the kids gather in a circle. Show kids the “God Gives the Ten Commandments” picture on the Bible Timeline.

Say: **We’re going to find out what God told his people in the last six commandments.**

**When Moses went up on Mount Sinai, the people waited below, not really sure what was happening. Let’s find out what the final commandments are that God gave to Moses, and let’s take a look at what these commandments mean.** Make sure everyone has a Bible, and have a willing child read aloud the fifth commandment from Exodus 20:12.

Ask:

- **How does honoring your father and mother show respect?**

Distribute this week’s Bible Truth Sleuth pages. Make sure kids all have pens, and have them turn to the “God Gives the Ten Commandments” activity. Allow time for kids to complete part 1.

Have a willing child read aloud the next commandment from Exodus 20:13.

Say: **Let’s take a look at what Jesus tells us about murder.**

Have kids turn in their Bibles to Matthew 5:21-22.

Say: **Here Jesus tells us that anyone who murders will be subject to judgment, and then he goes on to say that anyone who is angry with his brother will be subject to judgment. So if we murder or are angry with someone, that’s a problem with God either way.**

Have kids form trios and follow the instructions on their Bible Truth Sleuth pages for part 2 of “God Gives the Ten Commandments.” Allow about three minutes.

Have a willing child read aloud the next commandment from Exodus 20:14.

Say: **When two people get married, God wants them to stay true to each other in their hearts and with their actions for the rest of their lives.**

In their trios, have kids complete part 3 on their Bible Truth Sleuth pages. Allow about three minutes. Have groups share their answers with each other.



### At Mount Sinai Supplies

Bibles  
Bible Truth Sleuth  
pens  
CD player  
**Teacher Pack**  
CD: “Rumbling  
Mountain” (track 9)  
Bible Timeline

### At Mount Sinai Easy Prep

Tear out the Lesson 5  
pages from each Bible  
Truth Sleuth student  
book.





Have a willing child read aloud the next commandment from Exodus 20:15.

Say: **We all know stealing is wrong. After all, it's something you can get arrested for!**

Ask:

- **How does stealing show a lack of respect for someone?**

Have trios complete part 4 on their Bible Truth Sleuth pages. Allow about two minutes.

Have a willing child read aloud the next commandment from Exodus 20:16.

Say: **What this commandment means is that it's wrong to lie about others.**

Ask:

- **How does lying about someone show a lack of respect?**

Say: ► **GOD TELLS US HOW TO RESPECT OTHERS. One way to do that is to be truthful. All lies are wrong. When we lie, it not only shows disrespect for others but can also cause a lot of trouble. Let's look at a few situations about lying and act them out to see what might happen.**

Have kids complete part 5 on their Bible Truth Sleuth pages. Allow about two minutes.

Have a willing child read aloud the next commandment from Exodus 20:17.

Say: **To covet means to want something that isn't yours; it means you want something that belongs to someone else. God wants us to be content, or happy, with the things we already have.** Have kids complete part 6 on their Bible Truth Sleuth pages. Allow about two minutes.

Play "Rumbling Mountain" (track 9 on the CD) as you read aloud Exodus 20:18-21.

### Talk With Kids ■■■■

Lead kids in this discussion.

Ask:

- **How did these commandments help you think of new ways to respect others?**
- **What can you learn from one of these commandments this week? Explain.**
- **What difference do you think it makes when you treat people with respect?**

Say: **No matter what other people are doing, we can look in God's Word to know that ► GOD TELLS US HOW TO RESPECT OTHERS. The Ten Commandments help us know how God wants us to treat other people. We can be glad that God gave us these rules. Let's think more about how to do what God wants and treat others with respect.**





# Respecting Others

## What You'll Do

Make sure each child has a Bible.

Say: **Our Key Verse today is Matthew 19:18-19: “ ‘Do not murder, do not commit adultery, do not steal, do not give false testimony, honor your father and mother,’ and ‘love your neighbor as yourself’ ” (Matthew 19:18-19).**

Ask:

- **Jesus was repeating words from the Old Testament in this verse. What does it mean to you that Jesus thought these were important enough to repeat?**

Have kids say the verse along with you a few times.

Give each child a two-sticker strip. Have kids bring their sticker strips as they gather around tables with crayons set out.

Say: **Since respecting others involves spending time with them, we're going to make a reminder of this. Each of you has two stickers. Decorate one to remind you to respect others, and then decorate the second sticker to give to another person to whom you want to show respect.**

Give kids a few minutes to decorate their stickers. Then have a few willing kids share their designs with the group.

Say: **Put the first sticker somewhere you will see it often. You might want to put it in your room, on a school notebook, or on your Bible. Then think about the person you decided to give the other sticker to. When you give the sticker to that person, it would be great if you could tell him or her what you learned today about respecting others.**

## Talk With Kids

Lead kids in this discussion.

Ask:

- **How will it show respect to give the second sticker to someone else?**
- **Tell about a time someone did something to show you respect.**
- **What do you think is the most important thing to remember about showing respect to others?**

Say: **We can respect other people in so many ways. Whether we're caring and kind to them or if we talk kindly about them to others, we can remember the Ten Commandments because ► GOD TELLS US HOW TO RESPECT OTHERS.**



### Respecting Others Supplies

- 
- Bibles
  - crayons
  - scissors
  - Teacher Pack**
  - sticker sheets

### Respecting Others Easy Prep

---

Cut the stickers into strips so there are 2 stickers on each strip.





### Showing Love and Respect Supplies

**Teacher Pack**  
“Showing Love and Respect” cards

### Showing Love and Respect Easy Prep

Separate the “Showing Love and Respect” cards.

## 3 WEAVING FAITH INTO LIFE

# Showing Love and Respect

### What You’ll Do ■■■■■■

Say: **We show respect to others by treating them the way we would want to be treated. We love them as we love ourselves. We take care of them the way we take care of ourselves. This means we show them love and respect even if they don’t love and respect us in return.**

Have kids form four groups. Give each group a “Showing Love and Respect” card. Have groups read their cards together and discuss them. Let kids know they’ll be acting out scenarios.

Say: **After each presentation, the rest of you will hold up 1 to 10 fingers indicating how respectful the main character in the scenario was to the other people. One finger would indicate “no respect,” and 10 fingers would indicate “very respectful.” If you think the main character wasn’t very respectful, think of ways to respond to that disrespectful person in a respectful way. You can raise your hand and tell the actors how to respond respectfully.** Have willing kids from each group act out for the entire group the scenarios on their cards. Allow time for presentations and responses.

### Talk With Kids ■■■■

Lead kids in this discussion.

Ask:

- In what ways can you tell whether someone is being respectful or not?
- What difference might it make to the people around you whether you’re respectful or not?
- What can you do to show respect to all the people you meet, not just some of them?

Say: **Our scenarios showed us how every day we have opportunities to show love and respect to others. Every day we make choices to either obey God’s commandments or to ignore them. God wants us to obey his commandments so that we’ll have the best and happiest lives possible. ► GOD TELLS US HOW TO RESPECT OTHERS. Let’s choose to obey God.**







# 4 LASTING IMPRESSIONS

## Daily Challenges

### What You'll Do

Say: **Let's consider this week how we can act on the ways ► GOD TELLS US HOW TO RESPECT OTHERS.**

Have kids find this week's Daily Challenges on their Bible Truth Sleuth pages and choose one to do this week. They can choose one or more of these three options:

- **Let your brother or sister go first when it's your turn to go first.**
- **Do what your parents ask without complaining or arguing. Show them respect by treating them as you'd want to be treated.**
- **Help someone who needs help without asking anything in return.**

Make sure you choose a Daily Challenge as well, and tell the kids what you chose. Kids will be more inclined to follow through on their commitments when they see you doing the same.

### Talk With Kids

Lead kids in this discussion.

Ask:

- **What's a practical way you're going to do your Daily Challenge? Include a time, a place, and other ideas.**

Say: **God gave the Israelites the Ten Commandments to help them remember that ► GOD TELLS US HOW TO RESPECT OTHERS. Let's treat others with respect this week as we follow through on our Daily Challenges.**

## Weaving Faith at Home

Encourage kids to talk with their parents about the Daily Challenges they chose and what they learned about respecting others. Kids can also do the activities in the "HomeConnect" section of their Bible Truth Sleuth pages with their families.

Talk to your Director about emailing the FREE FamilyConnect to all your church's families. Available at [group.com/digital](http://group.com/digital).

Have kids find a partner and pray with each other. Ask them to show respect by listening and caring for their partner as they pray together about the ways God wants them to show respect.



### Daily Challenges Supplies

Bible Truth Sleuth



