

Paul Teaches About Spiritual Gifts

1 Corinthians 12:4-27

Third- and fourth-graders have high hopes and dreams for what they'll do in life. They're eager and willing to try new things, but they can just as easily be discouraged by their failures. Like the rest of us, they may be tempted to compare themselves with others and to be discontented with themselves. Today's lesson focuses on how God gives people different gifts for serving him. Use this lesson to encourage kids to discover their gifts and talents. Celebrate each person's uniqueness, including your own!



► Bible Point

God gives us gifts to serve him.

Key Verse

"For we are God's workmanship, created in Christ Jesus to do good works, which God prepared in advance for us to do" (Ephesians 2:10).

Weaving Faith Into Life

Kids will serve God and others using a special gift.


LESSON	WHAT CHILDREN DO	SUPPLIES	EASY PREP
1 Getting Started	Something From Nothing? <i>(about 10 min.)</i> Try to make a snack with only one ingredient.	enough instant pudding mix for 1 serving per child, milk, mixing bowl, measuring cup, whisk, small paper cups, spoons, napkins, refrigerator or cooler of ice, antibacterial gel (optional)	If you have more than 10 kids, you may want to double (or triple) the supplies so everyone has a chance to participate.
2 Bible Exploration	Spiritual Gifts <i>(about 10 min.)</i> Learn what the Bible says about spiritual gifts.	Bibles, pens, scissors, copy of the "Spiritual Gifts" handout (at the end of this lesson)	Cut apart the sections of the "Spiritual Gifts" handout.
	Body Parts <i>(about 20 min.)</i> Play a game to complete a body picture.	Bible, paper, marker, tape, pens, scissors, copy of the "Body Parts" handout (at the end of this lesson) with pieces cut out	Hang a sheet of paper where everyone can see it. Draw a large oval in the center to represent a torso and a smaller oval for the head. Set out the "Body Parts" segments.

Bold text within the lesson is spoken text.



LESSON	WHAT CHILDREN DO	SUPPLIES	EASY PREP
3 Weaving Faith Into Life	My Gifts and Talents <i>(about 10 min.)</i> Identify some of their gifts and help others discern theirs.	Bible Truth Sleuth, pens	Tear out the Lesson 8 pages from each Bible Truth Sleuth student book.
	God's Workmanship <i>(about 10 min.)</i> Come up with a list of ways they can use their gifts to serve God.	Bibles, paper, pens, scissors, snack-sized plastic bags	Cut paper into 5-inch strips.
4 Lasting Impressions	Daily Challenges <i>(about 5 min.)</i> Choose a Daily Challenge to apply God's Word.	Bible Truth Sleuth	
	Weaving Faith at Home <i>(about 2 min.)</i> Talk about how to share what they learned with their families.		

Bold text within the lesson is spoken text.



Paul Teaches About Spiritual Gifts

1 Corinthians 12:4-27

BIBLE BACKGROUND
FOR LEADERS

Key Points on a Key Passage

Paul begins today’s passage with a key point about spiritual gifts (verses 4-7): They are diverse, but they are unified because they come from the same God. There are many different gifts, but the same God is working through all of them. And they all are for a common purpose: the good of the church.

Gifts From God

The question may arise, What is the difference between spiritual gifts and natural talents? The difference between spiritual gifts and natural ability may not have been of concern to Paul. Every good thing, every gift comes from God. What concerned Paul was that people exercise the gifts the Holy Spirit gave them and use them to build up God’s church.

Many Gifts, One Body

In verses 12-27, Paul introduces to the Corinthians the concept that the church is like a body, more specifically the body of Christ. Paul’s message is a great equalizer: People with gifts that seem insignificant are actually much more important than they may think, and people with gifts that seem more spectacular aren’t any more important than anyone else. A significant fact to note is found in verse 18: “God has arranged the parts in the body, every one of them, just as he wanted them to be.”

Building God’s Kingdom

In a body, if one part is hurting, the other parts feel the hurt. And if one part feels great, it makes all of the body feel better. That’s how God wants the church to be! God gives different gifts for the building up of the body of Christ. We’re all part of that body, and God wants us to use the gifts he’s given us to fill the place

intended for us in his church! That’s how we’ll be most fulfilled and how we’ll work together with other Christians to further God’s kingdom on earth.

The Jesus Connection

Your spiritual gifts are God-given opportunities to be like Jesus and build up Jesus’ body.

Have you taken time to discover your spiritual gifts? Have you taken time to develop and refine your gifts? Complete a spiritual gifts inventory or ask some Christians who know you well to tell you what spiritual gifts they see in you. Ask God what your gifts might be. You can write your prayer here.





Something From Nothing? Supplies

enough instant pudding mix for 1 serving per child
milk
mixing bowl
measuring cup
whisk
small paper cups
spoons
napkins
refrigerator or cooler of ice
antibacterial gel (optional)

! ALLERGY ALERT

Something From Nothing? Easy Prep

If you have more than 10 kids, you may want to double (or triple) the supplies so everyone has a chance to participate.

1 GETTING STARTED

Something From Nothing?

What You'll Do ■■■■■■

Welcome kids warmly as they arrive, and ask them how their week went. Have kids form groups of four or five. Give each group only one of the items for making the instant pudding. For example, one group would get the bowl, another group the container of milk, another group the whisk, and so on. Don't give the pudding mix to any of the groups. If your group is large, divide up the cups, napkins, or spoons.

Say: **Let's begin today by making a special treat. I want each group to be really creative and make a snack everyone will like with the material I gave your group. You can start now.** Wait for kids to express that this is impossible to do with the supplies they have.

Ask:

- **Why can't you do the job I asked you to do?**
- **What else do you need to do the job?**
- **How *could* we accomplish the job?**

Say: **I left out one very important item.** Bring out the boxes of pudding mix. **Now we can make something if we share our items!**

Have kids clean their hands, put the mix into the bowl, measure and add the milk, and then take turns stirring the pudding. When it's finished, put the pudding in a refrigerator or cooler, and tell kids they'll get to enjoy the treat shortly.

Talk With Kids ■■■■


Lead kids in this discussion.

Ask:

- **Tell about a time you felt like you didn't have enough tools or knowledge to do a task.**
- **What are some things you're good at doing?**

Say: **God has a plan for your life. That means he has a job he wants you to do. But he won't just tell you to do something and not equip you for it, as I did with the snack. ► GOD GIVES US GIFTS TO SERVE HIM.** And they're all equally important. **Plus he gives us the Holy Spirit to help us—the most important ingredient of all (kind of like the pudding mix was the most important ingredient). When all our different gifts are mixed together, we can do amazing things for God! Let's learn more about how God gives us different gifts.**

Help the kids put the pudding into the paper cups, and then invite kids to eat the pudding.



2

BIBLE
EXPLORATION

Spiritual Gifts

What You'll Do ■■■■■■

Open your Bible to 1 Corinthians 12:4-27, and show kids the passage.

Say: **Today in the Bible we'll read from 1 Corinthians 12:4-27. We're going to explore what God says about the kinds of spiritual gifts and abilities he gives to people and why he does that. Let's count off by fours, and then we'll form four groups.** Have kids count off by fours; then direct kids to form groups with children who have the same number. **I'm going to assign each group a passage to read and questions to answer. Then we'll share with one another.**

Give each group a Bible and one of the sections of the handout with the following verses and questions.

- Group 1: 1 Corinthians 12:4-6. What do all of the gifts and service have in common?
- Group 2: 1 Corinthians 12:7-11. Why does God give us spiritual gifts? Which gift are you most familiar with? Explain.
- Group 3: 1 Corinthians 12:12-20. Why is it important that there are different body parts? Why does God give people different gifts?
- Group 4: 1 Corinthians 12:21-27. What happens when one part hurts? Why? How can we make the whole body healthier?

Give group members several minutes to read the text and answer the questions among themselves. Then lead kids in this discussion, asking groups to share their thoughts on their assigned questions with everyone.

Ask:

Group 1:

- **What do all of the gifts and service have in common?**

Group 2:

- **Why does God give us spiritual gifts?**
- **Which gift are you most familiar with? Explain.**

Group 3:

- **Why is it important that there are different body parts?**
- **Why does God give people different gifts?**

Group 4:

- **What happens when one part hurts? Why?**
- **How can we make the whole body healthier?**



Spiritual Gifts Supplies

-
- Bibles
 - pens
 - scissors
 - copy of the "Spiritual Gifts" handout (at the end of this lesson)

Spiritual Gifts Easy Prep

Cut apart the sections of the "Spiritual Gifts" handout.





Body Parts Supplies

Bible
paper
marker
tape
pens
scissors
copy of the “Body
Parts” handout (at the
end of this lesson) with
pieces cut out

Body Parts Easy Prep

Hang a sheet of paper
where everyone can see
it. Draw a large oval in
the center to represent
a torso and a smaller
oval for the head. Set
out the “Body Parts”
segments.

Talk With Kids

Lead all the kids in this discussion.

Ask:

- Why did we need each group to contribute to our discussion?
- How was that like the way the different spiritual gifts can work together?
- Why does it matter that we’re all equally important parts of one body?
- Why is it important that we all use the gifts we’ve been given?

Say: We couldn’t answer those questions without all of the “parts” of us being there because we all had different knowledge. Spiritual gifts are special abilities God gives to his children. ► **GOD GIVES US GIFTS TO SERVE HIM.** God wants us to use our spiritual gifts to help others grow in a relationship with him. There are many different kinds of spiritual gifts because there are many jobs to do! Each one is as important as another. God wants us to honor and respect one another, no matter what our gifts are.

Body Parts

What You’ll Do

Open your Bible to 1 Corinthians 12:12-27.

Say: In 1 Corinthians 12:12-27, we learn that we are each a unique part of a body. To understand this part of the Bible passage, let’s play a game. This oval is the middle section of a person’s body. You’re each going to choose a body part and then go tape it in the correct place on the torso. If you have more body parts than kids, have kids continue choosing a new body part until they’re all gone. If you have more kids than body parts, have kids work as pairs.

Play until all body parts have been placed. Then have kids close their eyes while you remove one of the pieces of the body. Have kids open their eyes, and ask the following questions.

Ask:

- What’s missing from this body?
- Why is that part important to the whole body?

Repeat several times, taking away a different body part each time.

Talk With Kids

Lead kids in this discussion.

Ask:

- What gifts has God given you?
- What gifts or abilities have you wished for that you don’t have?
- How can we be content with the gifts we’ve been given?



Say: It's common for people to wish they were someone else. But God wants us to be happy with who we are. First Corinthians 12:18 says, "God has arranged the parts in the body, every one of them, just as he wanted them to be." So if you're a hand, don't wish you were the eyes or the ears. Then we wouldn't have a hand! Remember, ► **GOD GIVES US GIFTS TO SERVE HIM.** He has given *you* gifts! God wants you just the way he made you!



3 WEAVING FAITH
INTO LIFE

My Gifts and Talents

What You'll Do ■■■■■■

Say: ► **GOD GIVES US GIFTS TO SERVE HIM.** Sometimes we do things so naturally that we don't even realize we have a gift for doing them! Let's see if we can help each other discover some of our gifts today.

Distribute pens and this week's Bible Truth Sleuth pages. Have kids work in pairs or trios to answer the following questions related to the "My Gifts and Talents" activity.

Ask:

- What pictures do you see that remind you of things you like to do or are good at?
- Why do you like to do those things?
- How did you get good at those things?
- What role has God played in giving you those abilities or interests?

Give kids a few minutes to talk in their pairs or trios.

Say: **Now draw a picture of yourself in the center of the page. Maybe you have a gift that's not shown. You can show it to us in your drawing. Otherwise, you can draw a picture of yourself just standing around. When you've finished drawing yourself, draw a line from the picture of you to the boxes of things you're good at.**

Talk With Kids ■■■■

Lead kids in this discussion.

Ask:

- What gifts would you add to those listed?
- How can we use our gifts to serve God?

Say: ► **GOD GIVES US GIFTS TO SERVE HIM.** If we accept the gifts, we can better serve God and those he loves. God wants you to use your gifts for him.

My Gifts and Talents Supplies

Bible Truth Sleuth pens

My Gifts and Talents Easy Prep

Tear out the Lesson 8 pages from each Bible Truth Sleuth student book.





God's Workmanship Supplies

Bibles
paper
pens
scissors
snack-sized plastic bags

God's Workmanship Easy Prep

Cut paper into 5-inch strips.

Daily Challenges Supplies

Bible Truth Sleuth

God's Workmanship

What You'll Do

Make sure kids have Bibles, and have them find the Key Verse, Ephesians 2:10. Ask a willing child to read it aloud: "For we are God's workmanship, created in Christ Jesus to do good works, which God prepared in advance for us to do."

Say: **Think of the gifts you wrote down in the last activity. Now come up with a list of ways you can use your gifts to serve God. Write as many ideas as you can come up with, one idea per strip of paper.**

Distribute pens and several strips of paper to each child, and then give kids about two minutes to write. Then give kids each a plastic bag to keep their strips in.

Say: **When we say we're God's workmanship that means we're created by God. God created everything for a purpose. The reason he created each of us is to glorify him—to do good works for him. That's what the rest of the Key Verse says: "...created in Christ Jesus to do good works, which God prepared in advance for us to do." That means God wants us to do good things for him, and he has a special plan for each of us.**

Talk With Kids

Lead kids in this discussion.

Ask:

- Which idea are you most looking forward to trying out?
- Which idea is most out of your comfort zone?

Say: **These bags of ideas are good representations of the good works God has in store for you to do. ► GOD GIVES US GIFTS TO SERVE HIM.** God has special jobs for you to do to serve him, and he'll help you do those jobs by giving you special gifts.

4 LASTING IMPRESSIONS

Daily Challenges

What You'll Do

Say: **Let's think about how we can know that ► GOD GIVES US GIFTS TO SERVE HIM.**

For your Daily Challenge this week, pull one idea out of your bag every day and use it this week for God.

Make sure you do the Daily Challenge as well. Kids will be more inclined to follow through on their commitments when they see you doing the same.

Talk With Kids

Lead kids in this discussion.

Ask:

- **What's a practical way you're going to do your Daily Challenge? Include a time, a place, and other ideas.**

Say: **We love receiving gifts, and God has given each of us a unique set of gifts. He wants us to use those gifts to help people. So let's be thankful that ► GOD GIVES US GIFTS TO SERVE HIM. Let's use our gifts as we follow through with our Daily Challenges.**

Weaving Faith at Home

Encourage kids to talk with their parents about the Daily Challenges they chose and what they learned about the gifts God gives us. Kids can also do the activities in the "HomeConnect" section of their Bible Truth Sleuth pages with their families.

Talk to your Director about emailing the FREE FamilyConnect to all your church's families. Available at group.com/digital.

Take a couple of minutes to pray with your kids. Pray: **God, thank you for the gifts you've given us. Go around and have each child say one gift out loud. God, help us to use these gifts for your glory. In Jesus' name, amen.**



Spiritual Gifts

■ **Group 1:** 1 Corinthians 12:4-6. What do all of the gifts and service have in common?

.....

■ **Group 2:** 1 Corinthians 12:7-11. Why does God give us spiritual gifts? Which gift are you most familiar with? Explain.

.....

■ **Group 3:** 1 Corinthians 12:12-20. Why is it important that there are different body parts? Why does God give people different gifts?


.....

■ **Group 4:** 1 Corinthians 12:21-27. What happens when one part hurts? Why? How can we make the whole body healthier?

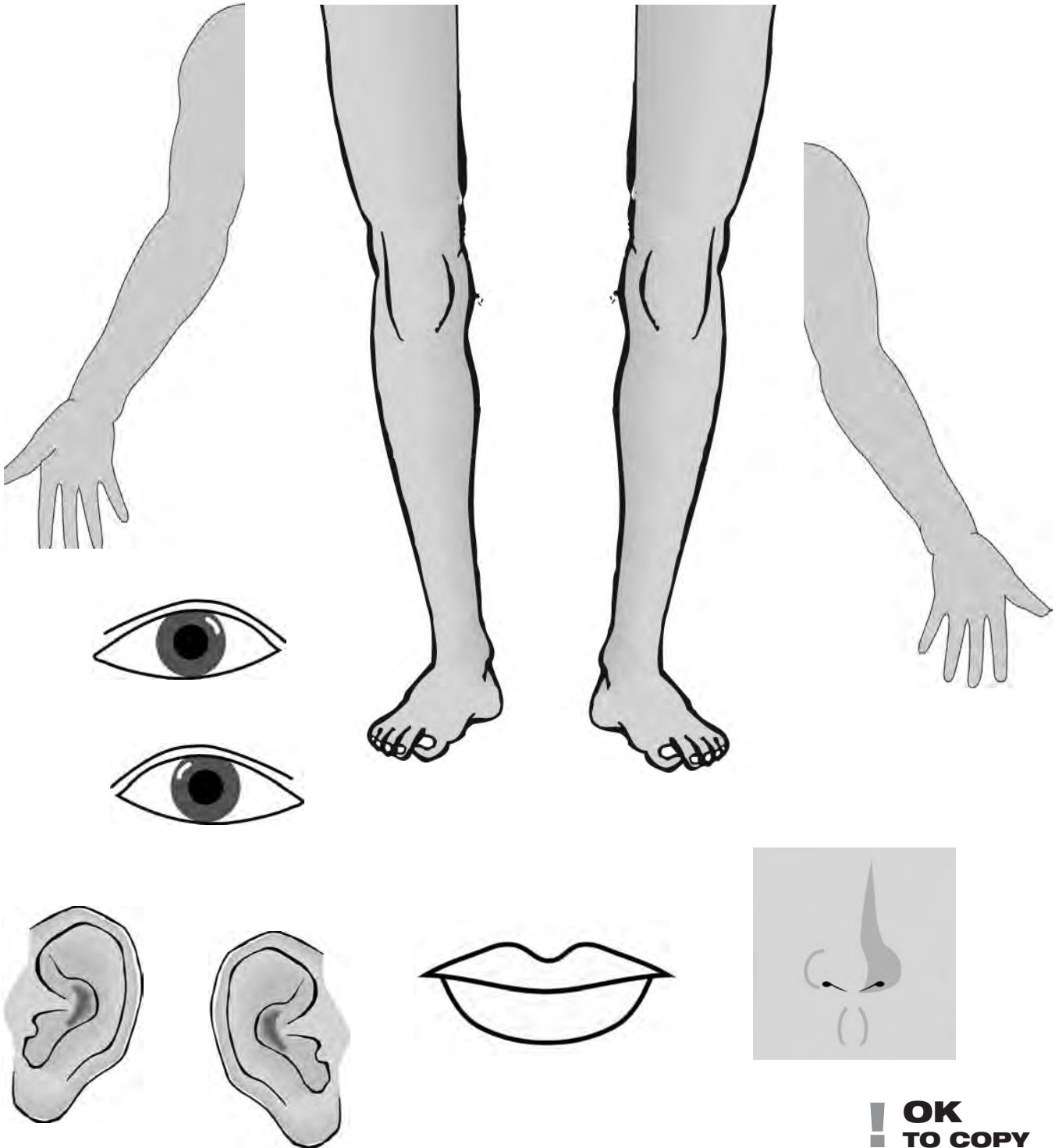
.....

! **OK**
■ **TO COPY**





Body Parts



**OK
TO COPY**

Copyright © 1995-2000 by Nova
Development Corporation and its
licensors.

